


# General catalogue.

January 2024






**LEA**  
CERAMICHE


DESIGN AND  
PERFORMANCE.






# Index. ABC


**a/** Absolute.   
84 / 89

Anthology.     
116 / 135




**b/** Basaltina Stone Project.   
180 / 185

Bio Attitude.    
188 / 201


Bio Recover.   
212 / 217


Bio Select.   
202 / 211

**c/** Cliffstone.   
172 / 179


Concrete and Zoom.     
design Fabio Novembre  
236 / 255




**d/** Delight.    
274 / 289

Dreaming.   
290 / 297


**l/** L2 - 20 mm   
298 / 307




**m/** Masterpiece.    
design Ferruccio Laviani  
220 / 235


**n/** Nest.   
design HOK Product Design  
90 / 95

Nextone.     
136 / 153

**p/** Pigmenti   
design Ferruccio Laviani  
60 / 83

**S/** Synesthesia.   
258 / 273

Side Stone.     
98 / 115

Segni su Pigmenti.   
design Ferruccio Laviani  
46 / 59

**w/** Waterfall.     
154 / 171

**01. The Company.**  
04 / 15

**01a. Our Excellences.**  
16 / 33

**01a. Our Group.**  
34 / 41


**02. The Collections.**  
42 / 307


**03. Technical Info.**  
308 / 348


# Indice collezioni.


Index by collection / Sommaire des collections / Inhaltsverzeichnis Kollektionen

## shape & color/




**Segni su Pigmenti.**   
design Ferruccio Laviani  
46 / 59




**Pigmenti.**   
design Ferruccio Laviani  
60 / 83




**Absolute.**   
84 / 89




**Nest.**   
design HOK Product Design  
90 / 95

## stone/


**Side Stone.**     
98 / 115

**Anthology.**     
116 / 135



**Nextone.**     
136 / 153


**Waterfall.**     
154 / 171


**Cliffstone.**   
172 / 179

**Basaltina Stone Project.**   
180 / 185



## wood/




**Bio Attitude.**    
188 / 201

**Bio Select.**   
202 / 211


**Bio Recover.**   
212 / 217

## cement & resin/


**Masterpiece.**    
design Ferruccio Laviani  
220 / 235

**Concreto and Zoom.**     
design Fabio Novembre  
236 / 255

## marble/

**Synesthesia.**   
258 / 273

**Delight.**    
274 / 289

**Dreaming.**   
290 / 297

01.

The Co

mppany.

# Distinguersi innovando.

---

**Da sempre, Lea Ceramiche si distingue innovando. Protagonista assoluta del mondo del design, crea collezioni dalla personalità unica e dalle prestazioni tecniche straordinarie: pura materia ceramica scaturita dalle più evolute tecnologie produttive e dalla creatività di alcuni tra i più apprezzati designer internazionali. Dal dialogo tra una profonda conoscenza delle tecniche e dei materiali e l'intelligenza creativa di un affiatato team di professionisti, nascono e si sviluppano prodotti che, per qualità estetiche, completezza della gamma e ricchezza dell'apparato decorativo, offrono soluzioni in continua evoluzione, impiegate in prestigiosi progetti in tutto il mondo.**

## Standing out as innovators.

Lea Ceramiche has always stood out for its innovation. Absolute protagonist in the world of design, it creates collections with a unique personality and extraordinary technical performance: pure ceramic material originating from the most evolved production technologies and from the creativity of some of the most renowned international designers. It is from the dialogue between an extensive knowledge of the techniques and materials and the creative intelligence of a tight-knit team of professionals that products are born and developed that, for their aesthetic qualities, completeness of range and wealth of the decorative options, offer solutions in continuous evolution, used in prestigious projects throughout the world.

## Se distinguer en innovant.

Depuis toujours Lea Ceramiche se distingue en innovant. Protagoniste absolue du monde du design, elle crée des collections qui ont une personnalité unique et garantissent des performances techniques extraordinaires : de la matière céramique pure qui exploite des techniques de production de pointe et la créativité de certains des meilleurs designers au monde. Du dialogue entre une connaissance approfondie des techniques et des matériaux et l'intelligence créative d'une équipe soudée de professionnels naissent et se développent des produits qui, grâce à leurs qualités esthétiques, à l'exhaustivité de la gamme et à la richesse de l'appareil décoratif, offrent des solutions et des collections en évolution constante, utilisées dans des projets prestigieux du monde entier.

## Mit Innovationen hervorstechen.

Lea Ceramiche hebt sich seit jeher durch Innovation hervor. Als absoluter Protagonist in der Welt des Designs kreiert das Unternehmen Kollektionen mit einzigartiger Persönlichkeit und außergewöhnlichen technischen Leistungen: pures Keramikmaterial, das den modernsten Produktionstechnologien und der Kreativität einiger der renommiertesten internationalen Designer entspringt. Aus dem Dialog zwischen einer tiefen Kenntnis von Techniken und Materialien und der kreativen Intelligenz eines eingespielten Teams von Fachleuten entstehen Produkte, die in Bezug auf ästhetische Qualität, Komplettheit des Angebots und Reichtum des Dekorapparats Lösungen anbieten, die sich ständig weiterentwickeln und in prestigeträchtigen Projekten rund um den Erdball eingesetzt werden.









IN TRANSITION - PHILIPPE NIGRO



Lea Ceramiche





# Design e performance.

---

Giorno dopo giorno, il nostro lavoro consiste nel portare avanti un entusiasmante confronto tra innovazione e creatività. È per questo che ogni prodotto firmato Lea Ceramiche rappresenta la più compiuta sintesi di design e performance. Le nostre superfici sono la piena espressione di uno stile senza tempo, fatto di eccellenza nelle prestazioni tecniche e di grandi potenzialità tecnologiche, pronto per essere interpretato dal mondo del design. Le nostre collezioni firmate da designer di fama internazionale hanno ricevuto alcuni tra i riconoscimenti più prestigiosi, che testimoniano l'eccellente qualità dei prodotti e il valore del percorso creativo del brand.

## Design and performance.

Day after day, our work consists in advancing an exciting exchange between innovation and creativity. And for this reason, every product signed Lea Ceramiche represents the fullest synthesis of design and performance. Our surfaces are the full embodiment of timeless style, made of outstanding technical performance and superb technological possibilities, ready to be interpreted by the design world. Our collections designed by internationally renowned designers have obtained some of the most prestigious recognitions, which attest to the excellent quality of the products and the value of the creative path of the brand.

## Design et performance.

Chaque jour, notre travail consiste à établir sans cesse une confrontation enthousiasmante entre l'innovation et la créativité. C'est ainsi que chaque produit Lea Ceramiche est la synthèse parfaite entre design et performance. Nos surfaces sont l'expression parfaite d'un style intemporel, fondé sur l'excellence des performances techniques et un grand potentiel technologique, prêts à être interprétés par le monde du design. Nos collections signées par des designers de renommée internationale ont obtenu des distinctions prestigieuses qui témoignent de l'excellente qualité des produits et de la valeur du parcours créatif de la marque.

## Design und leistung.

Tag für Tag besteht unsere Arbeit darin, eine spannende Konfrontation zwischen Innovation und Kreativität voranzutreiben. Deshalb repräsentiert jedes Produkt von Lea Ceramiche die gelungenste Synthese aus Design und Leistung. Unsere Oberflächen sind der umfassende Ausdruck eines zeitlosen Stils, der aus der Exzellenz in den technischen Leistungen und großartigen technologischen Möglichkeiten besteht und bereit ist, von der Welt des Designs interpretiert zu werden. Unsere Kollektionen aus der Feder von Designern von internationalem Rang haben einige der renommiertesten Auszeichnungen erhalten, die von der hervorragenden Qualität der Produkte und vom Wert des Kreativprozesses der Marke zeugen.

# Awards.



**PIGMENTI**  
BY FERRUCCIO LAVIANI

IF DESIGN AWARD  
2023



**PIGMENTI**  
BY FERRUCCIO LAVIANI

ARCHIPRODUCT DESIGN AWARD  
SUSTAINABILITY AWARD  
2023



**MASTERPIECE**  
BY FERRUCCIO LAVIANI

ARCHIPRODUCTS DESIGN AWARDS  
SUSTAINABILITY MENTION  
2021

MENTION ON  
ADI DESIGN INDEX  
2022



**MASTERPIECE**  
BY FERRUCCIO LAVIANI

archiproducts<sup>®</sup>  
DESIGN AWARDS  
WINNER 2021



**ANTHOLOGY**

MENTION ON  
ADI DESIGN INDEX  
2021



**CONCRETO**  
BY FABIO NOVEMBRE

CHICAGO  
ATHENAEUM MUSEUM  
GOOD DESIGN  
AWARD  
2018



**FILIGRANE**  
BY PHILIPPE NIGRO

archiproducts<sup>®</sup>  
DESIGN AWARDS  
WINNER 2017



**NAIVE**  
BY PATRICK NORGUET

SPECIAL MENTION ON  
GERMAN DESIGN AWARD

CHICAGO  
ATHENAEUM MUSEUM  
GOOD DESIGN AWARD  
2016



**TYPE 32**  
BY DIEGO GRANDI

HONORABLE MENTION  
COMPASSO D'ORO ADI  
2016



**NEST**  
BY HOK PRODUCT DESIGN

INTERIOR DESIGN  
ANNUAL BEST OF YEAR  
AWARD  
(FLOORING: TILE AND  
STONE)  
2014



**TYPE 32**  
BY DIEGO GRANDI

CHICAGO ATHENAEUM MUSEUM  
GOOD DESIGN AWARD  
MENTION ON  
ADI DESIGN INDEX  
2014



**CITY**  
BY DIEGO GRANDI

CHICAGO ATHENAEUM MUSEUM  
GOOD DESIGN AWARD  
MENTION ON  
ADI DESIGN INDEX  
2008

# Innovazioni per un'architettura di pregio.

---

Per il design innovativo, l'affidabilità delle prestazioni tecniche e l'indiscussa capacità di osare, Lea Ceramiche si è guadagnata un ruolo da protagonista dell'architettura internazionale contemporanea. Numerosi progetti di grande prestigio realizzati in tutto il mondo attestano l'apprezzamento di architetti e designer di primissimo piano per la spiccata sensibilità estetica e la vocazione all'eccellenza tecnica del brand. Forte di questa stima, Lea Ceramiche continua a guardare avanti, confermandosi un interlocutore autorevole per tutti coloro che stanno costruendo la cultura abitativa di domani, all'insegna dell'innovazione, del comfort, del design e della sostenibilità.

## Innovation for top architecture.

For its innovative design, reliability of the technical performance and the undisputed daring approach, Lea Ceramiche has earned for itself a role as protagonist of international contemporary architecture. Numerous projects of great prestige realised throughout the world attest to the appreciation of the world's most outstanding architects and designers for the brand's particular aesthetic sensitivity and technical excellence. Encouraged by this show of esteem, Lea Ceramiche continues to look forward, confirming itself as an authoritative interlocutor for all those who are building the culture of living spaces for the future, marked by innovation, comfort, design and sustainability.

## L'innovation pour l'architecture de pointe.

Lea Ceramiche occupe une place dominante dans le monde de l'architecture contemporaine grâce à l'innovation du design, à la fiabilité des performances techniques et à son incontestable capacité à oser. De nombreux projets prestigieux réalisés dans le monde entier témoignent de l'appréciation d'architectes et designers renommés pour la grande sensibilité esthétique et la vocation à l'excellence technique de la marque. Forte de cette estime, Lea Ceramiche se projette dans l'avenir et confirme être un partenaire éminent pour tous ceux qui construisent la culture de l'habitat de demain, sous le signe de l'innovation, du confort, du design et de la durabilité.

## Innovation für Spitzenarchitektur.

Die kontinuierliche Innovation, die Zuverlässigkeit der technischen Leistungen und der unbestrittene Wagemut haben Lea Ceramiche zu einem Protagonisten der internationalen zeitgenössischen Architektur gemacht. Zahlreiche prestigeträchtige Projekte auf der ganzen Welt bezeugen die Wertschätzung von führenden Architekten und Designern für die ausgeprägte ästhetische Sensibilität und die Berufung der Marke zur technischen Exzellenz. Gestärkt durch diese Hochachtung blickt Lea Ceramiche weiterhin nach vorne und erweist sich stets als maßgeblicher Gesprächspartner für all jene, die die Wohnkultur von morgen im Zeichen von Innovation, Komfort, Design und Nachhaltigkeit erschaffen.





LUMIERE AT MALCOM RESIDENCE - WILLIAM HEFNER - LOS ANGELES











520W28 - ZAHA HADID - NEW YORK



01a.

Our Exce



ellences.

# LE TECNOLOGIE.

## Tecnologies, les technologies, die technologien.

---

### SLIMTECH

**Lastre ceramiche sottili di qualità superiore.**

Superior quality slim ceramic slabs.

Minces plaques en céramique de qualité supérieure.

Dünne Keramikplatten von höchster Qualität.



### GRES

**Gres porcellanato, sinonimo di resistenza tecnica e di eccellenza estetica.**

Porcelain stoneware, a synonym for technical resistance and aesthetic excellence.

Grès cérame, synonyme de résistance technique et d'excellence esthétique.

Feinsteinzeug, Synonym für technische Robustheit und ästhetische Exzellenz.



### L2

**Gres porcellanato in 20mm di spessore, progettato per l'outdoor.**

20mm-thick porcelain stoneware, designed for outdoor use.

Grès cérame de 20 mm d'épaisseur, conçu pour l'extérieur.

Feinsteinzeug mit 20 mm Stärke, für Außenbereiche entwickelt.





# 3 - TECH PROJECT.

## Tre tecnologie per infinite possibilità in continuità estetica.

---

L' esclusivo progetto Lea Ceramiche per collezioni articolate in 3 tecnologie produttive: le grandi lastre sottili di qualità superiore, l'eccellenza del gres porcellanato a spessore tradizionale e il gres spessorato per soluzioni outdoor.

### Three technologies for infinite possibilities in aesthetic continuity.

The exclusive Lea Ceramiche project for collections divided into 3 production technologies: high-quality large thin slabs, outstanding porcelain stoneware with a traditional thickness and extra-thick porcelain stoneware for outdoor solutions.

### Trois technologies pour un nombre illimité de possibilités en continuité esthétique.

Le projet exclusif Lea Ceramiche pour des collections qui se différencient suivant 3 technologies de production: les grandes plaques minces de qualité supérieure, l'excellence du grès cérame d'épaisseur traditionnelle et le grès épais pour l'extérieur.

### Drei Technologien für endlose Möglichkeiten in ästhetischer Kontinuität.

Das exklusive Projekt von Lea Ceramiche aus Kollektionen mit 3 Produktionstechniken: Große, dünne Platten von hoher Qualität, das exzellente Feinsteinzeug in traditioneller Stärke, und verstärktes Feinsteinzeug für Außenbereiche.

#### 3-Tech Project collections:

Anthology: pag 116  
Concreto: pag 236  
Nextone: pag 136  
Side Stone: pag 98  
Waterfall: pag 154



### 3 - TECH PROJECT





# MIX AND MATCH.

## Il fascino inedito dell'evoluzione dello stile.

---

**La vocazione per il design di Lea Ceramiche si esprime nell'ampia gamma di collezioni uniche e sofisticate. Le nostre sono collezioni senza tempo che confermano il nostro impegno per l'eccellenza nel design ceramico e l'abbinamento tra loro è un modo straordinario per ottenere soluzioni in continua evoluzione, creando uno stile e un design unico che resiste alle mode passeggere. Le proposte di abbinamento presenti sui nostri strumenti di comunicazione sono state pensate appositamente per rendere ogni ambiente esclusivo.**

### The unique allure of evolving style.

Lea Ceramiche's passion for design is expressed through a wide range of unique and sophisticated collections. Ours are timeless collections that reflect our commitment to excellence in the field of ceramic design. Mixing and matching them with one another is an extraordinary way to achieve ever-evolving solutions, creating a distinctive style and design that withstands fleeting trends. The suggested pairings featured in our communication tools have been specifically conceived to make each environment an exclusive space.

### La fascination inédite de l'évolution du style.

La vocation pour le design de Lea Ceramiche s'exprime à travers le large éventail de collections uniques et raffinées. En effet, nos collections sont intemporelles et démontrent à quel point nous nous engageons à créer des produits en céramique d'excellence, capables d'être assortis entre eux de façon extraordinaire pour obtenir des solutions en constante évolution, au style et au design uniques, qui n'ont pas peur de devenir un jour démodés. Nos propositions d'assortiments présentées sur nos instruments de communication ont été spécialement pensées pour rendre chaque environnement exclusif.

### Die beispiellose Faszination für stilistische Entwicklungen.

Die Berufung von Lea Ceramiche zum Design kommt in der vielfältigen Palette aus einzigartigen und exklusiven Kollektionen zum Ausdruck. Unsere zeitlosen Kollektionen bestätigen unser Streben nach Exzellenz im Keramikdesign. Sie lassen sich auf wunderbare Weise zu immer wieder neuen Lösungen kombinieren und schaffen damit einen einmaligen Stil und ein Design, das kurzlebige Moden übersteht. Die in unserer Kommunikation abgebildeten Kombinationsbeispiele wurden eigens dazu konzipiert, jedes Ambiente exklusiv zu gestalten.





# PROTECT.

## Per un abitare sano, sicuro e protetto.

L'esclusiva tecnologia Panariagroup per pavimenti e rivestimenti antibatterici ad altissime performance.

To live healthily, safe and secure.

The exclusive Panariagroup technology for antimicrobial floor and wall coverings with the highest performance.

Pour un habitat sain, sûr et protégé.

The exclusive Panariagroup technology for antimicrobial floor and wall coverings with the highest performance.

Für ein gesundes, sicheres und geschütztes wohnen.

The exclusive Panariagroup technology for antimicrobial floor and wall coverings with the highest performance.



#### AZIONE POTENTE

Elimina i batteri e ne impedisce la proliferazione.

#### POWERFUL ACTION

Eliminates microbes and prevents their reproduction.

#### ACTION PUISSANTE

Eliminates microbes and prevents  
Élimine les bactéries et empêche leur prolifération.

#### LEISTUNGSSTARKE WIRKUNG

Eliminiert Bakterien und verhindert die Vermehrung.



#### EFFICACIA ETERNA

Grazie alla tecnologia integrata in modo permanente nel prodotto.

#### ETERNAL EFFECTIVENESS

Thanks to the technology permanently integrated into the product.

#### EFFICACITÉ ÉTERNELLE

Grâce à la technologie intégrée de façon permanente dans le produit.

#### DAUERHAFTE WIRKSAMKEIT

Dank der permanent im Produkt integrierten Technologie.



#### PROTEZIONE CONTINUA

Sempre attivo, 24 ore su 24, con e senza luce solare.

#### CONTINUOUS PROTECTION

Always active, 24 hours a day, with and without sunlight.

#### PROTECTION CONTINUE

Toujours actif, 24 heures sur 24, avec et sans lumière du soleil.

#### DAUERSCHUTZ

Rund um die Uhr aktiv, mit oder ohne Sonnenlicht.

**P R ( ) T E C T**®

ANTIBATTERICO - ANTIMICROBIAL

with **MICROBAN**®  
protect.panariagroup.it





# SLIMTECH.

## Lastre ceramiche sottili di qualità superiore.

Superior quality thin porcelain slabs.

Dalles céramiques fines de qualité supérieure.

Dünne Hochwertige Keramikplatten.



**MASSIMI STANDARD  
QUALITATIVI E PRESTAZIONALI**

HIGHEST STANDARDS  
IN QUALITY AND PERFORMANCE

STANDARDS QUALITATIFS ET  
PERFORMANCES MAXIMALES

HÖCHSTE QUALITÄTS- UND  
LEISTUNGSSTANDARDS



**LASTRE SUPERCOMPATTE  
ED ELASTICHE**

HIGHLY COMPACT AND  
ELASTIC SLABS

DALLES ULTRACOMPACTES  
ET ÉLASTIQUES

SUPERKOMPAKTE,  
ELASTISCHE PLATTEN



**RESA ESTETICA  
ECCELLENTE**

EXCELLENT  
AESTHETIC LOOK

EXCELLENT RENDEMENT  
ESTHÉTIQUE

AUSGEZEICHNETE OPTISCHE  
WIRKUNG



**STRAORDINARIA  
EXTRA-RESISTENZA**

EXTRAORDINARY  
ADDED RESISTANCE

EXTRAORDINAIRE  
EXTRA-RÉSISTANCE

ÜBERRAGENDE  
SUPER-BESTÄNDIGKEIT



**SOSTENIBILITÀ  
AMBIENTALE ELEVATA**

HIGHLY  
ECO-FRIENDLY

DURABILITÉ  
ENVIRONNEMENTALE

HOHE ÖKOLOGISCHE  
NACHHALTIGKEIT



**IDEALE PER RISTRUTTURARE  
SENZA DEMOLIRE**

IDEAL FOR RENOVATION  
WITHOUT DEMOLITION

IDÉAL POUR RESTRUCTURER  
SANS DÉMOLIR

IDEAL FÜR EINE RENOVIERUNG  
OHNE ABRISS

**SLIMTECH**

**6mm**

Sottile e resistente.  
Thin and resistant.  
Fin et résistant.  
Dünn und widerstandsfähig.

**SLIMTECH**  
*plus*

**3,5mm - 5,5mm**

Ultrasottile e ultrasensibile. Con fibra di vetro.  
Ultra-thin and ultra-resistant. With fibreglass mesh.  
Ultra fin et ultra résistant. Avec fibre de verre.  
Untradünn und ultrawiderstandsfest. Mit Glasfaser.



Formati / sizes



FORMATI / SIZES / FORMATS / FORMATE (CM)

# SLIMTECH 3plus.

## Più sottile, più sostenibile, più versatile.

Grazie allo spessore di soli 3,5 mm, Slimtech 3plus risparmia materie prime, acqua ed energia, ed è a CO<sub>2</sub> interamente compensata. Dalla partecipazione a progetti internazionali di abbattimento della CO<sub>2</sub> nelle città più inquinate. Scopri di più su [panariagroup.it/think-zero](http://panariagroup.it/think-zero). È facile da lavorare e, grazie alla fibra di vetro, sicuro. Può essere utilizzato su tutte le superfici (anche su rivestimenti esistenti), per le facciate e come finitura nel campo dell'arredamento. La sua flessibilità, infine, incoraggia le architetture più visionarie.

### Thinner, more sustainable, more versatile.

Thanks to the thickness of only 3.5 mm, Slimtech 3plus saves raw materials, water and energy, additionally, its CO<sub>2</sub> is completely compensated. From participation in international projects of reduction of CO<sub>2</sub> in the most polluted cities. Learn more on [panariagroup.it/en/think-zero](http://panariagroup.it/en/think-zero). It is easy to work with and, thanks to the fibreglass, is safe. It can be used on all surfaces (even on existing coatings), for façades and as a finishing of the furnishings. Moreover, its flexibility encourages the most visionary architecture.

### Plus mince, plus durable, plus polyvalent.

Grâce à 3,5 mm seulement d'épaisseur, Slimtech 3plus permet d'économiser des matières premières, de l'eau et de l'énergie et ses émissions de CO<sub>2</sub> sont entièrement compensées. De la participation à des projets internationaux de réduction du CO<sub>2</sub> dans les villes les plus polluées. Pour en savoir plus, consultez ce lien : [panariagroup.it/en/think-zero](http://panariagroup.it/en/think-zero). Il est facile à travailler et sûr, grâce à la fibre de verre. Il peut être utilisé sur toutes les surfaces (même sur de vieux revêtements), comme bardage et comme finition décorative. Sa polyvalence encourage en outre les architectures les plus visionnaires.

### Dünnere, nachhaltiger, vielseitiger.

Dank der Stärke von nur 3,5 mm spart Slimtech 3plus Rohmaterialien, Wasser und Energie, die CO<sub>2</sub>-Emissionen werden zur Gänze kompensiert. Von der Beteiligung an internationalen Projekten zur Reduzierung der CO<sub>2</sub>-Emissionen in den Städten mit der stärksten Luftverschmutzung. Erfahren Sie mehr auf [panariagroup.it/en/think-zero](http://panariagroup.it/en/think-zero). Es ist einfach zu verarbeiten und dank der Glasfaser auf sicher. Es kann auf allen Oberflächen (auch auf bestehenden Verkleidungen), für Fassaden und als Finishlösung im Bereich der Einrichtung verwendet werden. Nicht zuletzt ermutigt seine Flexibilität besonders visionäre Architekturen.

|                    |                    |                   |                   |
|--------------------|--------------------|-------------------|-------------------|
| <b>SOSTENIBILE</b> | <i>SUSTAINABLE</i> | <i>DURABLE</i>    | <i>NACHHALTIG</i> |
| <b>VERSATILE</b>   | <i>VERSATILE</i>   | <i>POLYVALENT</i> | <i>VIELSEITIG</i> |
| <b>SICURO</b>      | <i>SAFE</i>        | <i>SÛR</i>        | <i>SICHER</i>     |
| <b>PRATICO</b>     | <i>PRACTICAL</i>   | <i>PRATIQUE</i>   | <i>PRAKTISCH</i>  |
| <b>FLESSIBILE</b>  | <i>FLEXIBLE</i>    | <i>MODULABLE</i>  | <i>FLEXIBEL</i>   |







# THINK ZERO

## Lastre ceramiche nate per essere sostenibili

Ceramic slabs born to be sustainable  
Des dalles en céramique nées pour être durables  
Zur Nachhaltigkeit berufene Keramikplatten

### CO<sub>2</sub> NEUTRAL

### THINK ZERO É LA RIVOLUZIONE PER UNA CERAMICA SOSTENIBILE

Le lastre ceramiche ultrasottili riducono gli impatti ambientali senza ridurre le performance.

#### THINK ZERO IS THE REVOLUTION FOR SUSTAINABLE CERAMIC TILES

The ultra-thin ceramic slabs reduce environmental impacts without reducing performance.

#### THINK ZERO : LA RÉVOLUTION POUR UNE CÉRAMIQUE DURABLE

Les dalles en céramique ultra fines réduisent l'impact environnemental sans minimiser les performances.

#### THINK ZERO IST DIE REVOLUTION FÜR EINE NACHHALTIGE KERAMIK

Ultradünne Keramikplatten belasten die Umwelt bei gleicher Leistung weniger.



### NON SOLO MENO SPESSORE

ridotto fino ad un massimo di 3 mm.

LESS THICKNESS  
to maximum 3 mm.

PAS SEULEMENT MOINS D'ÉPAISSEUR  
réduite jusqu'à un maximum de 3 mm.

NICHT NUR WENIGER STÄRKE  
auf maximal 3 mm reduziert.



**-65%**

del consumo di  
materie prime

less raw materials  
de consommation de  
matières premières  
Verbrauch an Rohstoffen



**-80%**

del fabbisogno  
di acqua

less water  
de besoin  
en eau  
Bedarf an Wasser



**-30%**

delle emissioni di CO<sub>2</sub>  
in atmosfera

less CO<sub>2</sub> emitted into the atmosphere  
d'émissions de CO<sub>2</sub>  
dans l'atmosphère  
CO<sub>2</sub>-Emissionen in  
die Atmosphäre



**-30%**

del fabbisogno  
di energia

less energy  
de besoin  
en énergie  
Bedarf an Energie



**-66%**

dell'inquinamento  
generato da trasporto

less pollution generated  
from transport  
de pollution générée  
par le transport  
transportbedingte  
Verschmutzung

+

## 100%

### DELLE EMISSIONI DI CO<sub>2</sub> COMPENSATE\*\* (13,14 kg/mq)

Alta resistenza, alte prestazioni, massima sostenibilità e nessun compromesso.

COMPENSATION OF CO<sub>2</sub>  
EMISSIONS (13,14 kg/sqm)

High resistance, outstanding  
performance, ultimate sustainability  
and no compromises.

DES ÉMISSIONS DE CO<sub>2</sub>  
COMPENSÉES (13,14 kg/m<sup>2</sup>)

Résistance élevée, performances de  
haut niveau, maximum de durabilité et  
aucun compromis.

DER CO<sub>2</sub>-EMISSIONEN  
AUSGEGLICHEN (13,14 kg/m<sup>2</sup>)

Hohe Widerstandsfähigkeit, hohe  
Leistungen, maximale Nachhaltigkeit und  
keine Kompromisse.

\* I dati fanno riferimento a un prodotto a spessore sottile, confrontato con un grès porcellanato di spessore tradizionale. / The data refers to ultra-thin slabs when compared to standard-thickness porcelain stoneware tile. / Les données sont celles d'un produit de faible épaisseur, comparé à un grès cérame d'épaisseur traditionnelle. / Die Daten beziehen sich auf ein Produkt mit dünner Stärke, im Vergleich zu einem Feinsteinzeug mit herkömmlicher Stärke.

\*\* Dalla partecipazione a progetti internazionali di abbattimento della CO<sub>2</sub> nelle città più inquinate. Scopri di più su panariagroup.it/think-zero. / From participation in international projects of reduction of CO<sub>2</sub> in the most polluted cities. Learn more on panariagroup.it/en/think-zero. / De la participation à des projets internationaux de réduction du CO<sub>2</sub> dans les villes les plus polluées. Pour en savoir plus, consultez ce lien : panariagroup.it/en/think-zero. / Von der Beteiligung an internationalen Projekten zur Reduzierung der CO<sub>2</sub>-Emissionen in den Städten mit der stärksten Luftverschmutzung. Erfahren Sie mehr auf panariagroup.it/en/think-zero.





 SLIMTECH

The logo for SLIMTECH features a white circle containing a stylized 'S' with a horizontal line through its center. To the right of the circle, the word 'SLIMTECH' is written in a white, uppercase, sans-serif font.

# REAL.

## Vivere spazi e superfici come nella realtà.

REAL è il configuratore online di Lea Ceramiche utilizzabile sia da desktop che da mobile che consente di personalizzare pavimenti e rivestimenti di un ambiente 3D fotorealistico. Gli spazi così configurati sono navigabili a 360°, anche in modalità immersiva grazie a un Cardboard o a un dispositivo WebVR ready (come Oculus Go o HTC Vive).

### Experience spaces and surfaces just like in reality.

REAL is the online configurator of Lea Ceramiche that can be used both in desktop and mobile applications, allowing one to personalise floor and wall coverings in a photo-realistic 3D environment. The spaces thus configured can be navigated at 360°, even in an immersive mode, thanks to a Cardboard or WebVR read device (such as Oculus Go or HTC Vive).

### Vivre les espaces et les surfaces comme dans la réalité.

REAL est le configurateur en ligne de Lea Ceramiche, utilisable au bureau ou en déplacement, qui permet de personnaliser les sols et les revêtements d'un environnement 3D photoréaliste. Les espaces configurés de la sorte sont navigables à 360°, même en modalité immersive grâce à un Cardboard ou à un dispositif WebVR ready (tel que Oculus Go ou HTC Vive).

### Räume und Oberflächen wie in der Realität erleben.

REAL ist der Online-Konfigurator von Lea Ceramiche, der vom Desktop-PC oder von Mobilgeräten aus verwendet werden kann und es ermöglicht, Böden und Verkleidungen mit einer fotorealistischen 3D-Umgebung zu personalisieren. Die auf diese Weise konfigurierten Räume sind zu 360° navigierbar, auch im immersiven Modus, dank einem Cardboard oder einem WebVR-fähigen Gerät (wie Oculus Go oder HTC Vive).

#### 1.

- SCEGLI UN EFFETTO MATERICO O UNO STILE
- CHOOSE A MATERIAL EFFECT OR STYLE
- CHOISISSEZ UN EFFET MATÉRIQUE OU UN STYLE
- WÄHLEN SIE EINEN PLASTISCHEN EFFEKT ODER EINEN STIL

#### 2.

- CONFIGURA L'AMBIENTE E PROVA GLI ABBINAMENTI
- CONFIGURE THE ENVIRONMENT AND TRY THE COMBINATIONS
- CONFIGUREZ LE DÉCOR ET ESSAYEZ LES COMBINAISONS
- KONFIGURIEREN SIE DIE UMGEBUNG UND TESTEN SIE DIE KOMBINATIONEN


#### 3.

- SALVA LA TUA CONFIGURAZIONE, SCARICALA O CONDIVIDILA
- SAVE YOUR CONFIGURATION, DOWNLOAD IT OR SHARE IT
- SAUVEGARDEZ VOTRE CONFIGURATION, DÉCHARGEZ-LA OU PARTAGEZ-LA
- SIE KÖNNEN IHRE KONFIGURATION SPEICHERN, HERUNTERLADEN ODER TEILEN



[real.leaceramiche.com](https://real.leaceramiche.com)





01b.

Our G

Group.

# PANARIAGROUP.

## Nel tempo e nel mondo, l'eccellenza ceramica.

---

**Eccellere, nel mondo della ceramica di alta qualità, significa saper generare sempre prodotti a elevata componente tecnologica e impreziosirli con la massima attenzione estetica, con la cura di ogni dettaglio. Per soddisfare al meglio i gusti della fascia più elevata ed esigente del mercato, Panariagroup adotta da sempre la formula dell'eccellenza, unendo storica sapienza artigianale e attitudine all'avanguardia tecnologica. Con un impegno fondamentale ad agire e operare sempre con responsabilità. Con oltre 50 anni di esperienza, Panariagroup è oggi una realtà internazionale con un cuore fortemente italiano, presente con 14 brand in oltre 130 paesi nel mondo grazie a una vasta e capillare rete commerciale.**

### Throughout time and around the world, ceramic excellence.

To excel in the world of high quality ceramics means knowing how to continuously create highly technological products and how to enhance them through the utmost attention to aesthetics and detail. Panariagroup has always adhered to the highest standards of excellence, combining its history of skilful artisan craftsmanship with cutting edge technology. This approach is intrinsically linked to a fundamental commitment to always act and operate responsibly. With over 50 years of experience, Panariagroup is an international company with a strong Italian soul and an extensive sales network with 14 brands in over 130 countries all over the world.

### Dans le temps et dans le monde, l'excellence céramique.

Exceller, dans le monde de la céramique de haute qualité, signifie toujours savoir créer des produits à composante technologique élevée et les enrichir avec la plus grande attention esthétique, en soignant tous les détails. Pour satisfaire au mieux les goûts de la plage la plus élevée et la plus exigeante du marché, Panariagroup adopte depuis toujours la formule de l'excellence, unissant la connaissance historique artisanale et l'attitude technologiquement à l'avant-garde. Avec un engagement fondamental à agir et œuvrer toujours de manière responsable. Avec plus de 50 ans d'expérience, Panariagroup est aujourd'hui un groupe international avec un cœur fortement italien, présente avec 14 marques dans plus de 130 pays dans le monde, grâce à un vaste réseau commercial à tous les niveaux.

### Mit der zeit und in der welt, die exzellenz der keramik.

Exzellenz in der Welt der hochwertigen Keramik bedeutet zu wissen, wie man kontinuierlich Produkte herstellt, die nicht nur eine hohe technologische Komponente aufweisen, sondern die mit besonderem Augenmerk auf die Ästhetik bis ins kleinste Detail realisiert werden. Panariagroup arbeitet seit jeher mit der Formel der Exzellenz, um dem Geschmack des anspruchsvollsten Marktsegments gerecht zu werden. Historische Handwerkskunst vereint sich mit technologischem Fortschritt, wobei ein verantwortungsvolles Handeln absolute Voraussetzung ist. Mit mehr als 50 Jahren Erfahrung ist die Panariagroup heute eine internationale Realität mit einem starken italienischen Herzen, die dank eines großen und weit verbreiteten Handelsnetzes weltweit mit 14 Marken in über 130 Ländern präsent ist.

**PANARIA**group®

[www.panariagroup.it](http://www.panariagroup.it)





**Panaria**  
ceramica

**LEA**  
CERAMICHE

**COTTOD'ESTE**  
EXCLUSIVE SURFACES

**BLUSTYL'E**  
COTTOD'ESTE

**MAXA**  
CERAMIC SLABS

**MARGRES**  
CERAMIC TILES

**LOVE**  
CERAMIC TILES

**GRESART.**  
CERAMIC TILES

steuler|design

**GROHN**

**NORD CERAM**

**KERATEAM**

flordatile

**Bellissimo**  
STILE ITALIANO

# PANARIAGROUP.

## Ceramiche per la qualità della vita.

---

Ceramics for the quality of your life

La céramique pour la qualité de votre vie.

Keramik für die Qualität ihres Lebens.

#### PIÙ SANE

Grazie all'esclusiva protezione antibatterica Protect

#### HEALTHIER

Thanks to the exclusive Protect antibacterial protection

#### PLUS SAINES

Grâce à l'exclusive protection antibactérienne Protect

#### GESÜNDER

Dank dem exklusiven antibakteriellen Schutz Protect

#### PIÙ SOSTENIBILI

Con le lastre sottili a impatti minimi e CO<sub>2</sub> neutral

#### MORE SUSTAINABLE

With thin slabs having minimal impact and CO<sub>2</sub> neutral

#### PLUS SOUTENABLES

Avec les dalles fin à impact minimal et CO<sub>2</sub> neutre

#### NACHHALTIGER

Mit den hauchdünnen CO<sub>2</sub>-neutralen Platten mit minimalen Auswirkungen

#### **Bellezza, Innovazione, Sostenibilità.**

**Panariagroup è leader mondiale nei pavimenti e rivestimenti di alta qualità. Con processi produttivi che rispettano l'ambiente e prodotti pensati per un nuovo modo di concepire l'architettura e l'abitare.**

#### **Beauty, Innovation, Sustainability.**

Panariagroup is a world leader in high quality ceramic surfaces for floor and wall coverings. Its production processes respect the environment and its products are designed for a new way of conceiving architecture and living.

#### **Esthétique, Innovation, Durabilité.**

Panariagroup, leader mondial des sols et revêtements de haute qualité garantit des processus de production respectueux de l'environnement et des produits conçus pour envisager l'architecture et le logement différemment.

#### **Schönheit, Innovation, Nachhaltigkeit.**

Panariagroup ist ein international führender Hersteller von qualitativ hochwertigen Wand- und Bodenbelägen. Die Produktion erfolgt umweltschonend, und die Produkte sind auf ein neues Konzept des Bauens und Wohnens ausgelegt.

**PANARIA**group®

[www.panariagroup.it](http://www.panariagroup.it)





BILANCIO DI SOSTENIBILITÀ 2022

Consulta il nostro Bilancio di Sostenibilità, scaricandolo dal sito [panariagroup.it](http://panariagroup.it) o richiedendolo via mail a [sustainability@panariagroup.it](mailto:sustainability@panariagroup.it)  
Check our Sustainability Report, downloading it from the [panariagroup.it](http://panariagroup.it) site or requesting it via email at [sustainability@panariagroup.it](mailto:sustainability@panariagroup.it)  
Consultez notre Bilan de durabilité, en le déchargeant sur le site [panariagroup.it](http://panariagroup.it) ou en le demandant par e-mail à [sustainability@panariagroup.it](mailto:sustainability@panariagroup.it)  
Lesen Sie unsere Nachhaltigkeitsbilanz, indem Sie sie entweder von der Seite [panariagroup.it](http://panariagroup.it) herunterladen oder via E-Mail unter [sustainability@panariagroup.it](mailto:sustainability@panariagroup.it) anfordern.



# PANARIAGROUP.

## La ceramica nella sua forma migliore.

---

La ceramica è un materiale dalle prestazioni uniche e straordinarie. Panariagroup si distingue con prodotti di qualità superiore.

**PIÙ SALUBRI** grazie all'integrazione della tecnologia antibatterica Protect

**PIÙ FACILI DA PULIRE** grazie alle nostre esclusive tecniche di lavorazione delle superfici

**PIÙ VERSATILI E ADATTI AD OGNI IMPIEGO** grazie ad un'ampia disponibilità di tecnologie e componenti ad elevata performance che consentono di ottenere prodotti adatti a destinazioni d'uso differenti

**PIÙ SOSTENIBILI** grazie a un processo produttivo estremamente efficiente in termini di rispetto delle norme ambientali, del consumo di acqua, energia e materie prime

### Ceramics at their best.

Ceramics offer unique and outstanding performance. Panariagroup stands out for its superior quality products.

**HEALTHIER** thanks to the integrated Protect antimicrobial technology

**EASIER TO CLEAN** thanks to our exclusive surface processing techniques

**MORE VERSATILE AND SUITABLE FOR EVERY USE** thanks to the wide availability of high-performance technologies and components that allow you to obtain products suitable for different uses

**MORE SUSTAINABLE** thanks to a production process that is extremely efficient in terms of compliance with environmental standards and consumption of water, energy and raw materials

### La céramique sous son meilleur jour.

La céramique est un matériau aux performances uniques et extraordinaires. Panariagroup se distingue par ses produits de qualité supérieure.

**PLUS SAINS** grâce à l'intégration de la technologie antibactérienne Protect

**PLUS FACILES À NETTOYER** grâce à nos techniques exclusives de traitement de surface

**PLUS POLYVALENTS ET ADAPTÉS À TOUS LES USAGES** grâce à une vaste disponibilité de technologies et de composants à haute performance, qui permettent d'obtenir des produits adaptés à des usages différents

**PLUS DURABLES** grâce à un processus de production extrêmement efficace en termes de respect des normes environnementales, de consommation d'eau, d'énergie et de matières premières

### Mit der zeit und in der welt, die exzellenz der keramik.

Keramik ist ein Material mit einzigartigen und ausgezeichneten Leistungen. Panariagroup zeichnet sich durch ihre hochwertigen Qualitätsprodukte aus.

**GESÜNDER** dank der Integration der antibakteriellen Technologie Protect

**EINFACHER ZU REINIGEN** dank unserer exklusiven Verarbeitungstechniken der Oberflächen

**VIELSEITIGER UND FÜR JEDEN EINSATZ GEEIGNET** dank einer breiten Verfügbarkeit von Technologien und Komponenten mit hoher Leistung, die es ermöglichen, Produkte für verschiedene Einsatzbereiche zu erhalten

**NACHHALTIGER** dank einem extrem effizienten Produktionsprozess im Hinblick auf Einhaltung der Umweltnormen, sowie Wasser-, Strom- und Rohstoffverbrauch

**PANARIA**group®

www.panariagroup.it



---

# LA CERAMICA. UNA SCELTA SICURA.

---

CERAMICS. A SAFE CHOICE. / LA CÉRAMIQUE, UN CHOIX SÛR. / KERAMIK. EINE SICHERE WAHL.

## **SICURA**

SAFE / SÛRE / SICHER

## **IGIENICA**

HYGIENIC / HYGIÉNIQUE / HYGIENISCH

## **DURA A LUNGO**

LONG-LASTING / DURE LONGTEMPS / LANGLEBIG

## **NON EMETTE SOSTANZE CHIMICHE NOCIVE**

ZERO VOCs / ZERO COV / NULL VOCs

## **NON BRUCIA**

IT DOES NOT BURN / NE BRÛLE PAS / BRENNT NICHT

## **RESISTENTE**

RESISTANT / RÉsISTANTE / BESTÄNDIG

## **VERSATILE**

VERSATILE / POLYVALENTE / VIELSEITIG

## **STABILE**

STABLE / STABLE / STABIL

## **RICICLABILE**

RECYCLABLE / RECYCLABLE / WIEDERVERWERTBAR

## **AMA L'AMBIENTE**

ENVIRONMENT-FRIENDLY / RESPECTE L'ENVIRONNEMENT  
/ UMWELTSCHONEND



02.

# The Coll

ections.

# 02e.

**Tridimensionalità, componibilità dei formati e disegni coordinati contraddistinguono molte collezioni dal forte contenuto di design. L'assenza di colori vistosi, lascia spazio a un misurato equilibrio cromatico, in cui eleganza, contemporaneità e gusto internazionale, trovano massima espressione.**

**La tridimensionnalité, la modularité des formats et les designs coordonnés caractérisent de nombreuses collections à fort contenu de design. L'absence de couleurs voyantes laisse place à un équilibre chromatique mesuré, où l'élégance, la contemporanéité et le goût international trouvent le maximum d'expression.**

**Three-dimensionality, modular sizes and coordinated designs distinguish many collections with a notable design content. The absence of bright colours enables a measured balance of colours, in which elegance, modernity and international taste are fully expressed.**

**Dreidimensionalität, kombinierbare Formate und aufeinander abgestimmte Muster charakterisierten viele Kollektionen mit starkem Designgehalt. Der Verzicht auf auffällige Farben lässt einem verhaltenen Farbgleichgewicht Raum, in dem Eleganz, Aktualität und internationaler Geschmack optimal zum Ausdruck kommen.**



# Shape & Color.



## **Segni su Pigmenti.**

design Ferruccio Laviani

46 / 59



## **Pigmenti.**

design Ferruccio Laviani

60 / 83



## **Absolute.**

84 / 89



## **Nest.**

design HOK Product Design

90 / 95



# Segni su Pigmenti.

design Ferruccio Laviani

WALL  
Segno & Lichen  
Moss 100x300

FLOOR  
Master White 120x120

|                  |     |
|------------------|-----|
| ESPRESSO BIO     | 1.2 |
| CAFFE GOURMET    | 1.2 |
| ORZO             | 1.5 |
| LATTE DI RISO    | 1.2 |
| TE VERDE         | 2.5 |
| SUCCO MELAGRANA  | 4   |
| COOKIE MIELE BIO | 3   |



shape & color

ABC



WALL  
Goccio Moss  
Segno = Harvest


FLOOR  
Pumice 100x100



Lea Ceramiche



Goccio Moss






Segno = Harvest






WALL  
Segno # Canyon  
Lichen 100x300

FLOOR  
Basalt 100x100








WALL  
Segno = Canyon  
Segno & Canyon

FLOOR  
Pieve Dark 120x120



Segno + Canyon






WALL  
Segno + Mauve  
Mauve 100x300

FLOOR  
Master White



shape & color

ABC



Lea Ceramiche





GRES PORCELLANATO LAMINATO / LAMINATED PORCELAIN STONEWARE / GRÈS CÉRAME LAMINÉ /  
LAMINIERTES FEINSTEINZEUG / SLIMTECH 3,5MM

RIVESTIMENTI DECORATI DA INTERNO / INTERIOR DECORATED WALL COVERINGS / REVÊTEMENTS MURAUX DÉCORÉS POUR  
INTÉRIEUR / DEKORIERTE INNENWANDBELÄGE

PRODOTTO DECORATO CON TECNOLOGIA A FREDDO / PRODUCTS DECORATED WITH COLD DECORATING TECHNOLOGY  
PRODUIT DÉCORÉ AVEC LA TECHNOLOGIE À FROID / MIT KALTTECHNOLOGIE DEKORIERT

Segni su Pigmenti è decorato mediante la tecnologia di stampa digitale a freddo, che permette di raggiungere risultati estetici e cromatici di eccezionale qualità.  
Segni su Pigmenti collection is decorated using digital cold printing technology, with which aesthetic, chromatic results of exceptional quality are achieved.  
Segni su Pigmenti est décoré grâce à la technologie d'impression numérique à froid, qui permet d'obtenir des résultats esthétiques et chromatiques d'une qualité exceptionnelle.  
Segni su Pigmenti wird nach dem Brennen im Digitaldruckverfahren dekoriert, mit dem sich optisch und farblich Ergebnisse von höchster Qualität erzielen lassen.

| Stonalizzazione  | Caratteristiche prodotto   | Fuga minima consigliata  |
|--|--|--|
| Shading / Denuançage /<br>Spielfarbig  | Product characteristics / Caractéristiques du produit /<br>Produktmerkmale   | Minimum suggested joint<br>Joint minimum conseillé<br>Empfohlene Fugenbreite |
| ANSI A137.3<br> | <b>RESISTENZA ALLE MACCHIE ISO 10545-14</b><br>STAIN RESISTANCE<br>RÉSISTANCE AUX TACHES<br>FLECKENBESTÄNDIGKEIT<br><br><b>Conforme alla Classe 5. Resiste alle macchie di alimenti e bevande.<br/>Non resiste alla tintura di iodio, blu di metilene, pennarello indelebile.</b><br>Class-5, resistance to food and beverage stains. Not resistant to iodine dye, methylene blue, or permanent marker.<br>Conforme à la classe 5. Résiste aux taches de nourriture et de boisson.<br>Ne résiste pas à la teinture d'iode, au bleu de méthylène, au marqueur indélébile.<br>Konform mit Klasse 5. Gegen Lebensmittel- und Getränkeflecken beständig. Nicht beständig gegen Jodtinktur, Methylenblau, Permanentmarker.<br><br><b>RESISTENZA ATTACCO CHIMICO ISO 10545-13</b> LB-HB<br>CHEMICAL RESISTANCE<br>RÉSISTANCE AUX ATTAQUES CHIMIQUES<br>CHEMISCHE BESTÄNDIGKEIT | Posa a Parete / Wall / Mur / Wand<br>1 mm (INDOOR)                           |

Le linee di Segni su Pigmenti sono disegnate lievemente irregolari in larghezza, rilievo e allineamento per trasferire artigianalità alla superficie. Le imperfezioni percepite sono caratteristica intrinseca di prodotto.


*The lines on Pigmenti are intentionally drawn with slight irregularities in terms of their width, relief, and alignment in order to add a sense of craftsmanship to the surface. These perceived imperfections are an intrinsic feature of the*

*Les lignes de Segni sur Pigmenti sont tracées de façon légèrement irrégulière en largeur, relief et alignement pour donner un caractère artisanal à la surface. Les imperfections visibles constituent une caractéristique inhérente au produit.*

*Die Linien von Segni auf Pigmenti sind in Breite, Relief und Ausrichtung leicht unregelmäßig gezeichnet, um der Oberfläche einen handwerklichen Charakter zu verleihen. Die wahrgenommenen Unvollkommenheiten sind ein typisches*

## Imballi

Packing / Emballage / Verpackung

| Articolo   | Scatola |               |     | Pallet |     |       |      |       |
|--|---------|---------------|-----|--------|-----|-------|------|-------|
|  | cm      | inch          | pz. | mq     | kg  | scat. | mq   | kg    |
|  Fondo 3,5plus | 50x100  | 19 1/2" x 39" | 2   | 1      | 7,8 | 25    | 25,0 | 195,0 |

Informazioni tecniche per l'utilizzo  
Technical information for use  
Informations techniques pour l'utilisation  
Technische Zusammenarbeit  
pag. 326/327



# Segni su Pigmenti.

design Ferruccio Laviani



Spessore / Thickness / Epaisseur / Stärke

3,5mm - slimtech 3plus

## 5 Varianti / Variations / Variantes / Varianten


\*Segno &



\*Segno =



\*Segno +



\*Segno #



\*Goccio



\* Utilizzabile solo a RIVESTIMENTO  
Suitable only for WALL COVERINGS  
Seulement pour le REVÊTEMENT  
Kann nur als VERKLEIDUNG verwendet werden

Disponibili in tutti i colori di Pigmenti  
Available in all Pigmenti colors  
Disponibles dans toutes les couleurs de pigments  
Erhältlich in allen Farben von Pigmenti



1 Formato / Size / Format / Format

SLIMTECH



50x100cm  
19 1/2" x 39"  
3plus

shape & color

ABC



WALL  
Mauve 100x300



FLOOR  
Pumice 100x100

Lea Ceramiche



# Pigmenti.

design Ferruccio Laviani



shape & color

ABC



Lea Ceramiche





FURNITURE COVERING  
Harvest

KITCHEN TOP  
Mist

EXTERNAL WALL  
Sunset 100x300

FLOOR  
Masterpiece Piece Dark - 120x120



⊕ WALL  
Harvest 100x300 - Pelt 50x100 - Mosaico Banyon 50

⊕ FLOOR  
Canyon 100x100



 WALL  
Harvest - Ocean

 FLOOR  
Basalt



shape & color

ABC



 WALL  
Moss

 FLOOR  
Ocean

Lea Ceramiche





WALL  
Moss 100x300 - Mauve 100x300 - STRIPES / Mosaico Chasalt 50





FLOOR  
Ocean 100x100

shape & color

ABC

iii

 WALL  
Lichen 100x300 - Chalk 100x300 - DASH / mosaico Lichalk 25 + Chasalt 25

 FLOOR  
Concreto Medium 120x120









FACADE  
Pumice - Pelt




 Moss - Canyon

Gres porcellanato laminato rinforzato con fibra di vetro  
 Laminated porcelain stoneware reinforced with fibreglass  
 Grès cérame laminé, renforcé avec de la fibre de verre  
 Laminiertes Feinsteinzeug mit Glasfaserverstärkung

| Stonalizzazione   | Resistenza<br>allo scivolamento   | Fuga minima<br>consigliata   |
|---|---|--|
| Shading / Denuançage /<br>Spielfarbig   | Slip resistance / Résistance au<br>glissement / Rutschfestigkeit                      | Minimum suggested joint<br>Joint minimum conseillé<br>Empfohlene Fugenbreite |
| ANSI A137.3   | DIN EN 16165 - Annex B R10  | Posa a Parete / Wall / Mur / Wand<br>1 mm (INDOOR)                           |
|  | BCR-TORTUS $\mu > 0,40$   | Posa a Pavimento / Floor / Sol / Boden<br>2 mm (INDOOR)                      |
|   | ANSI A326.3<br>ID - DCOF $\geq 0.42$ (Dry) - NAT<br>IW - DCOF $\geq 0.42$ (Wet) - NAT | OUTDOOR<br>Vedi Manuale Tecnico Slimtech<br>See Slimtech Technical Manual    |

## Imballi

Packing / Emballage / Verpackung

| Articolo   | Scatola   |  |     | Pallet |      |       |      |       |
|--|-----------|--|-----|--------|------|-------|------|-------|
|  | cm        | inch                                   | pz. | mq     | kg   | scat. | mq   | kg    |
|  Fondo 3plus | 100x300   | 39"x118"                               | 1   | 3,00   | 23,4 | 20    | 60,0 | 468,0 |
| Fondo 3plus  | 100x100   | 39"x39"                                | 3   | 3,00   | 23,4 | 25    | 75,0 | 585,0 |
| Fondo 3plus  | 50x100    | 19 <sup>1/2</sup> "x39"                | 5   | 2,50   | 19,5 | 32    | 80,0 | 624,0 |
| Listello 50  | 8,2x50    | 3 <sup>1/4</sup> "x19 <sup>1/2</sup> " | 24  | 0,98   | 7,8  | 70    | 68,6 | 546,0 |
| Listello 25  | 8,2x24,9  | 3 <sup>1/4</sup> "x10"                 | 48  | 0,98   | 7,8  | 96    | 93,7 | 748,8 |
| Mosaico 50   | 24,9x50   | 10"x19 <sup>1/2</sup> "                | 10  | 1,25   | 9,7  | 60    | 74,7 | 582,0 |
| Mosaico 25   | 24,9x24,9 | 10"x10"                                | 10  | 0,62   | 4,9  | 60    | 37,2 | 294,0 |



# Pigmenti.

design Ferruccio Laviani

PROTECT  
ANTIBATTERICO - ANTIMICROBIAL



Spessore / Thickness / Epaisseur / Stärke

3,5mm - slimtech 3plus

## 12 Colori / Colors / Couleurs / Farben

## Awards



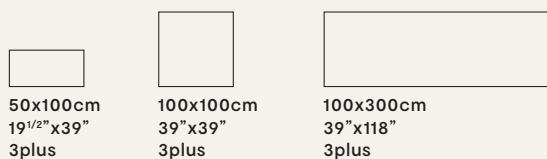
archiproducts  
AWARDS  
WINNER

archiproducts  
AWARDS  
WINNER  
SUSTAINABILITY



## 3 Formati / Sizes / Formats / Formate <sup>LR<sup>T</sup></sup>

SLIMTECH



## 1 Finitura / Finish / Surface / Oberfläche

### Nat




residenziale  
residential



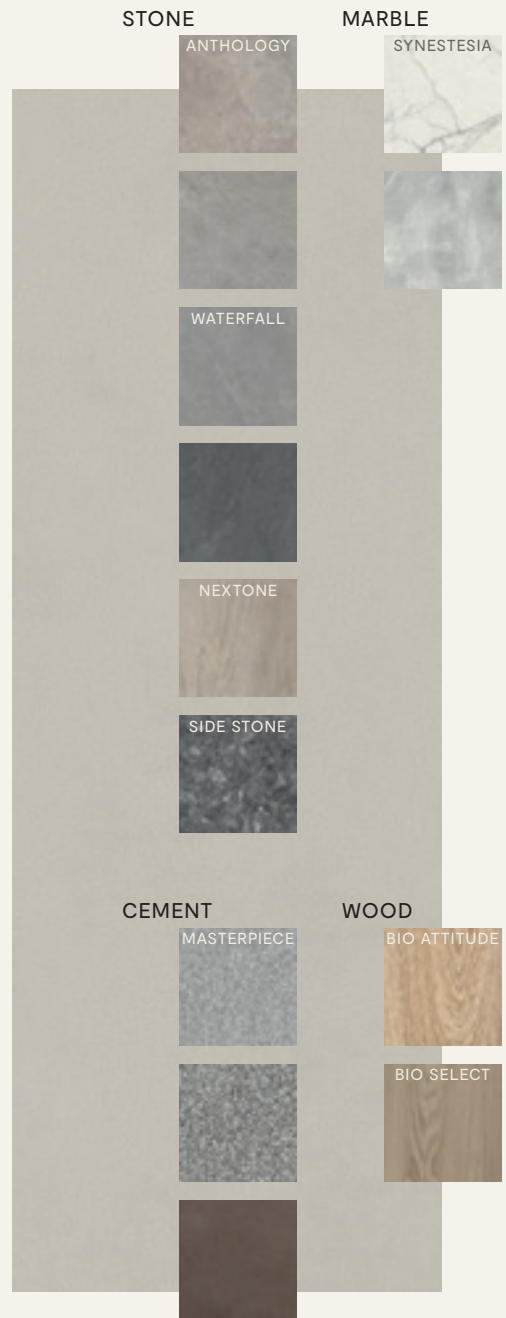
commerciale leggero  
light commercial

# Pigmenti Mix and Match

Alcuni abbinamenti suggeriti da Ferruccio Laviani / Some combinations suggested by Ferruccio Laviani /  
 Quelques combinaisons recommandées par Ferruccio Laviani / Einige von Ferruccio Laviani empfohlene Kombinationen



CHALK



MIST

- | STONE                                       | MARBLE                            | CEMENT  | WOOD  |
|---|-----------------------------------|---|---|
| <b>Anthology</b><br>01 White<br>03 Earth    | <b>Synesthesia</b><br>Gray Marble | <b>Masterpiece</b><br>Master Sand<br>Master Brown<br>Piece Moka | <b>Bio Attitude</b><br>Almond<br>Cortex       |
| <b>Waterfall</b><br>Ivory Flow<br>Gray Flow | <b>Delight</b><br>Marquina Nero   |   | <b>Bio Select</b><br>Oak Ginger<br>Oak Cloves |
| <b>Nextone</b><br>Next Taupe                |                                   |   |   |

- | STONE  | MARBLE  | CEMENT  | WOOD                            |
|--|---|---|---------------------------------|
| <b>Anthology</b><br>03 Earth<br>04 Gray      | <b>Synesthesia</b><br>Pure Statuario<br>Gray Marble | <b>Masterpiece</b><br>Piece Light<br>Piece Dark<br>Master Brown | <b>Bio Attitude</b><br>Amber    |
| <b>Waterfall</b><br>Silver Flow<br>Gray Flow |   |   | <b>Bio Select</b><br>Oak Ginger |
| <b>Nextone</b><br>Next Taupe                 |   |   |                                 |
| <b>Side Stone</b><br>Hidden Dark             |   |   |                                 |



**STONE**

**Anthology**  
01 White  
05 Dark

**Waterfall**  
Gray Flow

**Nextone**  
Next Dark

**MARBLE**

**Delight**  
Calacatta Oro

**CEMENT**

**Masterpiece**  
Master Sand  
Master Brown  
Piece Moka

**Concreto**  
Extra Light  
Dark

**WOOD**

**Bio Attitude**  
Cotton  
Cortex

**Bio Select**  
Oak Cloves

**STONE**

**Anthology**  
02 Desert

**Nextone**  
Next White  
Next Dark

**Side Stone**  
Cluster Dark

**MARBLE**

**Synesthesia**  
Calacatta Emerald

**CEMENT**

**Masterpiece**  
Master Sand  
Master Brown  
Piece Dark

**Concreto**  
Extra Light  
Dark

**WOOD**


**Bio Attitude**  
Cotton

**Bio Select**  
Oak Vanilla



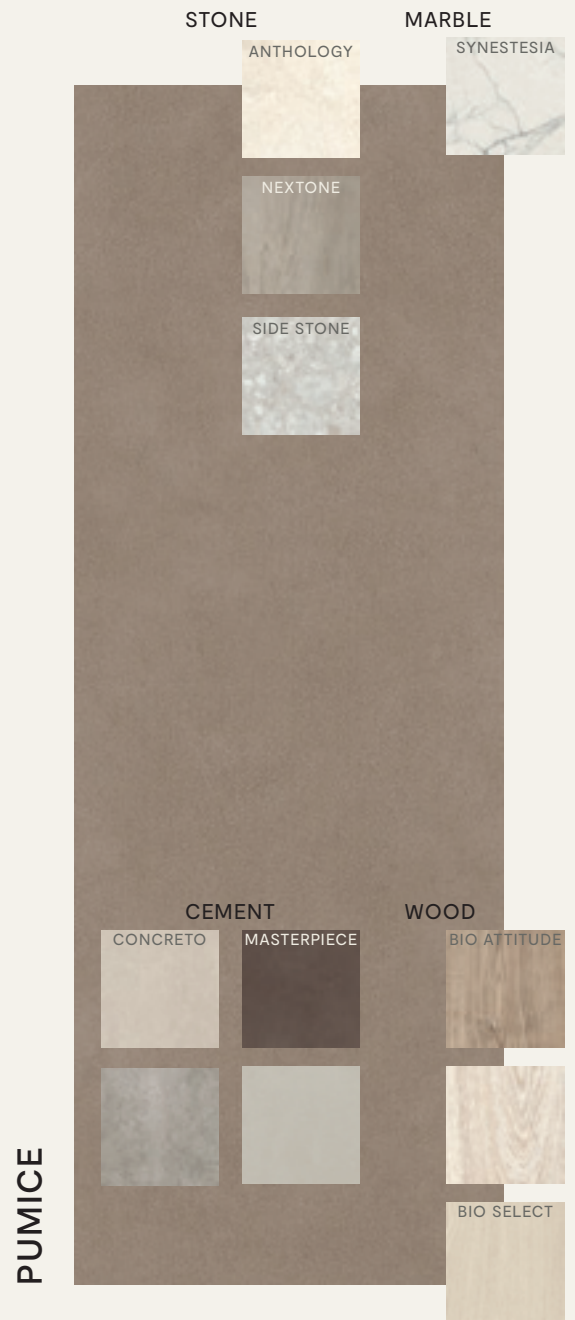
# Pigmenti Mix and Match

Alcuni abbinamenti suggeriti da Ferruccio Laviani / Some combinations suggested by Ferruccio Laviani /  
 Quelques combinaisons recommandées par Ferruccio Laviani / Einige von Ferruccio Laviani empfohlene Kombinationen



- | STONE                         | MARBLE                          | CEMENT   | WOOD   |
|-------------------------------|---------------------------------|--|--|
| <b>Anthology</b><br>02 Desert | <b>Delight</b><br>Calacatta Oro | <b>Masterpiece</b><br>Master Coal<br>Piece Siena<br>Piece Alpi | <b>Bio Attitude</b><br>Amber<br>Cotton         |
| <b>Nextone</b><br>Next Dark   |                                 | <b>Concrete</b><br>Extra Light                                 | <b>Bio Select</b><br>Oak Ginger<br>Oak Vanilla |

- | STONE                                       | MARBLE                            | CEMENT  | WOOD                             |
|---|-----------------------------------|---|----------------------------------|
| <b>Waterfall</b><br>Ivory Flow<br>Gray Flow | <b>Synesthesia</b><br>Golden Borg | <b>Masterpiece</b><br>Master Coal<br>Piece Alpi | <b>Bio Select</b><br>Oak Natural |
| <b>Nextone</b><br>Next Taupe                | <b>Delight</b><br>Calacatta Oro   | <b>Concrete</b><br>Extra Light                  |                                  |



**STONE**

**Waterfall**  
Gray Flow

**Nextone**  
Next Dark  
Next White

**Side Stone**  
Cluster Dark  
Cluster Mid

**MARBLE**

**Synesthesia**  
Gray Marble

**CEMENT**

**Masterpiece**  
Master Gray  
Master Brown  
Piece Light  
Piece Alpi

**Concreto**  
Medium

**WOOD**

**Bio Attitude**  
Cotton

**Bio Select**  
Walnut Tobacco

**STONE**

**Anthology**  
01 White

**Nextone**  
Next Taupe

**Side Stone**  
Cluster Light

**MARBLE**

**Synesthesia**  
Pure Statuario

**CEMENT**

**Masterpiece**  
Master Brown  
Master Sand

**Concreto**  
Extra Light  
Light


**WOOD**

**Bio Attitude**  
Barrel  
Cotton

**Bio Select**  
Oak Vanilla  
Light

# Pigmenti Mix and Match

Alcuni abbinamenti suggeriti da Ferruccio Laviani / Some combinations suggested by Ferruccio Laviani /  
 Quelques combinaisons recommandées par Ferruccio Laviani / Einige von Ferruccio Laviani empfohlene Kombinationen



| STONE                       | MARBLE                          | CEMENT  | WOOD   |
|-----------------------------|---------------------------------|---|--|
| <b>Anthology</b><br>05 Dark | <b>Delight</b><br>Calacatta Oro | <b>Masterpiece</b><br>Master Coal<br>Master Brown<br>Piece Moka<br>Piece Alpi | <b>Bio Attitude</b><br>Almond<br><br><b>Bio Select</b><br>Oak Cloves |

| STONE  | MARBLE  | CEMENT  | WOOD  |
|--|---|---|---|
| <b>Anthology</b><br>05 Dark<br><b>Nextone</b><br>Next Gray<br><b>Side Stone</b><br>Cluster Mid<br>Hidden Light | <b>Synesthesia</b><br>Gray Marble<br>Pure Statuario | <b>Masterpiece</b><br>Master White<br>Piece Dark<br>Piece Light | <b>Bio Attitude</b><br>Almond<br><br><b>Bio Select</b><br>Oak Vanilla |





| STONE                           | MARBLE                            | CEMENT   | WOOD                             |
|---------------------------------|-----------------------------------|--|----------------------------------|
| <b>Waterfall</b><br>Dark Flow   | <b>Synesthesia</b><br>Golden Borg | <b>Masterpiece</b><br>Master Brown<br>Piece Moka | <b>Bio Attitude</b><br>Cortex    |
| <b>Nextone</b><br>Next Gray     |                                   | <b>Concreto</b><br>Extra Light                   | <b>Bio Select</b><br>Oak Vanilla |
| <b>Side Stone</b><br>Hidden Mid |                                   |  |                                  |

| STONE   | MARBLE  | CEMENT   | WOOD   |
|---|---|--|--|
| <b>Anthology</b><br>01 White<br>02 Desert         | <b>Synesthesia</b><br>Calacatta Emerald<br>Pure Statuario | <b>Masterpiece</b><br>Master Gray<br>Piece Dark<br>Piece Light | <b>Bio Attitude</b><br>Cotton<br>Almond        |
| <b>Waterfall</b><br>Ivory Flow                    |   |  | <b>Bio Select</b><br>Oak Ginger<br>Oak Vanilla |
| <b>Side Stone</b><br>Cluster Mid<br>Cluster Light |   |  |  |



## Mosaici

Mosaics / Mosaiques / Mosaik


## Formati speciali

Special sizes / Formats spéciaux / Sonderformate

ABC




**MOSAICO 50**  
24,9x50cm / 10" x 19 1/2"  
nat 3,5mm



BANYON / Basalt + Canyon




CHASALT / Chalk + Basalt



LICHALK / Lichen + Chalk



MAUSS / Mauve + Moss



HAREAN / Harvest + Ocean

**MOSAICO 25**  
24,9x24,9cm / 10" x 10"  
nat 3,5mm



BANYON / Basalt + Canyon



CHASALT / Chalk + Basalt



LICHALK / Lichen + Chalk



MAUSS / Mauve + Moss



HAREAN / Harvest + Ocean


**LISTELLO 50 - SPECIAL SIZE**  
8,2x50cm / 3 1/4" x 19 1/2"  
nat 3,5mm



CANYON



BASALT




CHALK




LICHEN




MOSS



MAUVE



OCEAN



HARVEST

**LISTELLO 25 - SPECIAL SIZE**  
8,2x24,9cm / 3 1/4" x 10"  
nat 3,5mm




CANYON



BASALT




CHALK



LICHEN




MOSS



MAUVE



OCEAN


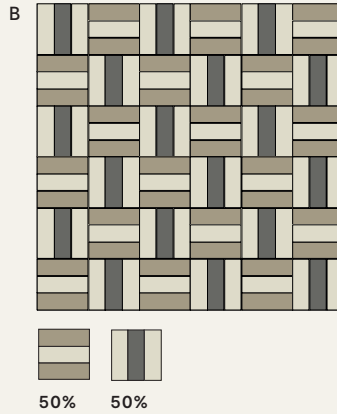
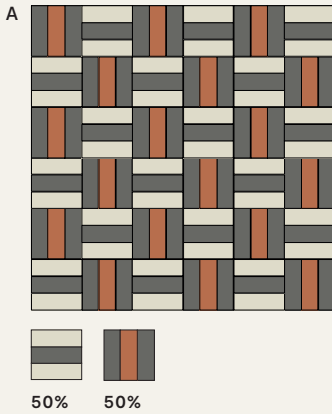


HARVEST


# Schemi di posa / Laying solutions\*

Layout di posa con mosaici / Tiling layout with mosaics / Aménagement de pose avec des mosaïques / Verlege-Layout mit Mosaiken


## TWINE



## MAD TWINE



## SICK TWINE



Mosaics color combinations:



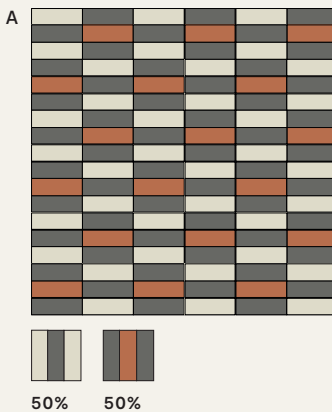
A  
2 match\_3-colors:  
Chasalt + Banyon

B  
2 match\_3-colors  
Lichalk + Chasalt

C  
2 match\_4 colors  
Pick as you like

D  
1 match\_2 colors  
Pick as you like

## DASH



\*Gli esempi sottostanti sono indicativi e componibili con i mosaici in gamma.

The examples below are indicative and modular with the mosaics in the range.

Les exemples suivants sont indicatifs et composables avec les mosaïques de la gamme.

Untenstehend finden Sie ein paar unverbindliche Beispiele, die sich mit den Mosaiken aus dem Sortiment umsetzen lassen.


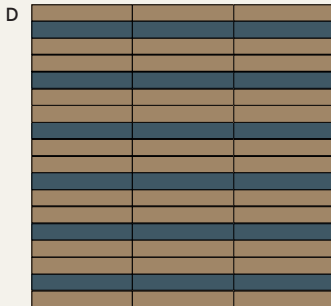




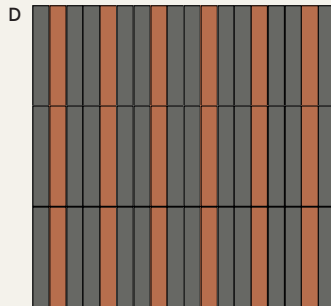
## Schemi di posa / Laying solutions\*

Layout di posa con mosaici / Tiling layout with mosaics / Aménagement de pose avec des mosaïques / Verlege-Layout mit Mosaiken


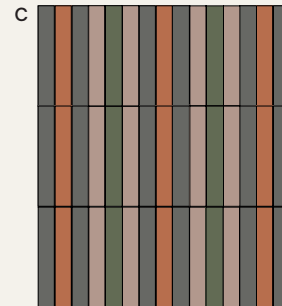
### STRIPES



100%


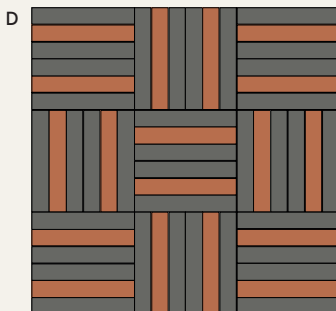


100%

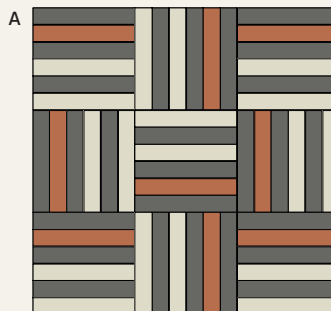


50% 50%


### KNOTS



100%




50% 50%



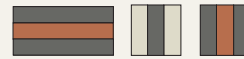
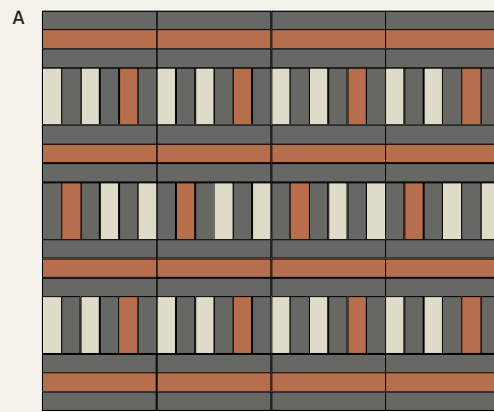
50% 50%

### GLITCH



50% 50%

### BLOCK



50% 50% 50%

\*Gli esempi sottostanti sono indicativi e componibili con i mosaici in gamma.

The examples below are indicative and modular with the mosaics in the range.


Les exemples suivants sont indicatifs et composables avec les mosaïques de la gamme.

Untenstehend finden Sie ein paar unverbindliche Beispiele, die sich mit den Mosaiken aus dem Sortiment umsetzen lassen.


## Schemi di posa / Laying solutions\*

Layout di posa con listelli / Tiling layout with strips / Aménagement de pose avec des linteaux / Verlege-Layout mit Leisten


### HERRING



MONOCROMATIC

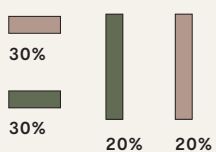



BICROMATIC

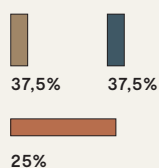



RANDOM

### LADDER



### LEVEL



\*Gli esempi sottostanti sono indicativi e componibili con i listelli in gamma.

The examples below are indicative and modular with the strips in the range.

Les exemples suivants sont indicatifs et composables avec les linteaux de la gamme.

Untenstehend finden Sie ein paar unverbindliche Beispiele, die sich mit den Leisten aus dem Sortiment umsetzen lassen.

shape & color

ABC



AB EFGHI  
J LMNO PQ  
ST VWXY  
Zabcd fghjk  
l nopq t v  
wxy 123456  
7890&?!(())



Lea Ceramiche



# Absolute.



WALL  
Total White 100x300 sat

FLOOR  
Total White 100x100 sat





 WALL  
Extra White 100x300 smooth

 FLOOR  
Extra White 100x100 smooth



Ⓢ VOLUME  
Total Black sat

Ⓢ WALL  
Wall Total black 100x300 lev

Ⓢ FLOOR  
Total White 100x100 sat



Gres porcellanato laminato rinforzato con fibra di vetro  
 Laminated porcelain stoneware reinforced with fibreglass  
 Grès cérame laminé, renforcé avec de la fibre de verre  
 Laminiertes Feinsteinzeug mit Glasfaserverstärkung

| Stonalizzazione   | Resistenza<br>allo scivolamento   | Fuga minima<br>consigliata   |
|---|---|--|
| Shading / Denuançage /<br>Spielfarbig   | Slip resistance / Résistance au<br>glissement / Rutschfestigkeit                              | Minimum suggested joint<br>Joint minimum conseillé<br>Empfohlene Fugenbreite |
| ANSI A137.3   | ANSI A326.3 ID - DCOF $\geq$ 0.42 (Dry) - SMOOTH, SAT, LEV<br>IW DCOF $\geq$ 0.42 (Wet) - SAT | Posa a Parete / Wall / Mur / Wand<br>1 mm (INDOOR)                           |
|  |   | Posa a Pavimento / Floor / Sol / Boden<br>2 mm (INDOOR)                      |
|   |   | OUTDOOR<br>Vedi Manuale Tecnico Slimtech<br>See Slimtech Technical Manual    |

## Imballi

Packing / Emballage / Verpackung

| Articolo    | Scatola |          |     | Pallet |      |       |      |       |
|-------------|---------|----------|-----|--------|------|-------|------|-------|
|             | cm      | inch     | pz. | mq     | kg   | scat. | mq   | kg    |
| Fondo 5plus | 100x300 | 39"x118" | 1   | 3,00   | 34,5 | 13    | 39,0 | 448,5 |
| Fondo 5plus | 100x100 | 39"x39"  | 2   | 2,00   | 23,0 | 25    | 50,0 | 575,0 |
| Fondo 3plus | 100x300 | 39"x118" | 1   | 3,00   | 23,4 | 20    | 60,0 | 468,0 |
| Fondo 3plus | 100x100 | 39"x39"  | 3   | 3,00   | 23,4 | 25    | 75,0 | 585,0 |
| Fondo 3plus | 50x100  | 19½"x39" | 5   | 2,50   | 20,0 | 32    | 80,0 | 624,0 |

# Absolute.



Spessore / Thickness / Epaisseur / Stärke

3,5mm - slimtech 3plus  
5,5mm - slimtech 5plus




**PROTECT**  
ANTIBATTERICO - ANTIMICROBIAL

## 3 Colori / Colors / Couleurs / Farben

Total Black

Total White

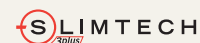
Extra White



5plus

5plus

3plus



## 3 Formati / Sizes / Formats / Formate <sup>LR<sup>T</sup></sup>



50x100cm  
19 1/2" x 39"  
3plus



100x100cm  
39" x 39"  
3plus - 5plus



100x300cm  
39" x 118"  
3plus - 5plus

## 3 Finiture / Finishes / Surfaces / Oberfläche

**Lev**  
5plus



residenziale  
residential



commerciale leggero  
(solo Total White)  
light commercial  
(only Total White)

**Sat**  
5plus



residenziale  
residential



commerciale leggero  
light commercial


**Smooth**  
3plus




residenziale  
residential



commerciale leggero  
light commercial

 WALL  
Pumice Etagonno Triangolo 25

 FLOOR  
Pumice 100x300





# Nest.

design Hok Product Design



shape & color

ABC

iii



Ivory Flow Etagonno Triangolo 25





 Ivory Flow Ettagono Triangolo 25



Gres porcellanato laminato rinforzato con fibra di vetro  
 Laminated porcelain stoneware reinforced with fibreglass  
 Grès cérame laminé, renforcé avec de la fibre de verre  
 Laminiertes Feinsteinzeug mit Glasfaserverstärkung

## Award

INTERIOR  
DESIGN  
**BEST  
OF  
YEARAWARDS**

## Imballi

Packing / Emballage / Verpackung

| Articolo   |               | Scatola   |                        |     | Pallet |     |       |    |    |
|------------|---------------|-----------|------------------------|-----|--------|-----|-------|----|----|
|            |               | cm        | inch                   | pz. | mq     | kg  | scat. | mq | kg |
| Esagono    | L 50 (3,5mm)  | 100x86,6  | 39"x34 $\frac{1}{8}$ " | 1   | 0,65   | 5,2 | -     | -  | -  |
| Esagono    | L 25 (3,5mm)  | 50x43,2   | 19 $\frac{1}{2}$ "x17" | 1   | 0,16   | 1,3 | -     | -  | -  |
| Esagono    | L 6,2 (3,5mm) | 12,5x10,8 | 5"x4 $\frac{1}{4}$ "   | 1   | 0,01   | 0,1 | -     | -  | -  |
| Ett.+Tria. | L 50 (3,5mm)  | 100x86,6  | 39"x34 $\frac{1}{8}$ " | 1   | 0,65   | 5,2 | -     | -  | -  |
| Ett.+Tria. | L 25 (3,5mm)  | 50x43,2   | 19 $\frac{1}{2}$ "x17" | 1   | 0,16   | 1,3 | -     | -  | -  |
| Ett.+Tria. | L 6,2 (3,5mm) | 12,5x10,8 | 5"x4 $\frac{1}{4}$ "   | 1   | 0,01   | 0,1 | -     | -  | -  |
| Esagono    | L 50 (5,5mm)  | 100x86,6  | 39"x34 $\frac{1}{8}$ " | 1   | 0,65   | 8,3 | -     | -  | -  |
| Esagono    | L 25 (5,5mm)  | 50x43,2   | 19 $\frac{1}{2}$ "x17" | 1   | 0,16   | 2,1 | -     | -  | -  |
| Esagono    | L 6,2 (5,5mm) | 12,5x10,8 | 5"x4 $\frac{1}{4}$ "   | 1   | 0,01   | 0,1 | -     | -  | -  |
| Ett.+Tria. | L 50 (5,5mm)  | 100x86,6  | 39"x34 $\frac{1}{8}$ " | 1   | 0,65   | 8,3 | -     | -  | -  |
| Ett.+Tria. | L 25 (5,5mm)  | 50x43,2   | 19 $\frac{1}{2}$ "x17" | 1   | 0,16   | 2,1 | -     | -  | -  |
| Ett.+Tria. | L 6,2 (5,5mm) | 12,5x10,8 | 5"x4 $\frac{1}{4}$ "   | 1   | 0,01   | 0,1 | -     | -  | -  |

Lea Ceramiche



# Nest.



design Hok Product Design



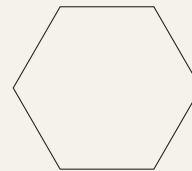
Spessore / Thickness / Epaisseur / Stärke  
3,5mm → slimtech 3plus / 5,5mm → slimtech 5plus

Realizzabile con le serie

Can be made with the following collections  
Réalizable avec les séries  
Realisierbar mit den Serien  
ABSOLUTE / WATERFALL / PIGMENTI



6 Formati / Sizes / Formats / Formate <sup>LR<sup>T</sup></sup>




**\*Esagono**  
L 50cm / 19<sup>1</sup>/<sub>2</sub>"  
100x86,6cm / 39"x34<sup>1</sup>/<sub>8</sub>"



**\*Esagono**  
L 25cm / 10"  
50x43,2cm / 19<sup>1</sup>/<sub>2</sub>"x17"



**\*Esagono**  
L 6,2cm / 2<sup>1</sup>/<sub>2</sub>"  
12,5x10,8cm / 5"x4<sup>1</sup>/<sub>4</sub>"



**\*Etagono**  
L 50cm / 19<sup>1</sup>/<sub>2</sub>"  
100x86,6cm / 39"x34<sup>1</sup>/<sub>8</sub>"

**\*Triangolo**  
L 50cm / 19<sup>1</sup>/<sub>2</sub>"



**\*Etagono**  
L 25cm / 10"  
50x43,2cm / 19<sup>1</sup>/<sub>2</sub>"x17"

**\*Triangolo**  
L 25cm / 10"



**\*Etagono**  
L 6,2cm / 2<sup>1</sup>/<sub>2</sub>"  
12,5x10,8cm / 5"x4<sup>1</sup>/<sub>4</sub>"

**\*Triangolo**  
L 6,2cm / 2<sup>1</sup>/<sub>2</sub>"

\*Su richiesta / Upon request / Sur demande / auf Anfrage

# 02a.

**La forza primitiva delle pietre naturali si rinnova sulla materia ceramica con reinterpretazioni inedite ed originali. Grafiche ed attraenti superfici tattili sono il risultato di una rigorosa ricerca materica e di tecnologie all'avanguardia.**

**La force primitive des pierres naturelles se rénove sur la céramique avec des réinterprétations inédites et originales. Le graphisme et les surfaces tactiles attrayantes sont le résultat d'une recherche rigoureuse de la matière et des technologies de pointe.**

**The primitive strength of natural stone is renewed on ceramic material with unique and original reinterpretations. Graphic and attractive tactile surfaces are the result of rigorous material research and cutting-edge technologies.**

**Die Urkraft der Natursteine wird an der Keramikmaterie mit bisher unbekanntem und originellen Neuinterpretationen modernisiert. Graphiken und anziehende „fühlbare“ Oberflächen sind das Ergebnis einer konsequenten Materialforschung und von Hightech.**


# Stone.

 **Side Stone.**  
98 / 115

 **Anthology.**  
116 / 135

 **Nextone.**  
136 / 153

 **Waterfall.**  
154 / 171

 **Cliffstone.**  
172 / 179

 **Basaltina Stone Project.**  
180 / 185



stone

ABC

iii

WALL  
Pigmenti Pumice 100x300

WALL  
Cluster Light 120x278

WALL  
Mosaico Macro

FLOOR  
Hidden Mid 120x120



# Side Stone.





stone

ABC

iii



WALL  
Cluster Light 120x278



FLOOR  
Hidden Light 120x120





WALL  
Cluster Light





stone

ABC

iii



DESK  
Cluster Dark 120x278

WALL  
Cluster Dark 120x278

WALL  
Mosaico Mega

FLOOR  
Hidden Mid 120x120  
Hidden Light 120x120

Lea Ceramiche





Hidden Mid 120x120



Cluster Mid 120x120





WALL  
Cluster Dark 60x120



FLOOR  
Hidden Dark 120x120





FLOOR

Indoor Cluster Light 120x120

Outdoor Cluster Light 60x120 Grip



WALL

Mosaico Micro



WALL

Pigmenti Ocean 100x300



OUTDOOR WALL

Hidden Light 120x278








stone


ABC

iii

 KITCHEN  
Cluster Light 120x278

 BACKSPLASH  
Mosaic 36 Hidden Light

 WALL  
Indoor Hidden Dark 120x278  
Outdoor Hidden Light 120x278

 FLOOR  
Indoor Cluster Dark 120x120  
Outdoor Cluster Dark 60x120 grip L2

Lea Ceramiche





# Side Stone.



3-TECH PROJECT



Spessore / Thickness / Epaisseur / Stärke  
6mm

**PR( )TECT**  
ANTIBATTERICO - ANTIMICROBIAL

ABC



## 6 Colori / Colors / Couleurs / Farben

Hidden Light




Hidden Mid

Hidden Dark


Cluster Light

Cluster Mid

Cluster Dark



## 1 Formato / Size / Format / Format $LRT^1$



120x278cm  
48"x109<sup>1/2"</sup>  
Hidden / Cluster



## 1 Finitura / Finish / Surface / Oberfläche

### Nat



residenziale  
residential



commerciale leggero  
light commercial



commerciale intensivo  
intensive commercial






Esplora Side Stone su real.leaceramiche.com  
Explore Side Stone on real.leaceramiche.com

Spessore / Thickness / Epaisseur / Stärke  
9mm

**PROTECT**  
ANTIBATTERICO - ANTIMICROBIAL

## 6 Colori / Colors / Couleurs / Farben

Hidden Light    Hidden Mid    Hidden Dark    Cluster Light    Cluster Mid    Cluster Dark



## 5 Formati / Sizes / Formats / Formate <sup>RT</sup>


gres porcellanato

|   |  |   |   |  |
|---|--|---|---|--|
|   |  |   |   |  |
| 30x60cm<br>12"x24"<br>nat<br>Hidden / Cluster | 60x60cm<br>24"x24"<br>nat / grip<br>Hidden / Cluster | 60x120cm<br>24"x48"<br>nat / grip<br>Hidden / Cluster | 120x120cm<br>48"x48"<br>nat<br>Hidden / Cluster | gramma 72<br>14,5x49,8cm<br>5 <sup>45/64</sup> "x19 <sup>1/2</sup> "<br>nat<br>Cluster |



Spessore / Thickness / Epaisseur / Stärke  
20mm

L2 - 20mm



60x120cm\*  
24"x48"  
Cluster\*

## 2 Finiture / Finishes / Surfaces / Oberfläche

### Nat



residenziale  
residential



commerciale leggero  
light commercial



commerciale intensivo  
intensive commercial

### Grip



esterno  
outdoor

\* Protezione antibatterica non presente  
No antimicrobial protection



## Mosaici

Mosaics / Mosaïques / Mosaik

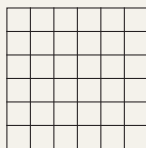
## Formati speciali

Special sizes / Formats spéciaux / Sonderformate


## Pezzi speciali

Trims / Pièces spéciales / Formstücke


**MOSAICO 36\***  
30x30 cm  
12"x12"  
Hidden/Cluster




**MOSAICO MICRO**  
30x30cm  
12"x12"  
Mix Cluster



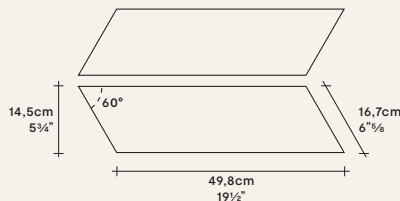
**MOSAICO MACRO**  
30x30cm  
12"x12"  
Mix Cluster



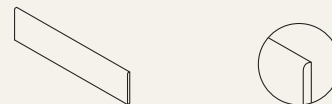
**MOSAICO MEGA**  
30x30cm  
12"x12"  
Mix Cluster



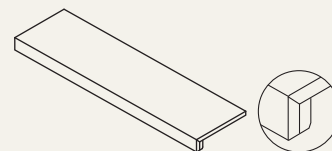
■ **GRAMMA 72\***  
14,5x49,8cm / 5<sup>3/4</sup>"x19<sup>1/2</sup>" rett  
nat Cluster



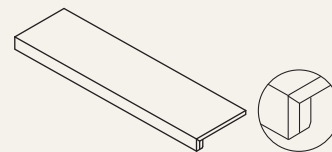
**battiscopa\***  
7,5x60cm / 3<sup>1/8</sup>"x24" rett  
Hidden/Cluster



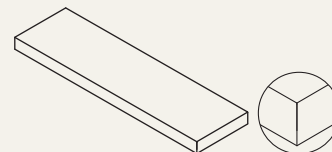
**gradino plus\*\***  
35x120cm / 13<sup>3/4</sup>"x48" rett  
Hidden/Cluster



**angolo sx gradino plus\*\***  
35x120cm / 13<sup>3/4</sup>"x48" rett  
Hidden/Cluster



**angolo dx gradino plus\*\***  
35x120cm / 13<sup>3/4</sup>"x48" rett  
Hidden/Cluster



■ Realizzato con sistema di taglio a disco senza bisello. L'eventuale presenza di leggere irregolarità del bordo o di scostamenti dimensionali fino ad 1 mm è da ritenersi conforme.

Made with a disc cutting system without a bevel. Any slight irregularities of the edge or size deviations of up to 1 mm should be regarded as compliant.


Réalisé avec un système de découpe à disque sans biseau. L'éventuelle présence de légères irrégularités du bord ou de différences de dimension jusqu'à 1 mm est tout à fait conforme. Mit einem Scheibenschnittsystem ohne Fase hergestellt. Eventuelle leichte Unregelmäßigkeiten an der Kante und Größenabweichungen bis zu 1 mm sind als konform anzusehen.

\*disponibile in tutti i colori  
available in all colors  
disponible sur toutes les couleurs  
Erhältlich für alle Farben

\*\*Su richiesta  
Upon request  
Sur demande  
auf Anfrage

## Mix & Match: Pigmenti e Side Stone

Alcuni abbinamenti suggeriti da Ferruccio Laviani / Some combinations suggested by Ferruccio Laviani /  
 Quelques combinaisons recommandées par Ferruccio Laviani / Einige von Ferruccio Laviani empfohlene Kombinationen



*SUPERFICI CERAMICHE PIÙ LISCE E GRADEVOLI AL TATTO, CON ELEVATI STANDARD DI RESISTENZA ALLO SCIVOLAMENTO.*

*SMOOTHER CERAMIC SURFACES THAT ARE MORE PLEASING TO THE TOUCH, WITH HIGH STANDARDS OF SLIP RESISTANCE.*

*SURFACES EN CÉRAMIQUE PLUS LISSSES ET PLUS AGRÉABLES AU TOUCHER, AVEC UN HAUT NIVEAU DE RÉSIDENCE AU GLISSEMENT.*

*BESONDERS GLATTE, SICH ANGENEHM ANFÜHLENDE KERAMIKBELÄGE MIT HOHER RUTSCHFESTIGKEIT.*



### 1. MORBIDA AL TATTO E RUVIDITÀ MINIMA

Soft to the touch and smoother  
 Douce au toucher et rugosité minimale  
 Weiche Haptik und geringste Rauheit



### 2. RESISTENZA ALLO SCIVOLAMENTO GARANTITA - R10

Guaranteed slip resistance - R10  
 Résistance au glissement garantie - R10  
 Garantiert rutschfest - R10



### 3. IGIENICA E FACILE DA PULIRE

Hygienic and easy to clean  
 Hygiénique et facile à nettoyer  
 Hygienisch und leicht zu reinigen



**Safetouch**  
 Soft and safe surfaces

Nat





Gres porcellanato laminato  
Laminated porcelain stoneware  
Grès cérame laminé  
Laminiertes Feinsteinzeug



ABC



| Stonalizzazione   | Resistenza<br>allo scivolamento   | Fuga minima<br>consigliata   |
|---|---|--|
| Shading / Denuançage /<br>Spielfarbig   | Slip resistance / Résistance au glissement /<br>Rutschfestigkeit          | Minimum suggested joint /<br>Joint minimum conseillé /<br>Empfohlene Fugenbreite |
| ANSI A137.3   | DIN EN 16165 – Annex B R10  | Posa a Parete / Wall / Mur / Wand<br>1 mm (INDOOR)                               |
|  V3<br>HIDDEN  | BCR-TORTUS $\mu > 0,40$   | Posa a Pavimento / Floor / Sol / Boden<br>2 mm (INDOOR)                          |
|  V4<br>CLUSTER | ANSI A326.3<br>ID - DCOF $\geq$ 0.42 (Dry)<br>IW - DCOF $\geq$ 0.42 (Wet) | OUTDOOR<br>Vedi Manuale Tecnico Slimtech /<br>See Slimtech Technical Manual      |



## Imballi

Packing / Emballage / Verpackung

| Articolo | Scatola |                          |     | Pallet |      |       |      |       |
|----------|---------|--------------------------|-----|--------|------|-------|------|-------|
|          | cm      | inch                     | pz. | mq     | kg   | scat. | mq   | kg    |
| Fondo    | 120x278 | 48"x109 <sup>1/2</sup> " | 1   | 3,34   | 47,0 | 18    | 60,0 | 846,0 |





| Stonalizzazione   | Resistenza allo scivolamento  | Fuga minima consigliata   |
|---|---|---|
| Shading / Denuançage / Spielfarbig  | Slip resistance / Résistance au glissement / Rutschfestigkeit   | Minimum suggested joint<br>Joint minimum conseillé<br>Empfohlene Fugenbreite  |
| ANSI A137.1   | DIN EN 16165 – Annex B R10 (Nat)<br>R11 (Grip/Grip L2)  | RECT<br>2 mm (INDOOR)   |
|  HIDDEN  | DIN EN 16165 – Annex A A+B (Nat)<br>A+B+C (Grip/Grip L2)  | OUTDOOR<br>5 mm Approx (*)  |
|  CLUSTER | B.C.R. – TORTUS $\mu > 0,40$  |   |
|   | ANSI A326.3 ID - DCOF $\geq$ 0.42 (Dry) – Nat<br>IW - DCOF $\geq$ 0.42 (Wet) – Nat<br>IW+ ** – (NAT)<br>EW – (Grip/Grip L2) | (*) Decisione a cura della Direzione Lavori / Codici di Posa Nazionali<br>Decision by the Construction Manager / National Laying Standards<br>Décision établie par la Direction des Travaux / Codes de Pose<br>Nationaux Die Entscheidung wird von der Bauleitung / gemäß<br>nationalen Vorschriften getroffen. |
|   | AS/NZS 4586 P3 (Nat)<br>P4 (Grip/Grip L2)   |   |
|   | BS EN 16165 – Annex C PTV 36+Wet (Sl. 96) (Nat)<br>PTV 36+Wet (Sl. 96 – Sl. 55)<br>(Grip/Grip L2)                           |   |


\*\*With the exception of areas characterized by a higher risk of slipping (such as public showers, indoor swimming pools, etc.) for which a Grip surface is recommended.

\*\*à l'exception des zones caractérisées par un plus grand risque de glissade (comme les douches publiques, les piscines intérieures, etc.) pour lesquelles une surface antidérapante est recommandée.

\*\*Ad eccezione delle zone caratterizzate da un maggior rischio di scivolamento (come docce pubbliche, piscine coperte, ecc.) per le quali si consiglia una superficie Grip.

## Imballi

### Packing / Emballage / Verpackung

| Articolo   | Scatola   |  |     | Pallet   |      |       |          |         |
|--|-----------|--|-----|----------|------|-------|----------|---------|
|  | cm        | inch                                   | pz. | mq       | kg   | scat. | mq       | kg      |
|  Fondo | 120x120   | 48"x48"                                | 1   | 1,44     | 31,8 | 32    | 46,08    | 1017,6  |
| Fondo  | 60x120    | 24"x48"                                | 2   | 1,44     | 31,8 | 36    | 51,8     | 1.144,8 |
| Fondo  | 60x60     | 24"x24"                                | 4   | 1,44     | 31,8 | 32    | 46,1     | 1.017,6 |
| Fondo  | 30x60     | 12"x24"                                | 9   | 1,62     | 35,0 | 32    | 51,8     | 1.120,0 |
| Mosaico Micro  | 30x30     | 12"x12"                                | 5   | 0,45     | 9,3  | 60    | 27,0     | 558,0   |
| Mosaico Macro  | 30x30     | 12"x12"                                | 5   | 0,45     | 9,3  | 60    | 27,0     | 558,0   |
| Mosaico Mega   | 30x30     | 12"x12"                                | 5   | 0,45     | 9,3  | 60    | 27,0     | 558,0   |
| Mosaico 36   | 30x30     | 12"x12"                                | 5   | 0,45     | 9,3  | 60    | 27,0     | 558,0   |
| Gamma 72   | 14,5x49,8 | 5 <sup>3/4</sup> "x19 <sup>1/2</sup> " | 14  | 1,01     | 22,2 | 32    | 32,3     | 710,4   |
| Battiscopa   | 7,5x60    | 3 <sup>1/8</sup> "x24"                 | 12  | 7,2 m.l. | 11,6 | 60    | 432 m.l. | 696,6   |
| Gradino plus   | 35x120    | 13 <sup>3/4</sup> "x48"                | 2   | 0,84     | 34,0 | 12    | 10,1     | 408,0   |
| Angolo gradino plus  | 35x120    | 13 <sup>3/4</sup> "x48"                | 1   | 0,42     | 17,0 | 24    | 10,1     | 408,0   |

stone

ABC



05 Dark 60x120 Natural



Lea Ceramiche



# Anthology.



stone

ABC

iii

Ⓢ WALL  
02 Desert 120x278

Ⓢ FLOOR  
02 Desert 120x120





⊠ WALL  
Mosaico Break 01 White Worn

⊠ FLOOR  
01 White 60x60 Worn  
01 White 60x60 Rough



stone

ABC



Lea Ceramiche



BACKSPLASH  
Mosaico 36 02 Desert Natural

FLOOR  
02 Desert 60x120 - 60x60 Worn



03 Earth 60x120 Natural





03 Earth 60x120 Natural





stone

ABC

iii



WALL

03 Earth 120x278



FLOOR

03 Earth 120x120







stone

ABC

iii

Ⓢ BACKSLASH  
01 White 120x278

Ⓢ FLOOR  
01 White 120x120

Lea Ceramiche





stone

ABC

iii



WALL

04 Gray 30x60 Natural  
Muretto 04 Gray Natural



FLOOR

04 Gray 60x60 Natural





04 Gray Natural

# Anthology.



3-TECH PROJECT

Spessore / Thickness / Epaisseur / Stärke  
6mm

**PROTECT**  
ANTIBATTERICO - ANTIMICROBIAL

## 5 Colori / Colors / Couleurs / Farben

**Award**






01 White

02 Desert

03 Earth

04 Gray

05 Dark




MENTION ON  
ADI DESIGN INDEX


2021

## 3 Formati / Sizes / Formats / Formate <sup>LR<sup>T</sup></sup>


**S**LIMTECH



60x120cm  
24"x48"  
natural



120x120cm\*  
48"x48"  
natural



120x278cm  
48"x109<sup>1/2</sup>"  
natural



\* Disponibile in **Slimtech 6plus**  
rinforzato con fibra di vetro

Available in **Slimtech 6plus**  
reinforced with fibreglass

## 1 Finitura / Finish / Surface / Oberfläche

### NATURAL



residenziale  
residential  
résidentiel  
Wohnbereiche



commerciale leggero  
light commercial  
commercial léger  
Leichte gewerbliche  
Anwendungen



commerciale intensivo  
intensive commercial  
commercial intensif  
Intensive gewerbliche  
Anwendungen



Esplora Anthology su [real.leaceramiche.com](http://real.leaceramiche.com)  
Explore Anthology on [real.leaceramiche.com](http://real.leaceramiche.com)

Spessore / Thickness / Epaisseur / Stärke  
9mm

**PROTECT**  
ANTIBATTERICO - ANTIMICROBIAL

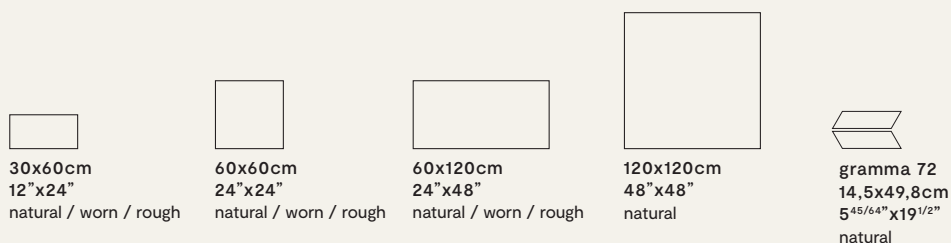
## 5 Colori / Colors / Couleurs / Farben

01 White    02 Desert    03 Earth    04 Gray    05 Dark



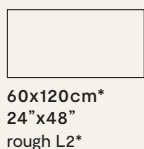
## 5 Formati / Sizes / Formats / Formate <sup>RT</sup>

gres porcellanato



Spessore / Thickness / Epaisseur / Stärke  
20mm

L2 - 20mm



60x120cm\*  
24"x48"  
rough L2\*

## 3 Finiture / Finishes / Surfaces / Oberfläche

### NATURAL



residenziale  
residential  
résidentiel  
Wohnbereiche



commerciale leggero  
light commercial  
commercial léger  
Leichte gewerbliche  
Anwendungen



commerciale intensivo  
intensive commercial  
commercial intensif  
Intensive gewerbliche  
Anwendungen

### WORN



residenziale  
residential  
résidentiel  
Wohnbereiche



commerciale leggero  
light commercial  
commercial léger  
Leichte gewerbliche  
Anwendungen



commerciale intensivo  
intensive commercial  
commercial intensif  
Intensive gewerbliche  
Anwendungen

### ROUGH



esterno  
outdoor  
extérieur  
Außenbereiche

\* Protezione antibatterica non presente  
No antimicrobial protection





## Mosaici

Mosaics / Mosaïques / Mosaik

## Formati speciali

Special sizes / Formats spéciaux / Sonderformate

## Pezzi speciali

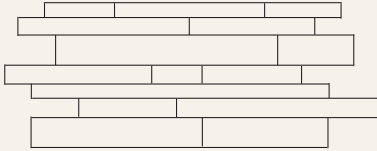
Trims / Pièces spéciales / Formstücke

ABC



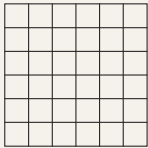
### MURETTO\*

30x60cm / 12"x24"  
natural




### MOSAICO 16\*

30x30cm / 12"x12"  
natural



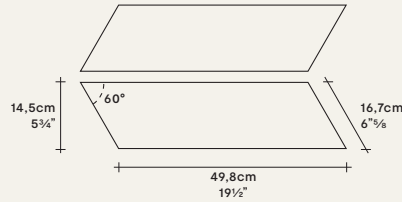
### MOSAICO BREAK\*

29x31cm / 12"x12"  
worn



### GRAMMA 72\*

14,5x49,8cm / 5<sup>3/4</sup>"x19<sup>1/2</sup>" rett  
natural



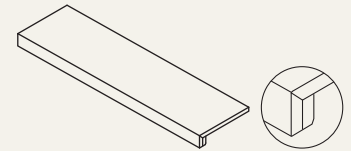
### battiscopa\*

7,5x60cm / 3<sup>1/8</sup>"x24" rett  
natural



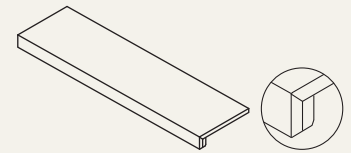
### gradino plus\*\*

35x120cm / 13<sup>3/4</sup>"x48" rett  
natural / worn / rough



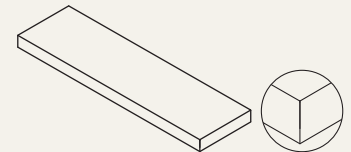
### angolo sx gradino plus\*\*

35x120cm / 13<sup>3/4</sup>"x48" rett  
natural / worn / rough



### angolo dx gradino plus\*\*

35x120cm / 13<sup>3/4</sup>"x48" rett  
natural / worn / rough



■ Realizzato con sistema di taglio a disco senza bisello. L'eventuale presenza di leggere irregolarità del bordo o di scostamenti dimensionali fino ad 1 mm è da ritenersi conforme.

Made with a disc cutting system without a bevel. Any slight irregularities of the edge or size deviations of up to 1 mm should be regarded as compliant.


Réalisé avec un système de découpe à disque sans biseau. L'éventuelle présence de légères irrégularités du bord ou de différences de dimension jusqu'à 1 mm est tout à fait conforme. Mit einem Scheibenschnittsystem ohne Fase hergestellt. Eventuelle leichte Unregelmäßigkeiten an der Kante und Größenabweichungen bis zu 1 mm sind als konform anzusehen.

\*disponibile in tutti i colori  
available in all colors  
disponible sur toutes les couleurs  
Erhältlich für alle Farben

\*\*Su richiesta  
Upon request  
Sur demande  
auf Anfrage

## Mix & Match: Pigmenti e Anthology

Alcuni abbinamenti suggeriti da Ferruccio Laviani / Some combinations suggested by Ferruccio Laviani /  
Quelques combinaisons recommandées par Ferruccio Laviani / Einige von Ferruccio Laviani empfohlene Kombinationen





Gres porcellanato laminato  
Laminated porcelain stoneware  
Grès cérame laminé  
Laminiertes Feinsteinzeug





ABC



| Stonalizzazione  | Resistenza<br>allo scivolamento                                  | Fuga minima<br>consigliata   |
|--|--|--|
| Shading / Denuançage /<br>Spielfarbig  | Slip resistance / Résistance au glissement /<br>Rutschfestigkeit | Minimum suggested joint /<br>Joint minimum conseillé /<br>Empfohlene Fugenbreite |
| ANSI A137.3  | DIN EN 16165 – Annex B R10                                       | Posa a Parete / Wall / Mur / Wand<br>1 mm (INDOOR)                               |
|  V3 | BCR-TORTUS $\mu > 0,40$  | Posa a Pavimento / Floor / Sol / Boden<br>2 mm (INDOOR)                          |
| 01 White<br>04 Gray  | ANSI A326.3  | OUTDOOR<br>Vedi Manuale Tecnico Slimtech /<br>See Slimtech Technical Manual      |
|  V4 | ID - DCOF $\geq$ 0.42 (Dry)<br>IW - DCOF $\geq$ 0.42 (Wet)       |  |
| 02 Desert<br>03 Earth<br>05 Dark   |  |  |

## Imballi

### Packing / Emballage / Verpackung

| Articolo   | Scatola |                          |     | Pallet         |      |       |                |       |
|--|---------|--------------------------|-----|----------------|------|-------|----------------|-------|
|  | cm      | inch                     | pz. | m <sup>q</sup> | kg   | scat. | m <sup>q</sup> | kg    |
|  Fondo       | 120x278 | 48"x109 <sup>1/2</sup> " | 1   | 3,34           | 47,0 | 18    | 60,0           | 846,0 |
| Fondo  | 120x120 | 48"x48"                  | 2   | 2,88           | 39,8 | 24    | 69,1           | 995,2 |
| Fondo  | 60x120  | 24"x48"                  | 3   | 2,16           | 30,3 | 16    | 34,6           | 484,8 |
|  Fondo 6plus | 120x120 | 48"x48"                  | 2   | 2,88           | 41,0 | 24    | 69,1           | 984,0 |





## Stonalizzazione

Shading / Denuançage /  
Spielfarbig

ANSI A137.1



01 White  
04 Gray



02 Desert  
03 Earth  
05 Dark

## Resistenza allo scivolamento

Slip resistance / Résistance au glissement /  
Rutschfestigkeit

DIN EN 16165 – Annex B R9 (Worn)  
R10 (Natural)  
R11 (Rough / Rough 20mm)

DIN EN 16165 – Annex A A+B (Natural)  
A+B+C (Rough / Rough 20mm)

B.C.R. – TORTUS  $\mu > 0,40$

ANSI A326.3 ID – DCOF $\geq$ 0.42 (Dry) – (NAT/ WORN)  
IW – DCOF $\geq$ 0.42 (Wet) – (NAT/WORN)  
IW+ \*\* – (NAT)  
EW – (Rough / Rough L2 20mm )

AS/NZS 4586 P3 (Natural)  
P4 (Rough / Rough L2 20mm)

BS EN 16165 – Annex C PTV 36+Wet (Sl. 96) (Natural)  
PTV 36+Wet (Sl. 96 – Sl. 55)  
(Rough / Rough L2 20mm)

\*\*With the exception of areas characterized by a higher risk of slipping (such as public showers,  
indoor swimming pools, etc.) for which a Rough surface is recommended.

\*\*à l'exception des zones caractérisées par un plus grand risque de glissade (comme les douches  
publiques, les piscines intérieures, etc.) pour lesquelles une surface antidérapante est recommandée.

\*\*Ad eccezione delle zone caratterizzate da un maggior rischio di scivolamento (come docce  
pubbliche, piscine coperte, ecc.) per le quali si consiglia una superficie Rough.

## Fuga minima consigliata

Minimum suggested joint  
Joint minimum conseillé  
Empfohlene Fugenbreite

RECT  
2 mm (INDOOR)

OUTDOOR  
5 mm Approx (\*)

(\*) Decisione a cura della Direzione Lavori / Codici di Posa Nazionali  
Decision by the Construction Manager / National Laying Standards  
Décision établie par la Direction des Travaux / Codes de Pose  
Nationaux Die Entscheidung wird von der Bauleitung / gemäß  
nationalen Vorschriften getroffen.

## Imballi

Packing / Emballage / Verpackung

| Articolo            | Scatola   |  |     | Pallet   |      |       |          |         |
|---------------------|-----------|--|-----|----------|------|-------|----------|---------|
|                     | cm        | inch                                   | pz. | mq       | kg   | scat. | mq       | kg      |
| Fondo               | 120x120   | 48"x48"                                | 1   | 1,44     | 31,8 | 32    | 46,08    | 1017,6  |
| Fondo               | 60x120    | 24"x48"                                | 2   | 1,44     | 29,7 | 36    | 51,8     | 1.067,4 |
| Fondo               | 60x60     | 24"x24"                                | 4   | 1,44     | 31,8 | 32    | 46,1     | 1.017,6 |
| Fondo               | 30x60     | 12"x24"                                | 8   | 1,44     | 31,8 | 32    | 46,1     | 1.017,6 |
| Muretto             | 30x60     | 12"x24"                                | 4   | 0,72     | 15,6 | 30    | 21,6     | 468,0   |
| Mosaico Break       | 29x31     | 12"x12"                                | 5   | 0,45     | 9,8  | 60    | 27,0     | 588,0   |
| Mosaico 36          | 30x30     | 12"x12"                                | 5   | 0,45     | 9,3  | 60    | 27,0     | 558,0   |
| Gamma 72            | 14,5x49,8 | 5 <sup>3/4</sup> "x19 <sup>1/2</sup> " | 14  | 1,01     | 22,2 | 32    | 32,3     | 710,4   |
| Battiscopa          | 7,5x60    | 3 <sup>1/8</sup> "x24"                 | 12  | 7,2 m.l. | 11,6 | 60    | 432 m.l. | 696,6   |
| Gradino plus        | 35x120    | 13 <sup>3/4</sup> "x48"                | 2   | 0,84     | 21,0 | 16    | 13,4     | 336,0   |
| Angolo gradino plus | 35x120    | 13 <sup>3/4</sup> "x48"                | 1   | 0,42     | 11,3 | 16    | 6,7      | 180,8   |
| Fondo (20mm)        | 60x120    | 24"x48"                                | 1   | 0,72     | 32,5 | 36    | 25,92    | 1.170,0 |

stone

ABC

iii

⌘(S) DESK  
Next Dark 120x260


⌘(S) WALL  
Next Gray 120x260  
Graf Next Dark 120x260

⌘(S) FLOOR  
Next Gray 120x120

Lea Ceramiche



# Nextone.





stone

ABC

iii

- Ⓢ WALL  
Mark Next Gray 30x60  
Gamma 72 Next Gray
- Ⓢ FLOOR  
Next Gray 60x120 nat

Ⓢ Mark Next Gray 30x60





stone

ABC



- ◊ FLOOR  
Next White 60x120 nat
- ◊ WALL  
Dot Next White 30x60

Lea Ceramiche







stone

ABC

iii

⊕ WALL  
Next Taupe 30x60 nat  
Mosaico 144 Next Taupe  
Mosaico Mix Next Taupe

⊕ FLOOR  
Next Taupe 60x60 nat

Lea Ceramiche

⊗ Mosaico Mix Next Taupe





stone

ABC

iii



WALL

Next Dark 120x260



FLOOR

Next Dark 120x120



Lea Ceramiche



WALL  
Line Next Dark 30x60

FLOOR  
Dot Next Dark 60x60





Spessore / Thickness / Epaisseur / Stärke  
6mm


**PR( )TECT**  
ANTIBATTERICO - ANTIMICROBIAL

ABC




## 4 Colori / Colors / Couleurs / Farben


Next  
White




Next  
Gray



Next  
Taupe



Next  
Dark




## 2 Formati / Sizes / Formats / Formate <sup>LR<sup>T</sup></sup>

**LIMTECH**



\*120x120cm  
48"x48"



120x260cm  
48"x102"



\* Disponibile in **Slimtech 6plus**  
rinforzato con fibra di vetro

Available in **Slimtech 6plus**  
reinforced with fibreglass

## 1 Finitura / Finish / Surface / Oberfläche

**NAT**



residenziale  
residential  
résidentiel  
Wohnbereiche



commerciale leggero  
light commercial  
commercial léger  
Leichte gewerbliche  
Anwendungen



commerciale intensivo  
intensive commercial  
commercial intensif  
Intensive gewerbliche  
Anwendungen






Esplora Nextone su real.leaceramiche.com  
Explore Nextone on real.leaceramiche.com

Spessore / Thickness / Epaisseur / Stärke  
9mm

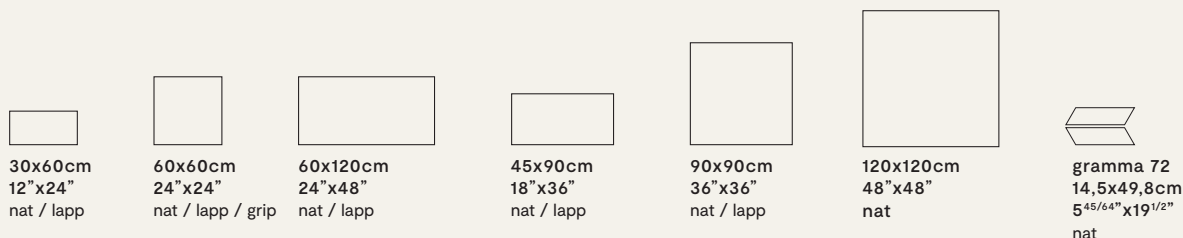
**PR( )TECT**  
ANTIBATTERICO - ANTIMICROBIAL

## 4 Colori / Colors / Couleurs / Farben



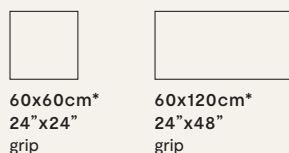
## 7 Formati / Sizes / Formats / Formate <sup>LR<sup>T</sup></sup>

gres porcellanato



Spessore / Thickness / Epaisseur / Stärke  
20mm

L2 - 20mm



## 3 Finiture / Finishes / Surfaces / Oberfläche

### NAT



residenziale  
residential  
résidentiel  
Wohnbereiche



commerciale leggero  
light commercial  
commercial léger  
Leichte gewerbliche  
Anwendungen



commerciale intensivo  
intensive commercial  
commercial intensif  
Intensive gewerbliche  
Anwendungen

### LAPP



residenziale  
residential  
résidentiel  
Wohnbereiche



commerciale leggero  
light commercial  
commercial léger  
Leichte gewerbliche  
Anwendungen



commerciale intensivo  
intensive commercial  
commercial intensif  
Intensive gewerbliche  
Anwendungen

### GRIP



esterno  
outdoor  
extérieur  
Außenbereiche

\* Protezione antibatterica non presente  
No antimicrobial protection



## Decori

Decors / Decors / Dekore

### Graf\*

Next Dark A



Next Dark B



Next Dark C



Next Gray A - B - C




Next Taupe A - B - C

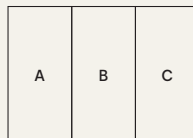


### Formati <sup>RT1</sup>

Sizes / Formats / Formate




120x260cm  
48"x102"



**\*Posare solo a parete** / Recommended only for wall applications / Nur an der Wand verlegen / Recommandé seulement pour les revêtements

## Mix & Match: Pigmenti e Nextone

Alcuni abbinamenti suggeriti da Ferruccio Laviani / Some combinations suggested by Ferruccio Laviani / Quelques combinaisons recommandées par Ferruccio Laviani / Einige von Ferruccio Laviani empfohlene Kombinationen







# Varianti


Variations / Variantes / Varianten

ABC




## DOT\*

60x60cm / 24"x24"  
nat



30x60cm / 12"x24"  
nat




## LINE\*

60x60cm / 24"x24"  
nat




30x60cm / 12"x24"  
nat



## MARK\*

60x60cm / 24"x24"  
nat



30x60cm / 12"x24"  
nat



## Mosaici

Mosaics / Mosaïques / Mosaik

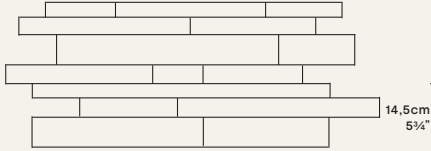
## Formati speciali

Special sizes / Formats spéciaux / Sonderformate


## Pezzi speciali

Trims / Pièces spéciales / Formstücke


**MURETTO\***  
30x60cm / 12"x24"  
nat



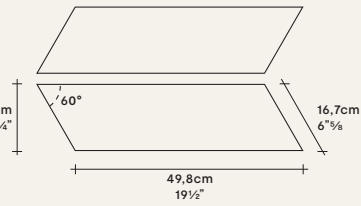
**MOSAICO MIX\*\***  
30x30cm / 12"x12"  
nat



**MOSAICO 144\***  
30x30cm / 12"x12"  
nat



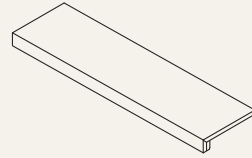
■ **GRAMMA 72\***  
14,5x49,8cm / 5<sup>3/4</sup>"x19<sup>1/2</sup>" rett  
nat



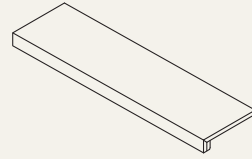
**battiscopa\***  
5,5x60cm / 2<sup>11/64</sup>"x24" rett  
nat / lapp



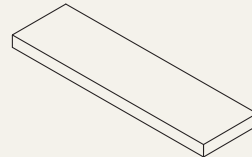
**gradino plus\*\*\***  
35x120cm / 13<sup>3/4</sup>"x48" rett  
nat / lapp



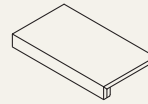
**angolo sx gradino plus\*\*\***  
35x120cm / 13<sup>3/4</sup>"x48" rett  
nat / lapp



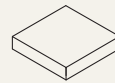
**angolo dx gradino plus\*\*\***  
35x120cm / 13<sup>3/4</sup>"x48" rett  
nat / lapp



**gradino plus\*\*\***  
35x60cm / 13<sup>3/4</sup>"x24" rett  
grip



**angolo gradino plus\*\*\***  
35x35cm / 13<sup>3/4</sup>"x13<sup>3/4</sup>" rett  
grip



\*disponibile in tutti i colori  
available in all colors  
disponible sur toutes les couleurs  
Erhältlich für alle Farben

\*\*superfici mixate: nat + dot + line + mark  
superfici mixate: nat + dot + line + mark  
surfaces mixtes: nat + dot + line + mark  
gemischte Oberflächen: nat + dot + line + mark

■ Realizzato con sistema di taglio a disco senza bisello. L'eventuale presenza di leggere irregolarità del bordo o di scostamenti dimensionali fino ad 1 mm è da ritenersi conforme.

Made with a disc cutting system without a bevel. Any slight irregularities of the edge or size deviations of up to 1 mm should be regarded as compliant.

Réalisé avec un système de découpe à disque sans biseau. L'éventuelle présence de légères irrégularités du bord ou de différences de dimension jusqu'à 1 mm est tout à fait conforme. Mit einem Scheibenschnittsystem ohne Fase hergestellt. Eventuelle leichte Unregelmäßigkeiten an der Kante und Größenabweichungen bis zu 1 mm sind als konform anzusehen.


\*\*\*Su richiesta  
Upon request  
Sur demande  
auf Anfrage

Gres porcellanato laminato  
Laminated porcelain stoneware  
Grès cérame laminé  
Laminiertes Feinsteinzeug





ABC



| Stonalizzazione   | Resistenza<br>allo scivolamento   | Fuga minima<br>consigliata   |
|---|---|--|
| Shading / Denuançage /<br>Spielfarbig   | Slip resistance / Résistance au glissement /<br>Rutschfestigkeit                      | Minimum suggested joint /<br>Joint minimum conseillé /<br>Empfohlene Fugenbreite |
| ANSI A137.3   | DIN EN 16165 – Annex B R10  | Posa a Parete / Wall / Mur / Wand<br>1 mm (INDOOR)                               |
|  | BCR-TORTUS $\mu >0,40$  | Posa a Pavimento / Floor / Sol / Boden<br>2 mm (INDOOR)                          |
|   | ANSI A326.3<br>ID - DCOF $\geq$ 0.42 (Dry) - NAT<br>IW - DCOF $\geq$ 0.42 (Wet) - NAT | OUTDOOR<br>Vedi Manuale Tecnico Slimtech /<br>See Slimtech Technical Manual      |


## Imballi

### Packing / Emballage / Verpackung

| Articolo   | Scatola |          |     | Pallet |      |       |      |       |
|--|---------|----------|-----|--------|------|-------|------|-------|
|  | cm      | inch     | pz. | mq     | kg   | scat. | mq   | kg    |
|  Fondo       | 120x260 | 48"x102" | 1   | 3,12   | 44,0 | 18    | 56,2 | 792,0 |
| Fondo  | 120x120 | 48"x48"  | 2   | 2,88   | 40,6 | 24    | 69,1 | 974,4 |
| Decoro Graf  | 120x260 | 48"x102" | 1   | 3,12   | 44,0 | 18    | 56,2 | 792,0 |
|  Fondo 6plus | 120x120 | 48"x48"  | 2   | 2,88   | 41,2 | 24    | 69,1 | 988,8 |





| Stonalizzazione   | Resistenza allo scivolamento  | Fuga minima consigliata  |
|---|---|--|
| Shading / Denuançage / Spielfarbig  | Slip resistance / Résistance au glissement / Rutschfestigkeit   | Minimum suggested joint<br>Joint minimum conseillé<br>Empfohlene Fugenbreite |
| ANSI A137.1   | DIN EN 16165 – Annex B R10 (Nat)<br>R11 (Grip - 20mm)   | RECT<br>2 mm (INDOOR)  |
|  | DIN EN 16165 – Annex A A+B (Nat)<br>A+B+C (Grip - 20mm)   | OUTDOOR<br>5-6 mm Approx (*)   |
|   | BCR-TORTUS $\mu > 0,40$ (Nat - Grip - 20mm)   |  |
|   | ANSI A326.3 ID - DCOF $\geq$ 0.42 (Dry) - (Nat - Lapp)<br>IW - DCOF $\geq$ 0.42 (Wet) - (Nat - Lapp)<br>IW+** - (Nat)<br>EW - (Grip - 20mm) |  |
|   | AS/NZS 4586:2013 P3 (Nat)<br>P4 (Grip - 20mm)   |  |
|   | BS EN 16165 – Annex C PTV 36+ WET (SI.96) (Nat)<br>PTV 36+ WET (SI.96 - SI.55)<br>(Grip - 20mm)   |  |

(\*) Decisione a cura della Direzione Lavori / Codici di Posa Nazionali  
Decision by the Construction Manager / National Laying Standards  
Décision établie par la Direction des Travaux / Codes de Pose  
Nationaux Die Entscheidung wird von der Bauleitung / gemäß  
nationalen Vorschriften getroffen.



\*\*With the exception of areas characterized by a higher risk of slipping (such as public showers, indoor swimming pools, etc.) for which a Grip surface is recommended.

\*\*à l'exception des zones caractérisées par un plus grand risque de glissade (comme les douches publiques, les piscines intérieures, etc.) pour lesquelles une surface antidérapante est recommandée.

\*\*Ad eccezione delle zone caratterizzate da un maggior rischio di scivolamento (come docce pubbliche, piscine coperte, ecc.) per le quali si consiglia una superficie Grip.

## Imballi

### Packing / Emballage / Verpackung

| Articolo   | Scatola   |   |     | Pallet   |      |       |          |         |
|--|-----------|---|-----|----------|------|-------|----------|---------|
|  | cm        | inch                                    | pz. | mq       | kg   | scat. | mq       | kg      |
|  Fondo        | 120x120   | 48"x48"                                 | 1   | 1,44     | 31,8 | 32    | 46,08    | 1017,6  |
| Fondo  | 60x120    | 24"x48"                                 | 2   | 1,44     | 31,8 | 36    | 51,8     | 1.144,8 |
| Fondo  | 60x60     | 24"x24"                                 | 4   | 1,44     | 29,7 | 32    | 46,1     | 950,4   |
| Fondo  | 30x60     | 12"x24"                                 | 8   | 1,44     | 31,8 | 32    | 46,1     | 1.017,6 |
| Fondo  | 90x90     | 36"x36"                                 | 2   | 1,62     | 33,6 | 25    | 40,5     | 840,0   |
| Fondo  | 45x90     | 18"x36"                                 | 3   | 1,22     | 25,2 | 32    | 38,88    | 806,4   |
| Gramma 72  | 49,8x16,9 | 19 <sup>1/2</sup> "x6 <sup>5/8</sup> "  | 14  | 1,01     | 21,9 | 32    | 32,3     | 699,2   |
| Muretto  | 30x60     | 12"x24"                                 | 4   | 0,72     | 15,6 | 30    | 21,6     | 468,0   |
| Mosaico Mix  | 30x30     | 12"x12"                                 | 5   | 0,45     | 9,5  | 60    | 27,0     | 570,0   |
| Mosaico 144  | 30x30     | 12"x12"                                 | 5   | 0,45     | 9,5  | 60    | 27,0     | 570,0   |
| Battiscopa   | 5,5x60    | 2 <sup>11/64</sup> "x24"                | 12  | 7,2 m.l. | 8,5  | 50    | 360 m.l. | 426,0   |
| Gradino plus   | 35x120    | 13 <sup>3/4</sup> "x48"                 | 1   | 0,42     | 11,0 | 64    | 26,9     | 705,3   |
| Angolo gradino plus  | 35x120    | 13 <sup>3/4</sup> "x48"                 | 1   | 0,42     | 11,8 | 16    | 6,72     | 188,5   |
| Gradino plus   | 35x60     | 13 <sup>3/4</sup> "x24"                 | 2   | 0,42     | 10,1 | 32    | 13,4     | 322,2   |
| Angolo gradino plus  | 35x35     | 13 <sup>3/4</sup> "x13 <sup>3/4</sup> " | 2   | 0,25     | 6,4  | 36    | 8,82     | 229,1   |
|  Fondo (20mm) | 60x60     | 24"x24"                                 | 2   | 0,72     | 32,5 | 32    | 23,04    | 1.040,0 |
| Fondo (20mm)   | 60x120    | 24"x48"                                 | 1   | 0,72     | 32,5 | 36    | 25,92    | 1.170,0 |

stone

ABC

iii



Lea Ceramiche



# Waterfall.



WALL  
Dark Flow 100x300  
Ivory Flow 100x300

FLOOR  
Gray Flow 100x100




stone

ABC

iii



 FLOOR - WALL  
Silver Flow 100x300




Lea Ceramiche



WALL  
Dark Flow 100x300

FLOOR  
Gray Flow 100x100





stone

ABC



Dark Flow 60x60 lapp



Lea Ceramiche





WALL  
Dark Flow 30x60 lapp  
Mosaico 36 Dark Flow lapp

FLOOR  
Dark Flow 60x60 lapp

⊗ CHEVRON / Gray Flow Gramma 72 nat







WALL  
Brick Gray Flow lapp

FLOOR  
Silver Flow 60x120 nat



stone

ABC

iii



WALL  
Muretto 3D Ivory Flow lapp

FLOOR  
Ivory Flow 90x90 nat



◊ Ivory Flow 90x90 nat



stone

ABC



WALL  
Silver Flow 100x300



EXTERNAL FLOOR  
Silver Flow L2 90x90 grip



FLOOR  
Gray Flow 60x120 nat





# Waterfall.



Spessore / Thickness / Epaisseur / Stärke  
5,5mm → slimtech 5plus


**PR( )TECT**  
ANTIBATTERICO - ANTIMICROBIAL

ABC




## 4 Colori / Colors / Couleurs / Farben


Ivory  
Flow




Silver  
Flow



Gray  
Flow



Dark  
Flow



## 3 Formati / Sizes / Formats / Formate <sup>LR<sup>T</sup></sup>


**S** LIMTECH<sup>5plus</sup>



50x100cm  
19<sup>1</sup>/<sub>2</sub>"x39"  
5plus



100x100cm  
39"x39"  
5plus



100x300cm  
39"x118"  
5plus



## 1 Finitura / Finish / Surface / Oberfläche

### NAT



residenziale  
residential  
résidentiel  
Wohnbereiche



commerciale leggero  
light commercial  
commercial léger  
Leichte gewerbliche  
Anwendungen



commerciale intensivo  
intensive commercial  
commercial intensif  
Intensive gewerbliche  
Anwendungen



Esplora Waterfall su [real.leaceramiche.com](http://real.leaceramiche.com)  
Explore Waterfall on [real.leaceramiche.com](http://real.leaceramiche.com)



Spessore / Thickness / Epaisseur / Stärke  
9,5mm

**PR( )TECT**  
ANTIBATTERICO - ANTIMICROBIAL

## 4 Colori / Colors / Couleurs / Farben



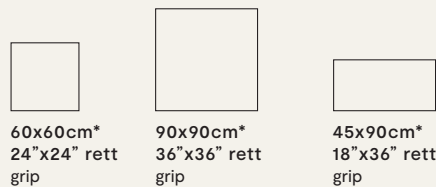
## 8 Formati / Sizes / Formats / Formate <sup>RT</sup>

gres porcellanato



Spessore / Thickness / Epaisseur / Stärke  
20mm

L2 - 20mm



## 3 Finiture / Finishes / Surfaces / Oberfläche

### NAT



residenziale  
residential  
résidentiel  
Wohnbereiche



commerciale leggero  
light commercial  
commercial léger  
Leichte gewerbliche  
Anwendungen



commerciale intensivo  
intensive commercial  
commercial intensif  
Intensive gewerbliche  
Anwendungen

### LAPP



residenziale  
residential  
résidentiel  
Wohnbereiche



commerciale leggero  
light commercial  
commercial léger  
Leichte gewerbliche  
Anwendungen



commerciale intensivo  
intensive commercial  
commercial intensif  
Intensive gewerbliche  
Anwendungen

### GRIP



esterno  
outdoor  
extérieur  
Außenbereiche

\* Protezione antibatterica non presente  
No antimicrobial protection





## Mosaici

Mosaics / Mosaïques / Mosaik

## Formati speciali

Special sizes / Formats spéciaux / Sonderformate

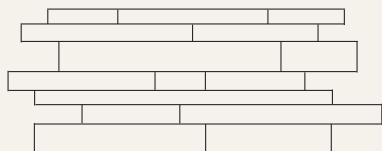
## Pezzi speciali

Trims / Pièces spéciales / Formstücke


ABC



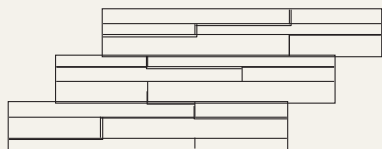
**MURETTO\***  
30x60cm / 12"x24" rett  
nat / lapp




**BRICK\***  
30x60cm / 12"x24" rett  
nat / lapp



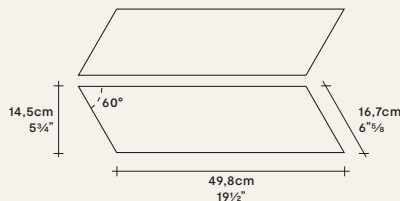
**MURETTO 3D\***  
30x60cm / 12"x24" rett  
nat / lapp



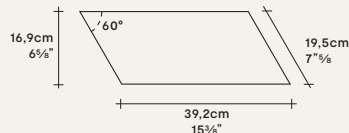
**MOSAICO 36\***  
30x30cm / 12"x12" rett  
nat / lapp



■ **GRAMMA 72\***  
14,5x49,8cm / 5<sup>3/4</sup>"x19<sup>1/2</sup>" rett  
nat



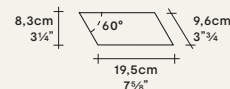
■ **GRAMMA 66 SX\***  
16,9x39,2cm / 6<sup>5/8</sup>"x15<sup>3/8</sup>" rett  
nat



■ **GRAMMA 66 DX\***  
16,9x39,2cm / 6<sup>5/8</sup>"x15<sup>3/8</sup>" rett  
nat



■ **GRAMMA 16 SX\***  
8,3x19,5cm / 3<sup>1/4</sup>"x7<sup>5/8</sup>" rett  
nat



■ **GRAMMA 16 DX\***  
8,3x19,5cm / 3<sup>1/4</sup>"x7<sup>5/8</sup>" rett  
nat



■ **Realizzato con sistema di taglio a disco senza bisello. L'eventuale presenza di leggere irregolarità del bordo o di scostamenti dimensionali fino ad 1 mm è da ritenersi conforme.**

Made with a disc cutting system without a bevel. Any slight irregularities of the edge or size deviations of up to 1 mm should be regarded as compliant.

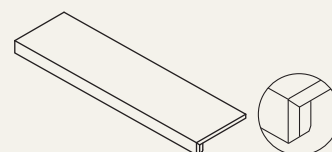
Réalisé avec un système de découpe à disque sans biseau. L'éventuelle présence de légères irrégularités du bord ou de différences de dimension jusqu'à 1 mm est tout à fait conforme.

Mit einem Scheibenschnittsystem ohne Fase hergestellt. Eventuelle leichte Unregelmäßigkeiten an der Kante und Größenabweichungen bis zu 1 mm sind als konform anzusehen.

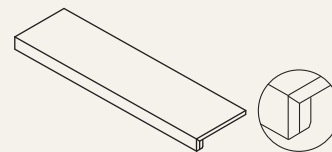
**battiscopa\***  
10x60cm / 4"x24" rett  
nat / lapp



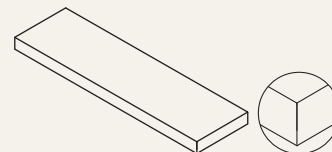
**gradino plus\*\***  
35x120cm / 13<sup>3/4</sup>"x48" rett  
nat / lapp



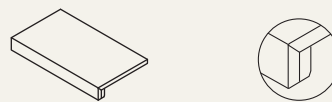
**angolo sx gradino plus\*\***  
35x120cm / 13<sup>3/4</sup>"x48" rett  
nat / lapp




**angolo dx gradino plus\*\***  
35x120cm / 13<sup>3/4</sup>"x48" rett  
nat / lapp



**gradino plus\*\***  
35x60cm / 13<sup>3/4</sup>"x24" rett  
grip



**angolo gradino plus\*\***  
35x35cm / 13<sup>3/4</sup>"x13<sup>3/4</sup>" rett  
grip




\*disponibile in tutti i colori  
available in all colors  
disponible sur toutes les couleurs  
Erhältlich für alle Farben


\*\*Su richiesta  
Upon request  
Sur demande  
auf Anfrage

## Composizioni a moduli sfusi


Tile layouts in loose modules / Compositions en modules en vrac / Kompositionen mit Einzelmodulen



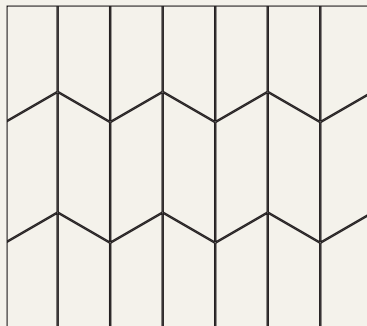
■ BASKET Gramma 66 SX 67%  
Gramma 16 DX 33%



■ TWIST Gramma 66 DX 100%




■ CHEVRON Gramma 72 100%



■ ARROW Gramma 66 DX 50% - SX 50%

## Mix & Match: Pigmenti e Waterfall

Alcuni abbinamenti suggeriti da Ferruccio Laviani / Some combinations suggested by Ferruccio Laviani /  
Quelques combinaisons recommandées par Ferruccio Laviani / Einige von Ferruccio Laviani empfohlene Kombinationen



Gres porcellanato laminato rinforzato con fibra di vetro  
Laminated porcelain stoneware reinforced with fibreglass  
Grès cérame laminé, renforcé avec de la fibre de verre  
Laminiertes Feinsteinzeug mit Glasfaserverstärkung



| Stonalizzazione  | Resistenza<br>allo scivolamento   | Fuga minima<br>consigliata   |
|--|---|--|
| Shading / Denuançage /<br>Spielfarbig  | Slip resistance / Résistance au glissement /<br>Rutschfestigkeit                            | Minimum suggested joint /<br>Joint minimum conseillé /<br>Empfohlene Fugenbreite |
| ANSI A137.3  | DIN EN 16165 – Annex B R10  | Posa a Parete / Wall / Mur / Wand<br>1 mm (INDOOR)                               |
|  V3 | BCR-TORTUS $\mu >0,40$  | Posa a Pavimento / Floor / Sol / Boden<br>2 mm (INDOOR)                          |
|  | ANSI A326.3<br>ID - DCOF $\geq$ 0.42 (DRY) NAT<br>IW - DCOF $\geq$ 0.42 (WET) NAT<br>IW+ ** | OUTDOOR<br>Vedi Manuale Tecnico Slimtech /<br>See Slimtech Technical Manual      |


\*\*With the exception of areas characterized by a higher risk of slipping (such as public showers, indoor swimming pools, etc.).

\*\*à l'exception des zones caractérisées par un plus grand risque de glissade (comme les douches publiques, les piscines intérieures, etc.).

\*\*Ad eccezione delle zone caratterizzate da un maggior rischio di scivolamento (come docce pubbliche, piscine coperte, ecc.).


## Imballi

### Packing / Emballage / Verpackung

| Articolo   | Scatola |                         |     | Pallet |      |       |      |       |
|--|---------|-------------------------|-----|--------|------|-------|------|-------|
|  | cm      | inch                    | pz. | mq     | kg   | scat. | mq   | kg    |
|  Fondo 5plus | 100x300 | 39"x118"                | 1   | 3,00   | 34,5 | 13    | 39,0 | 448,5 |
| Fondo 5plus  | 100x100 | 39"x39"                 | 2   | 2,00   | 23,0 | 25    | 50,0 | 575,0 |
| Fondo 5plus  | 50x100  | 19 <sup>1/2</sup> "x39" | 3   | 1,50   | 18,9 | 32    | 48,0 | 604,8 |







| Stonalizzazione   | Resistenza allo scivolamento   | Fuga minima consigliata   |
|---|--|---|
| Shading / Denuçage / Spielfarbig  | Slip resistance / Résistance au glissement / Rutschfestigkeit  | Minimum suggested joint<br>Joint minimum conseillé<br>Empfohlene Fugenbreite  |
| ANSI A137.1   | DIN EN 16165 – Annex B R10 (Nat)<br>R11 (Grip - 20mm)  | RECT<br>2 mm (INDOOR)   |
|  | DIN EN 16165 – Annex A A+B (Nat)<br>A+B+C (Grip - 20mm)  | OUTDOOR<br>5-6 mm Approx (*)  |
|   | BCR-TORTUS $\mu > 0,40$ (Nat - Grip - 20mm)  | (*) Decisione a cura della Direzione Lavori / Codici di Posa Nazionali<br>Decision by the Construction Manager / National Laying Standards<br>Décision établie par la Direction des Travaux / Codes de Pose<br>Nationaux Die Entscheidung wird von der Bauleitung / gemäß<br>nationalen Vorschriften getroffen.   |
|   | ANSI A326.3 ID - DCOF $\geq$ 0.42 (Dry) (Nat- Lapp)<br>IW - DCOF $\geq$ 0.42 (Wet) (Nat)<br>IW+** - (Nat)<br>EW (Grip - Grip L2- 20mm) |   |
|   | AS/NZS 4586 P3 (Nat) / P4 (Grip - 20mm)  |   |
|   | BS EN 16165 – Annex C PTV 36+Wet (Sl.96) (Nat)<br>PTV 36+ WET (Sl.96 – Sl.55)<br>(Grip - 20mm)   | **With the exception of areas characterized by a higher risk of slipping<br>(such as public showers, indoor swimming pools, etc.) for which a Grip<br>surface is recommended.<br><br>**à l'exception des zones caractérisées par un plus grand risque de<br>glissade (comme les douches publiques, les piscines intérieures, etc.)<br>pour lesquelles une surface antidérapante est recommandée.<br><br>**Ad eccezione delle zone caratterizzate da un maggior rischio di<br>scivolamento (come docce pubbliche, piscine coperte, ecc.) per le quali<br>si consiglia una superficie Grip. |

## Imballi

### Packing / Emballage / Verpackung

| Articolo   | Scatola   |   |     | Pallet   |      |       |          |         |
|--|-----------|---|-----|----------|------|-------|----------|---------|
|  | cm        | inch                                    | pz. | mq       | kg   | scat. | mq       | kg      |
|  Fondo        | 60x120    | 24"x48"                                 | 2   | 1,44     | 32,1 | 36    | 51,8     | 1.156,3 |
| Fondo  | 90x90     | 36"x36"                                 | 2   | 1,62     | 33,6 | 25    | 40,5     | 840,0   |
| Fondo  | 45x90     | 18"x36"                                 | 3   | 1,22     | 25,2 | 32    | 38,88    | 806,4   |
| Fondo  | 60x60     | 24"x24"                                 | 4   | 1,44     | 31,8 | 32    | 46,1     | 1.017,6 |
| Fondo  | 30x60     | 12"x24"                                 | 8   | 1,44     | 31,8 | 32    | 46,1     | 1.017,6 |
| Muretto  | 30x60     | 12"x24"                                 | 4   | 0,72     | 15,7 | 30    | 21,6     | 471,0   |
| Muretto 3d   | 30x60     | 12"x24"                                 | 4   | 0,68     | 15,7 | 30    | 20,5     | 471,0   |
| Brick  | 30x60     | 12"x24"                                 | 4   | 0,72     | 15,6 | 30    | 21,6     | 468,0   |
| Mosaico 36   | 30x30     | 12"x12"                                 | 5   | 0,45     | 9,3  | 60    | 27,0     | 558,0   |
| Gamma 72   | 49.8x14.5 | 19 <sup>1/2</sup> "x5 <sup>3/4</sup> "  | 14  | 1,01     | 22,2 | 32    | 32,3     | 710,4   |
| Gamma 66   | 39.2x16.9 | 15 <sup>3/8</sup> "x6 <sup>5/8</sup> "  | 10  | 0,66     | 14,9 | 40    | 26,4     | 597,1   |
| Gamma 16   | 19.5x8.3  | 7 <sup>5/8</sup> "x3 <sup>1/4</sup> "   | 14  | 0,22     | 5,1  | 80    | 17,9     | 405,3   |
| Battiscopa   | 10x60     | 4"x24"                                  | 12  | 7,2 m.l. | 15,9 | 60    | 432 m.l. | 954,0   |
| Gradino plus   | 35x120    | 13 <sup>3/4</sup> "x48"                 | 2   | 0,84     | 21,0 | 16    | 13,4     | 335,8   |
| Angolo gradino plus  | 35x120    | 13 <sup>3/4</sup> "x48"                 | 1   | 0,42     | 11,2 | 16    | 6,7      | 179,5   |
| Gradino plus   | 35x60     | 13 <sup>3/4</sup> "x24"                 | 4   | 0,84     | 19,2 | 16    | 13,4     | 306,9   |
| Angolo gradino plus  | 35x35     | 13 <sup>3/4</sup> "x13 <sup>3/4</sup> " | 2   | 0,25     | 6,1  | 36    | 8,8      | 218,2   |
|  Fondo (20mm) | 90x90     | 36"x36"                                 | 1   | 0,81     | 37,3 | 30    | 24,3     | 1.119,0 |
| Fondo (20mm)   | 45x90     | 18"x36"                                 | 2   | 0,81     | 36,2 | 24    | 19,4     | 869,5   |
| Fondo (20mm)   | 60x60     | 24"x24"                                 | 2   | 0,72     | 32,5 | 32    | 23,0     | 1.040,0 |

stone

ABC

iii



White Dover 90x90 lapp

Lea Ceramiche



# Cliffstone.





stone

ABC

iii

FLOOR  
Taupe Moher 60x60 nat

Lea Ceramiche






Ⓢ FLOOR  
Beige Madeira 60x60 / 30x60 nat

Gres porcellanato  
Porcelain stoneware  
Grès cérame  
Feinsteinzeug

ABC



| Stonalizzazione   | Resistenza<br>allo scivolamento  | Fuga minima<br>consigliata   |
|---|--|--|
| Shading / Denuançage /<br>Spielfarbig   | Slip resistance / Résistance au glissement /<br>Rutschfestigkeit   | Minimum suggested joint<br>Joint minimum conseillé<br>Empfohlene Fugenbreite |
| ANSI A137.1   | DIN EN 16165 – Annex B R10 (Nat)   | RECT<br>2 mm (INDOOR)  |
|  | DIN EN 16165 – Annex A A+B (Nat)   | OUTDOOR<br>5-6 mm Approx (*)   |
|   | B.C.R. - TORTUS $\mu > 0,40$ (Nat)   |  |
|   | ANSI A326.3 ID - DCOF $\geq$ 0.42 (Dry) - NAT, LAP<br>IW - DCOF $\geq$ 0.42 (Wet) - NAT, LAP<br>IW+ ** - NAT |  |
|   | AS/NZS 4586 P3 (Nat)   |  |
|   | BS EN 16165 – Annex C PTV 36+Wet (Sl.96) (Nat)   |  |

(\*) Decisione a cura della Direzione Lavori / Codici di Posa Nazionali  
Decision by the Construction Manager / National Laying Standards  
Décision établie par la Direction des Travaux / Codes de Pose  
Nationaux Die Entscheidung wird von der Bauleitung / gemäß  
nationalen Vorschriften getroffen.


\*\*With the exception of areas characterized by a higher risk of slipping (such as public showers,  
indoor swimming pools, etc.) for which an Grip surface is recommended.

\*\*à l'exception des zones caractérisées par un plus grand risque de glissade (comme les douches  
publiques, les piscines intérieures, etc.) pour lesquelles une surface antidérapante est recommandée.

\*\*Ad eccezione delle zone caratterizzate da un maggior rischio di scivolamento (come docce  
pubbliche, piscine coperte, ecc.) per le quali si consiglia una superficie Grip.

## Imballi

### Packing / Emballage / Verpackung

| Articolo  | Scatola |  |     | Pallet         |      |       |                |         |
|---|---------|--|-----|----------------|------|-------|----------------|---------|
|   | cm      | inch                                     | pz. | m <sup>2</sup> | kg   | scat. | m <sup>2</sup> | kg      |
|  Fondo | 60x120  | 24"x48"                                  | 2   | 1,44           | 31,8 | 36    | 51,8           | 1.144,8 |
| Fondo   | 90x90   | 36"x36"                                  | 2   | 1,62           | 33,6 | 25    | 40,5           | 840,0   |
| Fondo   | 60x60   | 24"x24"                                  | 4   | 1,44           | 31,8 | 32    | 46,1           | 1.017,6 |
| Fondo   | 30x60   | 12"x24"                                  | 8   | 1,44           | 31,8 | 32    | 46,1           | 1.017,6 |
| Muretto   | 30x60   | 12"x24"                                  | 4   | 0,72           | 15,7 | 30    | 21,6           | 471,0   |
| Mosaico 16  | 30x30   | 12"x12"                                  | 5   | 0,45           | 9,5  | 60    | 27,0           | 570,0   |
| Battiscopa  | 10x60   | 4"x24"                                   | 12  | 7,2 m.l.       | 15,7 | 60    | 432 m.l.       | 942,0   |
| Gradino plus  | 35x120  | 13 <sup>3/4</sup> "x48"                  | 2   | 0,84           | 22,0 | 16    | 13,4           | 352,6   |
| Angolo gradino plus   | 35x120  | 13 <sup>3/4</sup> "x48"                  | 1   | 0,42           | 11,8 | 16    | 6,7            | 188,5   |
| Gradino plus  | 35x60   | 13 <sup>3/4</sup> "x24"                  | 4   | 0,84           | 20,1 | 16    | 13,4           | 322,2   |
| Angolo gradino plus   | 35x35   | 13 <sup>3/4</sup> "x 13 <sup>3/4</sup> " | 2   | 0,25           | 6,4  | 36    | 8,8            | 229,1   |



# Cliffstone.




Spessore / Thickness / Epaisseur / Stärke  
9,5mm


**PROTECT**  
ANTIBATTERICO - ANTIMICROBIAL

## 3 Colori / Colors / Couleurs / Farben


White  
Dover




Beige  
Madeira



Taupe  
Moher



## 4 Formati / Sizes / Formats / Formate <sup>RT</sup>

 gres porcellanato



30x60cm  
12"x24"  
lapp / nat



60x60cm  
24"x24"  
lapp / nat



\*60x120cm  
24"x48"  
lapp / nat



\*90x90cm  
36"x36"  
lapp / nat

\*colori disponibili: / available colors: / couleurs disponibles: / verfügbare Farben:  
White Dover

## 3 Finiture / Finishes / Surfaces / Oberfläche

### NAT



residenziale  
residential  
résidentiel  
Wohnbereiche



commerciale leggero  
light commercial  
commercial léger  
Leichte gewerbliche  
Anwendungen



commerciale intensivo  
intensive commercial  
commercial intensif  
Intensive gewerbliche  
Anwendungen

### LAPP



residenziale  
residential  
résidentiel  
Wohnbereiche



commerciale leggero  
light commercial  
commercial léger  
Leichte gewerbliche  
Anwendungen



commerciale intensivo  
intensive commercial  
commercial intensif  
Intensive gewerbliche  
Anwendungen



## Mosaici

Mosaics / Mosaïques / Mosaik

## Pezzi speciali

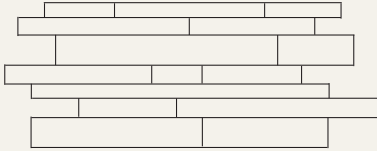
Trims / Pièces spéciales / Formstücke

ABC



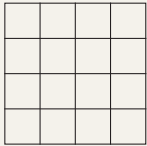
### MURETTO\*

30x60cm / 12"x24"  
lapp



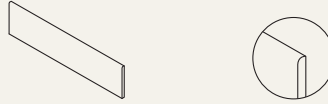
### MOSAICO 16\*

30x30cm / 12"x12"  
lapp



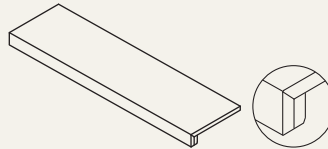
### battiscopa\*

10x60cm / 4"x24" rett  
nat / lapp



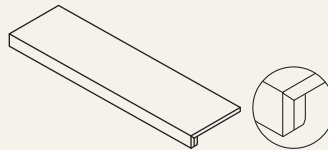
### gradino plus\*\*

35x120cm / 13<sup>3/4</sup>"x48" rett  
nat / lapp



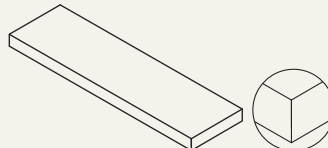
### angolo sx gradino plus\*\*

35x120cm / 13<sup>3/4</sup>"x48" rett  
nat / lapp



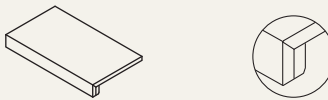
### angolo dx gradino plus\*\*

35x120cm / 13<sup>3/4</sup>"x48" rett  
nat / lapp




### gradino plus\*\*

35x60cm / 13<sup>3/4</sup>"x24" rett  
grip



### angolo gradino plus\*\*

35x35cm / 13<sup>3/4</sup>"x13<sup>3/4</sup>" rett  
grip



\*disponibile in tutti i colori  
available in all colors  
disponible sur toutes les couleurs  
Erhältlich für alle Farben

\*\*Su richiesta  
Upon request  
Sur demande  
auf Anfrage



EXTERNAL FLOOR  
Beige Madeira L2 60x60 grip



stone

ABC

iii

⊞ Naturale 30x60  
Sabbiata Velvet 60x60

Lea Ceramiche




# Basaltina Stone Project.





stone

ABC



 Stuccata 60x60

Lea Ceramiche





Stuccata 60x60



## Stonalizzazione **Resistenza allo scivolamento** **Fuga minima consigliata**

Shading / Denuançage /  
Spielfarbig

Slip resistance / Résistance au  
glissement / Rutschfestigkeit

Minimum suggested joint  
Joint minimum conseillé  
Empfohlene Fugenbreite

ANSI A137.1

DIN EN 16165 – Annex B R10

RECT  
2 mm (INDOOR)



BCR-TORTUS  $\mu > 0,40$

OUTDOOR  
5-6 mm Approx (\*)

ANSI A326.3 ID - DCOF $\geq$ 0.42 (Dry)  
IW - DCOF $\geq$ 0.42 (Wet)

(\*) Decisione a cura della Direzione Lavori / Codici di Posa Nazionali  
Decision by the Construction Manager / National Laying Standards  
Décision établie par la Direction des Travaux / Codes de Pose  
Nationaux Die Entscheidung wird von der Bauleitung / gemäß  
nationalen Vorschriften getroffen.


## Mosaici

Mosaics / Mosaïques / Mosaik

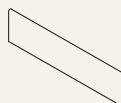
## Pezzi speciali

Trims / Pièces spéciales / Formstücke


MURETTO\*  
30x60cm / 12"x24"



battiscopa\*  
10x60cm / 4"x24" rett



MOSAICO 1\*  
28,5x28,5cm / 11<sup>1/4</sup>"x11<sup>1/4</sup>"



raccordo jolly\*\*  
1,3x30cm / 1/2"x12" rett



beak jolly\*\*  
1,3x1,3cm / 1/2"x1/2" rett



\*disponibile in tutti i colori  
available in all colors  
disponible sur toutes les couleurs  
Erhältlich für alle Farben

\*\*Su richiesta / Upon request / Sur demande / auf Anfrage

## Imballi

Packing / Emballage / Verpackung

| Articolo       | Scatola   |   |     | Pallet         |      |       |                |         |
|----------------|-----------|---|-----|----------------|------|-------|----------------|---------|
|                | cm        | inch                                    | pz. | m <sup>q</sup> | kg   | scat. | m <sup>q</sup> | kg      |
| Fondo          | 60x60     | 24"x24"                                 | 4   | 1,44           | 35,0 | 24    | 34,6           | 840,0   |
| Fondo          | 30x60     | 12"x24"                                 | 8   | 1,44           | 34,9 | 32    | 46,1           | 1.116,8 |
| Mosaico 1      | 28,5x28,5 | 11 <sup>1/4</sup> "x11 <sup>1/4</sup> " | 5   | 0,41           | 7,8  | 48    | 19,5           | 372,0   |
| Muretto        | 30x60     | 12"x24"                                 | 4   | 0,72           | 15,2 | 30    | 21,6           | 456,0   |
| Battiscopa     | 10x60     | 4"x24"                                  | 12  | 7,2 m.l.       | 18,0 | 55    | 396 m.l.       | 990,0   |
| Raccordo jolly | 1,3x30    | 1/2"x12"                                | 8   | 0,03           | 0,3  | -     | -              | -       |
| Beak           | 1,3x1,3   | 1/2"x1/2"                               | 4   | -              | -    | -     | -              | -       |

# Basaltina Stone Project.



Spessore / Thickness / Epaisseur / Stärke  
11mm (30x60 - 60x60) / 12mm (60x120)


## 3 Colori / Colors / Couleurs / Farben

---

Sabbiata Velvet

Naturale

Stuccata



## 3 Formati / Sizes / Formats / Formate

LR<sup>T</sup>

gres porcellanato



30x60cm  
12"x24"



60x60cm  
24"x24"

## 1 Finitura / Finish / Surface / Oberfläche

---

NAT



residenziale  
residential  
résidentiel  
Wohnbereiche



commerciale leggero  
light commercial  
commercial léger  
Leichte gewerbliche  
Anwendungen



commerciale intensivo  
intensive commercial  
commercial intensif  
Intensive gewerbliche  
Anwendungen



# 02d.

**Nella trasposizione delle più pregiate essenze, si spazia dai legni con uno stile naturale ed elegante a quelli con un effetto più usurato. È il calore del legno che la ceramica restituisce in versione ultracontemporanea.**

**Dans la transposition des bois les plus précieux, nous allons des bois au style naturel et élégant à ceux qui donnent un effet plus patiné. C'est la chaleur du bois que la céramique redonne, dans une version ultra-contemporaine.**

**Transposing the most precious essences, it ranges from woods with a natural and elegant style to those with a more time-worn effect. Ceramic evokes the warmth of wood in an ultra-contemporary version.**

**Die Umsetzung der kostbarsten Sorten reicht von den Hölzern mit einem natürlichen und eleganten Stil bis zu den Sorten mit einem eher „Old“-Effekt. Die Keramik gibt die Wärme des Holzes in einer topaktuellen Version wieder zurück.**

# Wood.



**Bio Attitude.**  
188 / 201



**Bio Select.**  
202 / 211



**Bio Recover.**  
212 / 217

wood

ABC

iii



Lea Ceramiche



# Bio Attitude.




Amber 30x120 - 20x120



wood

ABC



 Cotton 20x120

Lea Ceramiche







wood

ABC



Almond 20x120

Lea Ceramiche





wood

ABC



WALL  
Rail Bright 3D mosaic  
Cotton/Almond

FLOOR  
Almond 30x120





wood

ABC



⊗ Cortex 30x120

Lea Ceramiche






Barrel 30x120



Gres porcellanato  
Porcelain stoneware  
Grès cérame  
Feinsteinzeug

ABC



| Stonalizzazione   | Resistenza<br>allo scivolamento  | Fuga minima<br>consigliata   |
|---|--|--|
| Shading / Denuçage /<br>Spielfarbig   | Slip resistance / Résistance au<br>glissement / Rutschfestigkeit   | Minimum suggested joint<br>Joint minimum conseillé<br>Empfohlene Fugenbreite |
| ANSI A137.1   | DIN EN 16165 – Annex B<br>R10 (Nat)<br>R11 (Grip L2 20mm)  | RECT<br>2 mm (INDOOR)  |
|  | DIN EN 16165 – Annex A<br>A+B (Nat) - A+B+C (Grip)   | OUTDOOR<br>5-6 mm Approx (*)   |
|   | BCR-TORTUS<br>$\mu > 0,40$   |  |
|   | ANSI A326.3<br>ID - DCOF $\geq 0.42$ (Dry) Nat<br>IW - DCOF $\geq 0.42$ (Wet) Nat<br>IW+ ** - NAT<br>EW - GRIP |  |
|   | AS/NZS 4586<br>P3 (Nat) – P4 (Grip L2 20mm)  |  |
|   | BS EN 16165 – Annex C<br>PTV 36+wet (Sl.96) Nat<br>PTV 36+wet (Sl.96-Sl.55) Grip                               |  |

(\*) Decisione a cura della Direzione Lavori / Codici di Posa Nazionali  
Decision by the Construction Manager / National Laying Standards  
Décision établie par la Direction des Travaux / Codes de Pose  
Nationaux Die Entscheidung wird von der Bauleitung / gemäß  
nationalen Vorschriften getroffen.



\*\*With the exception of areas characterized by a higher risk of slipping (such as public showers,  
indoor swimming pools, etc.) for which an Grip surface is recommended.

\*\*à l'exception des zones caractérisées par un plus grand risque de glissade (comme les douches  
publiques, les piscines intérieures, etc.) pour lesquelles une surface antidérapante est recommandée.

\*\*Ad eccezione delle zone caratterizzate da un maggior rischio di scivolamento (come docce  
pubbliche, piscine coperte, ecc.) per le quali si consiglia una superficie Grip.

## Imballi

### Packing / Emballage / Verpackung

| Articolo   | Scatola  |  |     | Pallet  |      |       |       |            |
|--|----------|--|-----|---------|------|-------|-------|------------|
|  | cm       | inch                                   | pz. | mq      | kg   | scat. | mq    | kg         |
|  Fondo        | 20x120   | 8"x48"                                 | 6   | 1,44    | 30,0 | 24    | 34,56 | 720,0      |
| Fondo  | 30x120   | 12"x48"                                | 4   | 1,44    | 32,3 | 18    | 25,92 | 581,4      |
| Gamma 51   | 9,5x54   | 3 <sup>3/4</sup> "x21 <sup>1/4</sup> " | 8   | 0,41    | 8,6  | 64    | 26,27 | 550,4      |
| Mosaico Rail 3D  | 28,5x120 | 11 <sup>1/4</sup> "x48"                | 3   | 1,03    | 21,5 | 20    | 20,52 | 430,0      |
| Battiscopa   | 7,5x60   | 3"x24"                                 | 12  | 7,2 m.l | 11,6 | 60    | 32,40 | 432,0 m.l. |
| Gradino plus   | 35x120   | 13 <sup>3/4</sup> "x48"                | 2   | 0,84    | 21,0 | 16    | 13,44 | 336,0      |
| Angolo gradino plus  | 35x120   | 13 <sup>3/4</sup> "x48"                | 2   | 0,84    | 21,0 | 16    | 13,44 | 336,0      |
|  Fondo (20mm) | 40x120   | 16"x48"                                | 2   | 0,96    | 43,5 | 24    | 23,04 | 1.044,0    |

# Bio Attitude.



Esplora Bio Attitude su [real.leaceramiche.com](http://real.leaceramiche.com)  
Explore Bio Attitude on [real.leaceramiche.com](http://real.leaceramiche.com)

Spessore / Thickness / Epaisseur / Stärke  
9,5mm

**PROTECT**  
ANTIBATTERICO - ANTIMICROBIAL

## 5 Colori / Colors / Couleurs / Farben


Cotton




Almond



Amber




Barrel




Cortex



## 4 Formati / Sizes / Formats / Formate

 gres porcellanato



20x120cm  
8"x48"  
nat




30x120cm  
12"x48"  
nat



gramma 51  
9,5x54cm  
3<sup>3/4</sup>"x21<sup>1/4</sup>"  
nat

Spessore / Thickness / Epaisseur / Stärke  
20mm

 L2 - 20mm



40x120cm\*  
16"x48"  
grip

## 2 Finiture / Finishes / Surfaces / Oberfläche

### NAT



residenziale  
residential  
résidentiel  
Wohnbereiche



commerciale leggero  
light commercial  
commercial léger  
Leichte gewerbliche  
Anwendungen



commerciale intensivo  
intensive commercial  
commercial intensif  
Intensive gewerbliche  
Anwendungen

### GRIP



esterno  
outdoor  
extérieur  
Außenbereiche

\* Protezione antibatterica non presente  
No antimicrobial protection



## Mosaici

Mosaics / Mosaïques / Mosaik

## Formati speciali

Special sizes / Formats spéciaux / Sonderformate

## Pezzi speciali


Trims / Pièces spéciales / Formstücke

ABC



### RAIL 3D MOSAIC

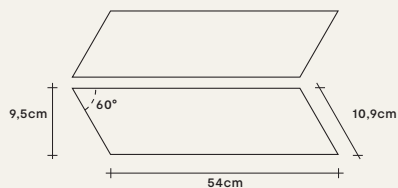
28,5x120 cm  
11<sup>1</sup>/<sub>4</sub>"x48"



Rail Bright (cotton/almond)  
Rail Light (almond/amber)  
Rail Mid (amber/barrel)  
Rail Dark (barrel/cortex)

### GRAMMA 51\*

9,5x54cm / 3<sup>3</sup>/<sub>4</sub>"x21<sup>1</sup>/<sub>4</sub>" rett  
nat



WALL  
Rail Bright 3D mosaic  
Cotton/Almond

FLOOR  
Almond 30x120

### \*\*\*Su richiesta

Upon request  
Sur demande  
auf Anfrage

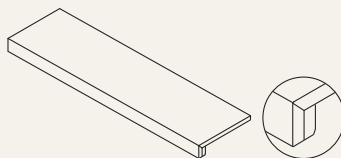
### battiscopa\*

7,5x60cm / 3"x24" rett



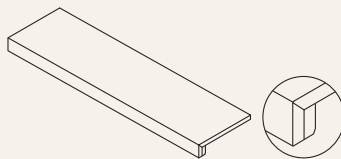
### gradino plus\*\*\*

35x120cm / 13<sup>3</sup>/<sub>4</sub>"x48" rett



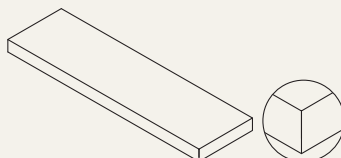
### angolo sx gradino plus\*\*\*

35x120cm / 13<sup>3</sup>/<sub>4</sub>"x48" rett



### angolo dx gradino plus\*\*\*

35x120cm / 13<sup>3</sup>/<sub>4</sub>"x48" rett



### \*disponibile in tutti i colori

available in all colors  
disponible sur toutes les couleurs  
Erhältlich für alle Farben

■ Realizzato con sistema di taglio a disco senza bisello. L'eventuale presenza di leggere irregolarità del bordo o di scostamenti dimensionali fino ad 1 mm è da ritenersi conforme.


Made with a disc cutting system without a bevel. Any slight irregularities of the edge or size deviations of up to 1 mm should be regarded as compliant.

Réalisé avec un système de découpe à disque sans biseau. L'éventuelle présence de légères irrégularités du bord ou de différences de dimension jusqu'à 1 mm est tout à fait conforme. Mit einem Scheibenschnittsystem ohne Fase hergestellt. Eventuelle leichte Unregelmäßigkeiten an der Kante und Größenabweichungen bis zu 1 mm sind als konform anzusehen.



## Mix & Match: Pigmenti e Bio Attitude


Alcuni abbinamenti suggeriti da Ferruccio Laviani / Some combinations suggested by Ferruccio Laviani /  
Quelques combinaisons recommandées par Ferruccio Laviani / Einige von Ferruccio Laviani empfohlene Kombinationen



wood

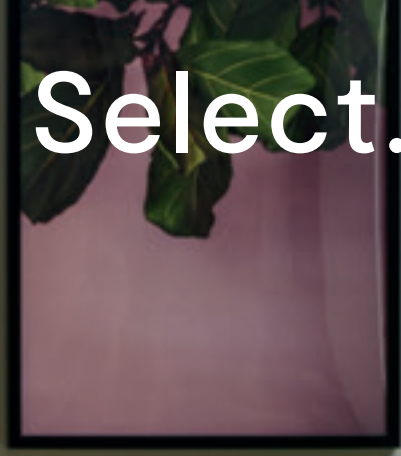
ABC



 Oak Ginger 30x180

Lea Ceramiche

# Bio Select.





wood

ABC



WALL  
ABC Oak Vanilla



FLOOR  
Oak Vanilla 30x120

Lea Ceramiche



WALL  
Strip Oak Natural

FLOOR  
Oak Natural 30x180



wood

ABC



Walnut Tobacco, 20x120

Lea Ceramiche






◊ Oak Cloves 20x120

Gres porcellanato  
Porcelain stoneware  
Grès cérame  
Feinsteinzeug

ABC



| Stonalizzazione   | Resistenza<br>allo scivolamento  | Fuga minima<br>consigliata  |
|---|--|---|
| Shading / Denuançage /<br>Spielfarbig   | Slip resistance / Résistance au<br>glissement / Rutschfestigkeit                                   | Minimum suggested joint<br>Joint minimum conseillé<br>Empfohlene Fugenbreite  |
| ANSI A137.1   | DIN EN 16165 – Annex B R9 (Walnut Tobacco Nat)<br>R10 (Nat)  | RECT<br>2 mm (INDOOR)   |
|  | BCR-TORTUS $\mu > 0,40$  | OUTDOOR<br>5-6 mm Approx (*)  |
|   | ANSI A326.3 ID - DCOF $\geq$ 0.42 (Dry) - NAT<br>IW - DCOF $\geq$ 0.42 (Wet) - NAT<br>IW+ ** - NAT | (*) Decisione a cura della Direzione Lavori / Codici di Posi Nazionali<br>Decision by the Construction Manager / National Laying Standards<br>Décision établie par la Direction des Travaux / Codes de Pose<br>Nationaux Die Entscheidung wird von der Bauleitung / gemäß<br>nationalen Vorschriften getroffen. |


\*\*With the exception of areas characterized by a higher risk of slipping (such as public showers, indoor swimming pools, etc.) for which an Grip surface is recommended.

\*\*à l'exception des zones caractérisées par un plus grand risque de glissade (comme les douches publiques, les piscines intérieures, etc.) pour lesquelles une surface antidérapante est recommandée.

\*\*Ad eccezione delle zone caratterizzate da un maggior rischio di scivolamento (come docce pubbliche, piscine coperte, ecc.) per le quali si consiglia una superficie Grip.

## Imballi

### Packing / Emballage / Verpackung

| Articolo  | Scatola   |                         |     | Pallet   |      |       |            |       |
|---|-----------|-------------------------|-----|----------|------|-------|------------|-------|
|   | cm        | inch                    | pz. | mq       | kg   | scat. | mq         | kg    |
|  Fondo | 30x180    | 12"x72"                 | 2   | 1,08     | 25,5 | 36    | 38,9       | 918,0 |
| Fondo   | 30x120    | 24"x24"                 | 4   | 1,44     | 32,3 | 18    | 25,9       | 581,4 |
| Fondo   | 20x120    | 8"x48"                  | 6   | 1,44     | 30   | 24    | 34,6       | 720   |
| Decoro ABC  | 27,9x27,9 | 11"x11"                 | 12  | 0,47     | 10,0 | 48    | 22,5       | 480,0 |
| Decoro Chevron  | 42,8x40   | 16 <sup>3/4</sup> "x16" | 5   | 0,86     | 18,7 | 12    | 10,3       | 224,4 |
| Decoro Strip  | 20x120    | 8"x48"                  | 4   | 0,96     | 20,0 | 32    | 30,7       | 640,0 |
| Battiscopa  | 5,5x60    | 2 <sup>1/8</sup> "x24"  | 12  | 7,2 m.l. | 8,5  | 50    | 360,0 m.l. | 426   |
| Gradino plus  | 35x120    | 13 <sup>3/4</sup> "x48" | 2   | 0,84     | 23,2 | 16,0  | 13,4       | 371,2 |
| Angolo gradino plus   | 35x120    | 13 <sup>3/4</sup> "x48" | 1   | 0,42     | 12,4 | 16,0  | 6,7        | 198,4 |

# Bio Select.



Esplora Bio Select su [real.leaceramiche.com](http://real.leaceramiche.com)  
Explore Bio Select on [real.leaceramiche.com](http://real.leaceramiche.com)

Spessore / Thickness / Epaisseur / Stärke  
9,5mm (20x120 - 30x120) / 10,5mm (30x180)

**PROTECT**  
ANTIBATTERICO - ANTIMICROBIAL

## 5 Colori / Colors / Couleurs / Farben

Oak  
Vanilla



Oak  
Ginger



Oak  
Natural



Oak  
Cloves




Walnut  
Tobacco



## 3 Formati / Sizes / Formats / Formate <sup>RT</sup>

gres porcellanato



20x120cm  
8"x48"  
nat



30x120cm  
12"x48"  
nat



\*30x180cm  
12"x72"  
nat

\*colori disponibili: / available colors: / couleurs disponibles: / verfügbare Farben:  
Oak Vanilla, Oak Ginger, Oak Natural

## 1 Finiture / Finishes / Surfaces / Oberfläche

NAT



residenziale  
residential  
résidentiel  
Wohnbereiche



commerciale leggero  
light commercial  
commercial léger  
Leichte gewerbliche  
Anwendungen



commerciale intensivo  
intensive commercial  
commercial intensif  
Intensive gewerbliche  
Anwendungen

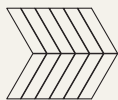




## Mosaici e formati speciali

Mosaics and special sizes / Mosaïques et formats spéciaux / Mosaïke und Sonderformate

### CHEVRON\*



42,8x40cm  
16<sup>3</sup>/<sub>4</sub>"x16"  
nat

### STRIP\*



20x120cm  
8"x48"  
nat

### ABC\*



A

27,9x27,9cm  
11"x11"  
nat





B

27,9x27,9cm  
11"x11"  
nat



C

27,9x27,9cm  
11"x11"  
nat



■ Realizzato con sistema di taglio a disco senza bisello. L'eventuale presenza di leggere irregolarità del bordo o di scostamenti dimensionali fino ad 1 mm è da ritenersi conforme.

Made with a disc cutting system without a bevel. Any slight irregularities of the edge or size deviations of up to 1 mm should be regarded as compliant.

Réalisé avec un système de découpe à disque sans biseau. L'éventuelle présence de légères irrégularités du bord ou de différences de dimension jusqu'à 1 mm est tout à fait conforme.

Mit einem Scheibenschnittsystem ohne Fase hergestellt. Eventuelle leichte Unregelmäßigkeiten an der Kante und Größenabweichungen bis zu 1 mm sind als konform anzusehen.

\*disponibile in tutti i colori / available in all colors / disponible sur toutes les couleurs / Erhältlich für alle Farben

## Pezzi speciali

Trims / Pièces spéciales / Formstücke

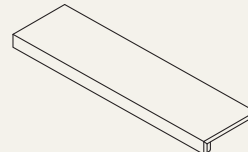
### battiscopa\*

5,5x60cm / 2<sup>1</sup>/<sub>6</sub>"x24" rett



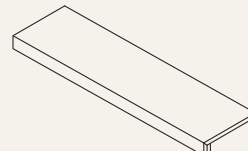
### gradino plus\*\*\*

35x120cm / 13<sup>3</sup>/<sub>4</sub>"x48" rett



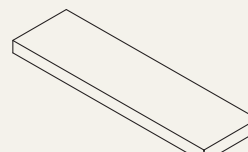
### angolo sx gradino plus\*\*\*

35x120cm / 13<sup>3</sup>/<sub>4</sub>"x48" rett



### angolo dx gradino plus\*\*\*

35x120cm / 13<sup>3</sup>/<sub>4</sub>"x48" rett



\* Ogni scatola di mosaico ABC contiene 4 pezzi di ognuna delle 3 geometrie A, B e C, per un totale di 12 pezzi.

Le geometrie A, B e C non sono vendibili singolarmente.

Each box of ABC mosaic contains 4 pieces of each of the 3 A, B, and C designs, for a total of 12 pieces.

The A, B, and C designs cannot be sold individually.

Chaque carton de mosaïque ABC contient 4 pièces de chacune des 3 géométries A, B et C, soit un total de 12 pièces.

Les géométries A, B et C ne peuvent être vendues séparément.

Jede Schachtel Mosaik ABC enthält jeweils 4 Stück der 3 Geometrien A, B und C, insgesamt 12 Stück.

Die Geometrien A, B und C sind nicht einzeln erhältlich.

\*\*Su richiesta

Upon request

Sur demande

auf Anfrage

## Mix & Match: Pigmenti e Bio Select

Alcuni abbinamenti suggeriti da Ferruccio Laviani / Some combinations suggested by Ferruccio Laviani /  
Quelques combinaisons recommandées par Ferruccio Laviani / Einige von Ferruccio Laviani empfohlene Kombinationen

---

LICHEN MOSS OCEAN BASALT MIST CHALK PUMICE MAUVE CANYON SUNSET HARVEST PELT


OAK VANILLA



OAK GINGER



OAK NATURAL



OAK CLOVES



WALNUT TOBACCO







wood

ABC



Golden Flame 20x180

Lea Ceramiche



# Bio Recover.





wood

ABC



Warm Cream 20x180



Lea Ceramiche



⊕ Golden Flame 20x180






Gres porcellanato  
Porcelain stoneware  
Grès cérame  
Feinsteinzeugs

ABC



| Stonalizzazione   | Resistenza<br>allo scivolamento  | Fuga minima<br>consigliata   |
|---|--|--|
| Shading / Denuançage /<br>Spielfarbig   | Slip resistance / Résistance au<br>glissement / Rutschfestigkeit   | Minimum suggested joint<br>Joint minimum conseillé<br>Empfohlene Fugenbreite   |
| ANSI A137.1   | DIN EN 16165 – Annex B R10<br>DIN EN 16165 – Annex A A+B<br>BCR-TORTUS $\mu >0,40$<br>ANSI A326.3 ID - DCOF $\geq$ 0.42 (Dry) - NAT<br>IW - DCOF $\geq$ 0.42 (Wet) - NAT<br>IW+ **   | RECT<br>2 mm (INDOOR)<br>NON RECT<br>3-4 mm Approx (INDOOR)<br>OUTDOOR<br>5-6 mm Approx (*)  |
|  |  |  |
|   | <p>**With the exception of areas characterized by a higher risk of slipping (such as public showers, indoor swimming pools, etc.).</p> <p>**à l'exception des zones caractérisées par un plus grand risque de glissade (comme les douches publiques, les piscines intérieures, etc.).</p> <p>**Ad eccezione delle zone caratterizzate da un maggior rischio di scivolamento (come docce pubbliche, piscine coperte, ecc.).</p> | <p>(*) Decisione a cura della Direzione Lavori / Codici di Posa Nazionali<br/>Decision by the Construction Manager / National Laying Standards<br/>Décision établie par la Direction des Travaux / Codes de Pose Nationaux Die<br/>Entscheidung wird von der Bauleitung / gemäß nationalen Vorschriften getroffen.</p> |

## Imballi

### Packing / Emballage / Verpackung

| Articolo   | Scatola  |        |     | Pallet         |      |       |                |         |
|------------|----------|--------|-----|----------------|------|-------|----------------|---------|
|            | cm       | inch   | pz. | m <sup>2</sup> | kg   | scat. | m <sup>2</sup> | kg      |
| Fondo      | 20x180   | 8"x71" | 3   | 1,08           | 25,5 | 48    | 51,8           | 1.224,0 |
| Fondo      | 20x121,5 | 8"x48" | 6   | 1,46           | 32,3 | 24    | 35,0           | 774,7   |
| Battiscopa | 10x60    | 4"x24" | 12  | 7,2 m.l.       | 16,0 | 56    | 403,2 m.l.     | 896,0   |

# Bio Recover.



Spessore / Thickness / Epaisseur / Stärke  
9,5mm (20x121,5) / 10,5mm (20x180)

**PROTECT**  
ANTIBATTERICO - ANTIMICROBIAL

## 2 Colori / Colors / Couleurs / Farben

Warm  
Cream



Golden  
Flame



## 2 Formati / Sizes / Formats / Formate

gres porcellanato



20x121,5cm\*  
8"x48"



20x180cm  
8"x72"

\*non rettificato / not rectified / non rectifié / ungeschliffen

## 1 Finitura / Finish / Surface / Oberfläche

NAT



residenziale  
résidentiel  
résidentiel  
Wohnbereiche



commerciale leggero  
light commercial  
commercial léger  
Leichte gewerbliche  
Anwendungen



commerciale intensivo  
intensive commercial  
commercial intensif  
Intensive gewerbliche  
Anwendungen

# 02c.

L'essenzialità di materiali come il cemento e la resina prende forma sulle superfici ceramiche attraverso texture e disegni avvolgenti. Il fascino dello stile industriale, così minimale e pulito, reinventa spazi domestici e architettura.

L'essentialité de matériaux tels que le ciment et la résine prend forme sur les surfaces céramiques grâce à des textures et des motifs enveloppants. Le charme du style industriel, si net et minimaliste, réinvente les espaces domestiques et l'architecture.

Essential materials such as concrete and resin take shape on ceramic surfaces through textures and enveloping designs. The charm of minimal, clean industrial style reinvents domestic spaces and architecture.

Die Essentialität von Materialien wie dem Zement und dem Harz nimmt durch faszinierende Strukturen und Designs auf den Keramikflächen Form an. Der Reiz des so minimalistischen und reinen Industriestils erfindet Wohnräume und die Architektur neu.



# Cement & Resin.



**Masterpiece.**  
design Ferruccio Laviani  
220 / 235



**Concreto and Zoom.**  
design Fabio Novembre  
236 / 255

cement & resin

ABC



WALL  
Piece Light 60x120

FLOOR  
Master Coal 120x120

Lea Ceramiche



# Masterpiece.

design Ferruccio Laviani





cement & resin

ABC



WALL  
Master Coal 120x120



FLOOR  
Piece Alpi 120x120

Lea Ceramiche





cement & resin

ABC



Master Sand 120x120

Lea Ceramiche





WALL  
Piece Siena 60x120

FLOOR  
Master Sand 120x120



cement & resin

ABC



WALL  
Pieve Siena 30x60 - 60x120



FLOOR  
Master White 120x120

Lea Ceramiche





WALL  
Piece Moka 120x120

FLOOR  
Master Brown 120x120



cement & resin

ABC



FLOOR  
Master Gray 120x120  
Master Brown 120x120

Lea Ceramiche



Piece Light 120x120





Piece Dark





WALL  
Piece Siena 30x60

FLOOR  
Piece Dark 120x120

Gres porcellanato  
Porcelain stoneware  
Grès cérame  
Feinsteinzeugs

**Stonalizzazione**      **Resistenza allo scivolamento**      **Fuga minima consigliata**

Shading / Denuançage /  
Spielfarbig

Slip resistance / Résistance au  
glissement / Rutschfestigkeit

Minimum suggested joint  
Joint minimum conseillé  
Empfohlene Fugenbreite

ANSI A137.1

DIN EN 16165 – Annex B      R10 (Nat) – R11 (Grip – Grip  
20mm)

RECT  
2 mm (INDOOR)



DIN EN 16165 – Annex A      A+B (Nat) – A+B+C (Grip –  
Grip 20mm)

OUTDOOR  
5 mm Approx (\*)

B.C.R. – TORTUS       $\mu > 0,40$

ANSI A326.3      ID – DCOF $\geq$ 0.42 P4 – GRIP  
IW – DCOF $\geq$ 0.42 (Wet) – NAT  
IW+ \*\* – NAT  
EW – (Grip – Grip 20mm)

(\*) Decisione a cura della Direzione Lavori / Codici di Posa Nazionali  
Decision by the Construction Manager / National Laying Standards  
Décision établie par la Direction des Travaux / Codes de Pose  
Nationaux Die Entscheidung wird von der Bauleitung / gemäß  
nationalen Vorschriften getroffen.

AS/NZS 4586      P4 – GRIP / P3 – NAT

BS EN 16165 – Annex C      PTV 36+wet (SI.96) – NAT  
Grip

\*\*With the exception of areas characterized by a higher risk of slipping (such as public showers,  
indoor swimming pools, etc.) for which an Grip surface is recommended.

\*\*à l'exception des zones caractérisées par un plus grand risque de glissade (comme les douches  
publiques, les piscines intérieures, etc.) pour lesquelles une surface antidérapante est recommandée.

\*\*Ad eccezione delle zone caratterizzate da un maggior rischio di scivolamento (come docce  
pubbliche, piscine coperte, ecc.) per le quali si consiglia una superficie Grip.

## Imballi

Packing / Emballage / Verpackung

| Articolo            | Scatola |                         | Pallet |                |      |       |                |         |
|---------------------|---------|-------------------------|--------|----------------|------|-------|----------------|---------|
|                     | cm      | inch                    | pz.    | m <sup>2</sup> | kg   | scat. | m <sup>2</sup> | kg      |
| Fondo               | 120x120 | 48"x48"                 | 1      | 1,44           | 31,8 | 32    | 46,1           | 1017,6  |
| Fondo               | 60x120  | 24"x48"                 | 2      | 1,44           | 31,8 | 36    | 51,8           | 1.144,8 |
| Fondo               | 60x60   | 24"x24"                 | 4      | 1,44           | 31,8 | 32    | 46,1           | 1.017,6 |
| Fondo               | 30x60   | 12"x24"                 | 9      | 1,62           | 35,0 | 32    | 51,8           | 1.120,0 |
| Mosaico 36          | 30x30   | 12"x12"                 | 5      | 0,45           | 9,3  | 60    | 27,0           | 558,0   |
| Mosaico Chip        | 30x30   | 12"x12"                 | 5      | 0,45           | 9,3  | 60    | 27,0           | 558,0   |
| Battiscopa          | 5,5x60  | 2"x24"                  | 12     | 7,2 m.l        | 8,5  | 50    | 360 m.l.       | 426,0   |
| Gradino plus        | 35x120  | 13 <sup>3/4</sup> "x48" | 2      | 0,84           | 34,0 | 12    | 10,1           | 408,0   |
| Angolo gradino plus | 35x120  | 13 <sup>3/4</sup> "x48" | 1      | 0,42           | 17,0 | 24    | 10,1           | 408,0   |
| Fondo (20mm)        | 60x120  | 24"x48"                 | 1      | 0,72           | 32,5 | 36    | 25,9           | 1.170,0 |

## 2 Finiture / Finishes / Surfaces / Oberfläche

### NAT



residenziale  
residential  
résidentiel  
Wohnbereiche



commerciale leggero  
light commercial  
commercial léger  
Leichte gewerbliche  
Anwendungen



commerciale intensivo  
intensive commercial  
commercial intensif  
Intensive gewerbliche  
Anwendungen

### GRIP



esterno  
outdoor  
extérieur  
Außenbereiche



# Masterpiece.



design Ferruccio Laviani

Esplora Masterpiece su [real.leaceramiche.com](http://real.leaceramiche.com)  
Explore Masterpiece on [real.leaceramiche.com](http://real.leaceramiche.com)



**PR( )TECT**  
ANTIBATTERICO - ANTIMICROBIAL

Spessore / Thickness / Epaisseur / Stärke  
9mm

## 10 Colori / Colors / Couleurs / Farben


## Awards



### Master



SUSTAINABILITY  
MENTION

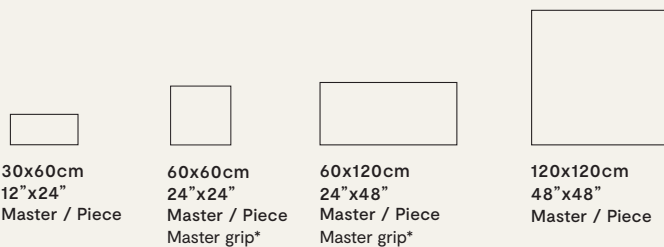


### Piece



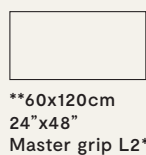
## 4 Formati / Sizes / Formats / Formate <sup>LR<sup>T</sup></sup>

gres porcellanato



Spessore / Thickness / Epaisseur / Stärke  
20mm

L2 - 20mm



\* Escluso Master Brown - Except Master Brown

\*\* Protezione antibatterica non presente  
No antimicrobial protection






## Mosaici

Mosaics / Mosaiques / Mosaik


## Pezzi speciali

Trims / Pièces spéciales / Formstücke

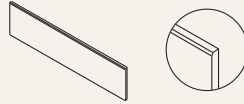
**MOSAICO 36**  
30x30cm / 12"x12"  
MASTER



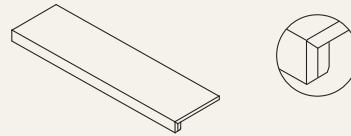
**MOSAICO CHIP**  
30x30cm / 12"x12"  
PIECE



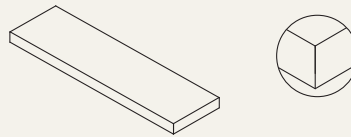
**battiscopa\***  
5,5x60cm / 2"x24" rett



**gradino plus\*\***  
35x120cm / 13<sup>3/4</sup>"x48" rett



**angolo dx / sx gradino plus\*\***  
35x120cm / 13<sup>3/4</sup>"x48" rett



*SUPERFICI CERAMICHE PIÙ LISCE E GRADEVOLI AL TATTO, CON ELEVATI STANDARD DI RESISTENZA ALLO SCIVOLAMENTO.*

*SMOOTHER CERAMIC SURFACES THAT ARE MORE PLEASING TO THE TOUCH, WITH HIGH STANDARDS OF SLIP RESISTANCE.*

*SURFACES EN CÉRAMIQUE PLUS LISSSES ET PLUS AGRÉABLES AU TOUCHER, AVEC UN HAUT NIVEAU DE RÉSISTANCE AU GLISSEMENT.*

*BESONDERS GLATTE, SICH ANGENEHM ANFÜHLENDE KERAMIKBELÄGE MIT HOHER RUTSCHFESTIGKEIT.*



**1. MORBIDA AL TATTO E RUVIDITÀ MINIMA**  
Soft to the touch and smoother  
Douce au toucher et rugosité minimale  
Weiche Haptik und geringste Rauheit



**2. RESISTENZA ALLO SCIVOLAMENTO GARANTITA - R10**  
Guaranteed slip resistance - R10  
Résistance au glissement garantie - R10  
Garantiert rutschfest - R10




**3. IGIENICA E FACILE DA PULIRE**  
Hygienic and easy to clean  
Hygiénique et facile à nettoyer  
Hygienisch und leicht zu reinigen



**Safetouch**  
Soft and safe surfaces  
Nat

## Mix & Match: Pigmenti e Masterpiece

Alcuni abbinamenti suggeriti da Ferruccio Laviani / Some combinations suggested by Ferruccio Laviani /  
 Quelques combinaisons recommandées par Ferruccio Laviani / Einige von Ferruccio Laviani empfohlene Kombinationen





⌚  
RECEPTION DESK  
Concrete Rust

⌚  
WALL  
Foam Medium 120x260  
Dark 120x260

⌚  
FLOOR  
Concrete Medium 120x260



# Concreto and Zoom.

design Fabio Novembre





Ⓢ WALL  
Concrete Medium 120x260  
Concrete Extra Light 120x260

Ⓢ FLOOR  
Concrete Extra Light 120x120









cement & resin

ABC



Concreto Medium

Lea Ceramiche





Zoom Mix 20



↻  
COUNTER  
Concrete Rust

↻  
WALL  
Concrete Rust 120x260

↻  
FLOOR  
Tide Medium 120x260







cement & resin

ABC

iii



WALL  
Dark 120x260  
Concrete Light 60x120



FLOOR  
Concrete Dark 120x120



↻ Concreto Light 60x120



cement & resin

ABC



WALL

Concrete Extralight 120x260



EXTERNAL FLOOR

Concrete Medium L2 90x90 grip



FLOOR

Concrete Medium 90x90 nat

Lea Ceramiche





# Concrete and Zoom.

design Fabio Novembre



Spessore / Thickness / Epaisseur / Stärke  
6mm

**PR( )TECT**  
ANTIBATTERICO - ANTIMICROBIAL


5 Colori / Colors / Couleurs / Farben

**Award**


Concrete  
Extra Light




Concrete  
Light




Concrete  
Medium



Concrete  
Dark



Concrete  
Rust



3 Formati / Sizes / Formats / Formate <sup>LR<sup>T</sup></sup>


**S**LIMTECH



60x120cm  
24"x48"  
nat



\*120x120cm  
48"x48"  
nat



120x260cm  
48"x102"  
nat



\* Disponibile in **Slimtech 6plus**  
rinforzato con fibra di vetro

Available in **Slimtech 6plus**  
reinforced with fibreglass

1 Finitura / Finish / Surface / Oberfläche

**NAT**



residenziale  
residential  
résidentiel  
Wohnbereiche



commerciale leggero  
light commercial  
commercial léger  
Leichte gewerbliche  
Anwendungen



commerciale intensivo  
intensive commercial  
commercial intensif  
Intensive gewerbliche  
Anwendungen





Esplora Concreto and Zoom su [real.leaceramiche.com](http://real.leaceramiche.com)  
Explore Concreto and Zoom on [real.leaceramiche.com](http://real.leaceramiche.com)



Spessore / Thickness / Epaisseur / Stärke  
9,5mm


**PROTECT**  
ANTIBATTERICO - ANTIMICROBIAL

## 4 Colori / Colors / Couleurs / Farben


Concreto  
Extra Light




Concreto  
Light



Concreto  
Medium



Concreto  
Dark



## 4 Formati / Sizes / Formats / Formate <sup>LR<sup>T</sup></sup>

gres porcellanato



30x60cm  
12"x24"  
nat / lapp



60x60cm  
24"x24"  
nat / lapp



45x90cm  
18"x36"  
nat / lapp



90x90cm  
36"x36"  
nat / lapp

Spessore / Thickness / Epaisseur / Stärke  
20mm

L2 - 20mm



90x90cm\*  
36"x36"  
grip

## 3 Finiture / Finishes / Surfaces / Oberfläche

**NAT**



residenziale  
residential  
résidentiel  
Wohnbereiche



commerciale leggero  
light commercial  
commercial léger  
Leichte gewerbliche  
Anwendungen



commerciale intensivo  
intensive commercial  
commercial intensif  
Intensive gewerbliche  
Anwendungen

**LAPP**



residenziale  
residential  
résidentiel  
Wohnbereiche



commerciale leggero  
light commercial  
commercial léger  
Leichte gewerbliche  
Anwendungen



commerciale intensivo  
intensive commercial  
commercial intensif  
Intensive gewerbliche  
Anwendungen

**GRIP**



esterno  
outdoor  
extérieur  
Außenbereiche

\* Protezione antibatterica non presente  
No antimicrobial protection




## Varianti

Variations / Variantes / Varianten


### Foam

Concreto Medium




### Tide

Concreto Medium




## Formati <sup>RT1</sup>

Sizes / Formats / Formate



120x120cm  
48"x48"



120x260cm  
48"x102"




# Decori

Decors / Decors / Dekore

## Drops Gold\*


Concreto Extra Light



Concreto Light




Concreto Medium




## Formati <sup>RT1</sup>

Sizes / Formats / Formate




60x120cm 120x120cm  
24"x48" 48"x48"



120x260cm  
48"x102"

**\*A pavimento: solo per ambienti residenziali**  
Floor coverings: just in residential spaces  
Au sol: pour les environnements résidentiels uniquement  
Auf dem Boden: nur für Wohnumgebungen

Concreto Dark



Concreto Rust






## Zoom

### Zoom Mix

ABC




#### Zoom Mix 60



60x60cm  
24"x24"

#### Zoom Mix 20



20x20cm  
8"x8"

### Formati Zoom mix <sup>RT</sup>

Sizes / Formats / Formate



60x60cm  
24"x24"

Zoom Mix 60



20x20cm  
8"x8"

Zoom Mix 20

Zoom Mix 20 è composto da 16 grafiche differenti da miscelare. Il mix visualizzato non è vincolante, se ne consiglia la posa random.

Zoom Mix 60 è composto da 16 grafiche differenti da miscelare. Il mix visualizzato non è vincolante, se ne consiglia la posa random. Il packaging prevede colli da 4 pezzi con grafiche casuali: si consiglia di prevedere l'acquisto di una piccola % di materiale in più rispetto allo standard per favorire una migliore composizione delle grafiche nella fase di posa.

Zoom Mix 20 is composed of 16 different patterns designed to be mixed together. The displayed mix is not obligatory; we recommend random installation.

Zoom Mix 60 is composed of 16 different patterns designed to be mixed together. The displayed mix is not obligatory; we recommend random installation. The packaging includes packages of 4 pcs with random patterns: we recommend that you purchase a small percentage of extra material to facilitate the composition of the patterns in the installation stage.

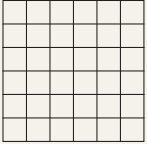
## Mosaici

Mosaics / Mosaïques / Mosaik

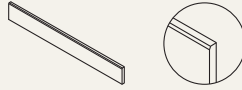
## Pezzi speciali

Trims / Pièces spéciales / Formstücke

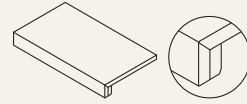
**MOSAICO 36**  
30x30cm / 12"x12"  
nat / lapp



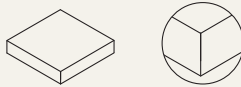
**battiscopa**  
5,5x60cm / 2<sup>11/64</sup>"x24" rett  
nat / lapp



**gradino plus\***  
35x60cm / 13<sup>3/4</sup>"x24" rett  
nat / lapp / grip




**angolo gradino sx/dx plus\***  
35x35cm / 13<sup>3/4</sup>"x13<sup>3/4</sup>" rett  
nat / lapp / grip



\*Su richiesta  
Upon request  
Sur demande  
auf Anfrage

## Mix & Match: Pigmenti e Concreto


Alcuni abbinamenti suggeriti da Ferruccio Laviani / Some combinations suggested by Ferruccio Laviani /  
Quelques combinaisons recommandées par Ferruccio Laviani / Einige von Ferruccio Laviani empfohlene Kombinationen





Gres porcellanato laminato  
Laminated porcelain stoneware  
Grès cérame laminé  
Laminiertes Feinsteinzeug



| Stonalizzazione  | Resistenza<br>allo scivolamento  | Fuga minima<br>consigliata   |
|--|--|--|
| Shading / Denuançage /<br>Spielfarbig  | Slip resistance / Résistance au glissement /<br>Rutschfestigkeit                                   | Minimum suggested joint /<br>Joint minimum conseillé /<br>Empfohlene Fugenbreite |
| ANSI A137.3  | DIN EN 16165 – Annex B R10   | Posa a Parete / Wall / Mur / Wand<br>1 mm (INDOOR)                               |
|  V3 | BCR-TORTUS $\mu > 0,40$  | Posa a Pavimento / Floor / Sol / Boden<br>2 mm (INDOOR)                          |
|  | ANSI A326.3 ID - DCOF $\geq$ 0.42 (Dry) - NAT<br>IW - DCOF $\geq$ 0.42 (Wet) - NAT<br>IW+ ** - NAT | OUTDOOR<br>Vedi Manuale Tecnico Slimtech /<br>See Slimtech Technical Manual      |



\*\*With the exception of areas characterized by a higher risk of slipping (such as public showers, indoor swimming pools, etc.)

\*\*à l'exception des zones caractérisées par un plus grand risque de glissade (comme les douches publiques, les piscines intérieures, etc.)


\*\*Ad eccezione delle zone caratterizzate da un maggior rischio di scivolamento (come docce pubbliche, piscine coperte, ecc.)

## Imballi

### Packing / Emballage / Verpackung

| Articolo  | Scatola |          |     | Pallet |      |       |      |       |
|---|---------|----------|-----|--------|------|-------|------|-------|
|   | cm      | inch     | pz. | mq     | kg   | scat. | mq   | kg    |
|  Fondo       | 120x260 | 48"x102" | 1   | 3,12   | 44,0 | 18    | 56,2 | 792,0 |
| Fondo   | 120x120 | 48"x48"  | 2   | 2,88   | 40,6 | 24    | 69,1 | 974,4 |
| Fondo   | 60x120  | 24"x48"  | 3   | 2,16   | 30,3 | 16    | 34,6 | 484,8 |
| Decoro Drops Gold   | 120x260 | 48"x102" | 1   | 3,12   | 44,0 | 18    | 56,2 | 792,0 |
| Decoro Drops Gold   | 120x120 | 48"x48"  | 2   | 2,88   | 40,6 | 24    | 69,1 | 974,4 |
| Decoro Drops Gold   | 60x120  | 24"x48"  | 3   | 2,16   | 30,3 | 32    | 69,1 | 968,0 |
|  Fondo 6plus | 120x120 | 48"x48"  | 2   | 2,88   | 41,2 | 24    | 69,1 | 988,8 |



| Stonalizzazione   | Resistenza<br>allo scivolamento  | Fuga minima<br>consigliata   |
|---|--|--|
| Shading / Denuançage /<br>Spielfarbig   | Slip resistance / Résistance au<br>glissement / Rutschfestigkeit   | Minimum suggested joint<br>Joint minimum conseillé<br>Empfohlene Fugenbreite |
| ANSI A137.1   | DIN EN 16165 – Annex B R10 (Nat)<br>R11 (20mm)   | RECT<br>2 mm (INDOOR)  |
|  | DIN EN 16165 – Annex A A+B (Nat)<br>A+B+C (20mm)   | OUTDOOR<br>5 mm Approx (*)   |
|   | BCR-TORTUS $\mu > 0,40$ (Nat – 20mm)   |  |
|   | ANSI A326.3 ID - DCOF $\geq$ 0.42 (Dry) (Nat, Lap)<br>IW - DCOF $\geq$ 0.42 (Wet) (Nat, Lap)<br>IW+ ** (Nat)<br>EW (Grip 20mm) |  |
|   | AS/NZS 4586 P3 (Nat)<br>P4 (20mm)  |  |
|   | BS EN 16165 – Annex C PTV 36+ WET (SI.96) (Nat)<br>PTV 36+ WET (SI.96 – SI.55)<br>(20mm)                                       |  |

(\*) Decisione a cura della Direzione Lavori / Codici di Posa Nazionali  
Decision by the Construction Manager / National Laying Standards  
Décision établie par la Direction des Travaux / Codes de Pose  
Nationaux Die Entscheidung wird von der Bauleitung / gemäß  
nationalen Vorschriften getroffen.



\*\*With the exception of areas characterized by a higher risk of slipping (such as public showers,  
indoor swimming pools, etc.) for which an Grip surface is recommended.

\*\*à l'exception des zones caractérisées par un plus grand risque de glissade (comme les douches  
publiques, les piscines intérieures, etc.) pour lesquelles une surface antidérapante est recommandée.

\*\*Ad eccezione delle zone caratterizzate da un maggior rischio di scivolamento (come docce  
pubbliche, piscine coperte, ecc.) per le quali si consiglia una superficie Grip.

## Imballi

### Packing / Emballage / Verpackung

| Articolo  | Scatola |   |     | Pallet   |      |       |          |         |
|---|---------|---|-----|----------|------|-------|----------|---------|
|   | cm      | inch                                    | pz. | mq       | kg   | scat. | mq       | kg      |
|  Fondo     | 30x60   | 12"x24"                                 | 8   | 1,44     | 31,8 | 32    | 46,1     | 1.017,6 |
| Fondo   | 60x60   | 24"x24"                                 | 4   | 1,44     | 31,8 | 32    | 46,1     | 1.017,6 |
| Fondo   | 90x90   | 36"x36"                                 | 2   | 1,62     | 33,6 | 25    | 40,5     | 840,0   |
| Fondo   | 45x90   | 18"x36"                                 | 3   | 1,22     | 25,2 | 32    | 38,9     | 806,4   |
| Zoom Mix 60   | 60x60   | 24"x24"                                 | 4   | 1,44     | 31,8 | 32    | 46,1     | 1.017,6 |
| Zoom Mix 20   | 20x20   | 8"x8"                                   | 23  | 0,92     | 20,7 | 45    | 41,4     | 931,5   |
| Mosaico 36  | 30x30   | 12"x12"                                 | 5   | 0,45     | 9,5  | 60    | 27,0     | 570,0   |
| Battiscopa  | 5,5x60  | 2 <sup>11/64</sup> "x24"                | 12  | 7,2 m.l. | 8,5  | 50    | 360 m.l. | 426,0   |
| Gradino plus  | 35x60   | 13 <sup>3/4</sup> "x24"                 | 4   | 0,84     | 20,1 | 16    | 13,4     | 322,2   |
| Angolo gradino plus   | 35x35   | 13 <sup>3/4</sup> "x13 <sup>3/4</sup> " | 2   | 0,25     | 7,6  | 36    | 8,8      | 273,6   |
|  L2 (20mm) | 90x90   | 36"x36"                                 | 1   | 0,81     | 37,3 | 30    | 24,3     | 1.119,0 |

# 02b.

**La memoria delle essenze marmoree, con la monumentale bellezza delle venature, prende vita attraverso le superfici ceramiche e restituisce una nuova materia dal forte valore espressivo ed emozionale.**

**La mémoire des types de marbres, avec la beauté monumentale des marbrures, prend vie grâce aux surfaces céramiques et redonne un nouveau matériau à forte valeur expressive et émotionnelle.**

**The memory of marble essences with the monumental beauty of grains comes to life through ceramic surfaces and results in a new material with a strong expressive and emotional value.**

**Die Erinnerung an die Marmorsorten mit der unbeschreiblichen Schönheit der Maserungen erwacht durch die Keramikflächen zu neuem Leben und gibt ein sehr ausdrucksstarkes und emotionales Material zurück.**



# Marble.

⊕**Synesthesia.**  
258 / 273

⊕**Delight.**  
274 / 289

⊕**Dreaming.**  
290 / 297

marble

ABC

iii

Ⓢ WALL Chain Pure Statuario Lev 120x278

Ⓢ FLOOR Pure Statuario lev 120x120

Lea Ceramiche

# Synesthesia.





Calacatta Emerald smooth





WALL  
Calacatta Emerald 120x278 lev

FLOOR  
Calacatta Emerald 60x120 lev



marble

ABC

iii

⊕  
WALL  
Gray Marble 120x278 lev

⊕  
FLOOR  
Gray Marble 120x120 lev

Lea Ceramiche





marble

ABC

iii



Lea Ceramiche





Smooth



Lev



marble

ABC



WALL  
Chain Golden Borg 120x278 lev



FLOOR  
Golden Borg 120x120 lev


Lea Ceramiche







Golden Borg 120x278 lev / smooth

Gres porcellanato laminato  
Laminated porcelain stoneware  
Grès cérame laminé  
Laminiertes Feinsteinzeug

| Stonalizzazione   | Resistenza<br>allo scivolamento                                  | Fuga minima<br>consigliata   |
|---|--|--|
| Shading / Denuançage /<br>Spielfarbig   | Slip resistance / Résistance au glissement /<br>Rutschfestigkeit | Minimum suggested joint /<br>Joint minimum conseillé /<br>Empfohlene Fugenbreite |
| ANSI A137.3   | ANSI A326.3 ID - DCOF $\geq$ 0.42 (DRY)<br>LEV - SMOOTH          | Posa a Parete / Wall / Mur / Wand<br>1 mm (INDOOR)                               |
|  |  | Posa a Pavimento / Floor / Sol / Boden<br>2 mm (INDOOR)                          |
|   |  | OUTDOOR<br>Vedi Manuale Tecnico Slimtech /<br>See Slimtech Technical Manual      |

## Imballi

### Packing / Emballage / Verpackung

| Articolo   | Scatola |          |     | Pallet |      |       |      |       |
|--|---------|----------|-----|--------|------|-------|------|-------|
|  | cm      | inch     | pz. | mq     | kg   | scat. | mq   | kg    |
|  Fondo       | 60x120  | 24"x48"  | 3   | 2,16   | 30,3 | 16    | 34,6 | 484,8 |
| Fondo  | 120x120 | 48"x48"  | 2   | 2,88   | 39,8 | 24    | 69,1 | 955,2 |
| Butterfly - Chain  | 120x278 | 48"x109" | 1   | 3,34   | 47,0 | 18    | 60,0 | 846,0 |
| Fondo  | 120x278 | 48"x109" | 1   | 3,34   | 47,0 | 18    | 60,0 | 846,0 |
|  Fondo 6plus | 120x120 | 48"x48"  | 2   | 2,88   | 41,2 | 24    | 69,1 | 988,8 |



# Synesthesia.



Esplora Synesthesia su [real.leaceramiche.com](http://real.leaceramiche.com)  
Explore Synesthesia on [real.leaceramiche.com](http://real.leaceramiche.com)

Spessore / Thickness / Epaisseur / Stärke  
6mm


**PROTECT**  
ANTIBATTERICO - ANTIMICROBIAL

## 4 Colori / Colors / Couleurs / Farben


Golden  
Borg




Calacatta  
Emerald



Gray  
Marble



Pure  
Statuario



## 3 Formati / Sizes / Formats / Formate <sup>LR<sup>T</sup></sup>


**LIMTECH**



60x120cm  
24"x48"  
lev / smooth



\*120x120cm  
48"x48"  
lev / smooth



120x278cm  
48"x109"  
lev / smooth



\* 120x120 finitura lev disponibile  
anche in **Slimtech 6plus**  
rinforzato con fibra di vetro

120x120 lev finish also available  
in **Slimtech 6plus** reinforced  
with fibreglass

## 2 Finiture / Finishes / Surfaces / Oberfläche

### LEV



residenziale  
residential  
résidentiel  
Wohnbereiche



commerciale leggero  
light commercial  
commercial léger  
Leichte gewerbliche  
Anwendungen

### SMOOTH



residenziale  
residential  
résidentiel  
Wohnbereiche



commerciale leggero  
light commercial  
commercial léger  
Leichte gewerbliche  
Anwendungen




## Decori


Decors / Decors / Dekore

### Chain 120x278cm 48"x109"

Golden Borg Lev A




Golden Borg Lev B



Golden Borg Lev C




Golden Borg Lev D



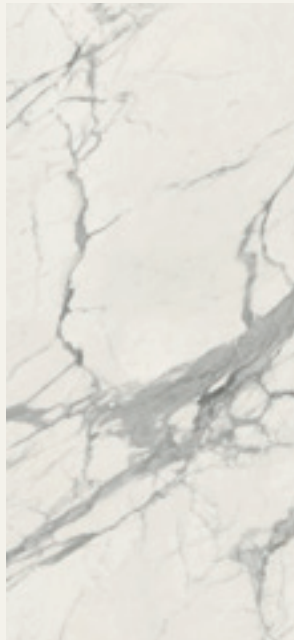
Pure Statuario Lev A



Pure Statuario Lev B



Pure Statuario Lev C



Pure Statuario Lev D



L'immagine è puramente indicativa. La grafica di CHAIN può presentare discontinuità di vena nel passaggio tra le lastre, al pari del materiale naturale. Eventuali differenze fino a 1,5 cm sono dunque da considerarsi caratteristica del prodotto.

The picture is purely illustrative. The graphic design of CHAIN may result in discontinuities in the veining between panels, as with the natural material. Discontinuities of up to 1.5 cm are not defects, but are characteristic of the product.

L'image n'est donnée qu'à titre indicatif. Le graphisme de CHAIN peut présenter une discontinuité du veinage dans le passage entre les dalles, tout comme le matériau naturel. Toute différence jusqu'à 1,5 cm doit donc être considérée comme une caractéristique du produit.

Die Abbildung ist rein indikativ. Die Grafik CHAIN kann wie beim natürlichen Material Maserungs-Diskontinuitäten beim Übergang zwischen den Platten aufweisen. Eventuelle Unterschiede bis zu 1,5 cm gelten daher als produkttypisch.

|   |   |   |   |
|---|---|---|---|
| A | B | C | D |
|---|---|---|---|

Acquistabile solo a composizione completa. / Can only be purchased as a complete composition. / Cette composition ne peut être vendue séparément, mais en un ensemble unique. / Nur in voller Zusammensetzung erhältlich.







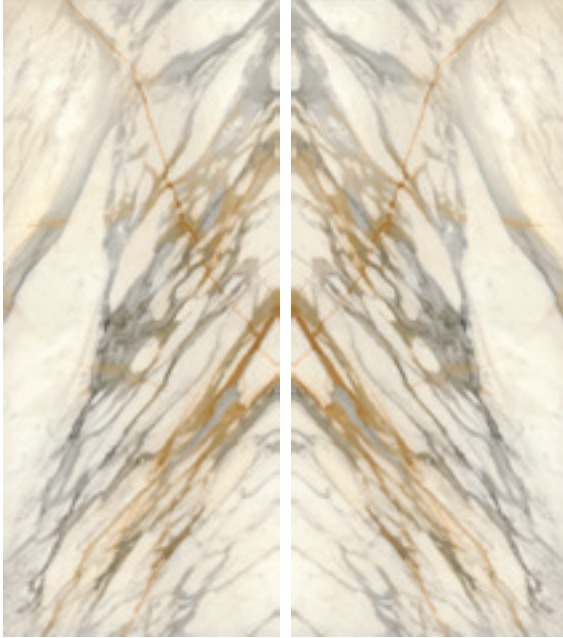
## Decori

Decors / Decors / Dekore

### Butterfly 120x278cm 48"x109"

Golden Borg Lev A

Golden Borg Lev B



L'immagine è puramente indicativa. La grafica di BUTTERFLY può presentare discontinuità di vena nel passaggio tra le lastre, al pari del materiale naturale. Eventuali differenze fino a 1,5 cm sono dunque da considerarsi caratteristica del prodotto.

The picture is purely illustrative. The graphic design of BUTTERFLY may result in discontinuities in the veining between panels, as with the natural material. Discontinuities of up to 1.5 cm are not defects, but are characteristic of the product.

L'image n'est donnée qu'à titre indicatif. Le graphisme de BUTTERFLY peut présenter une discontinuité du veinage dans le passage entre les dalles, tout comme le matériau naturel. Toute différence jusqu'à 1,5 cm doit donc être considérée comme une caractéristique du produit.

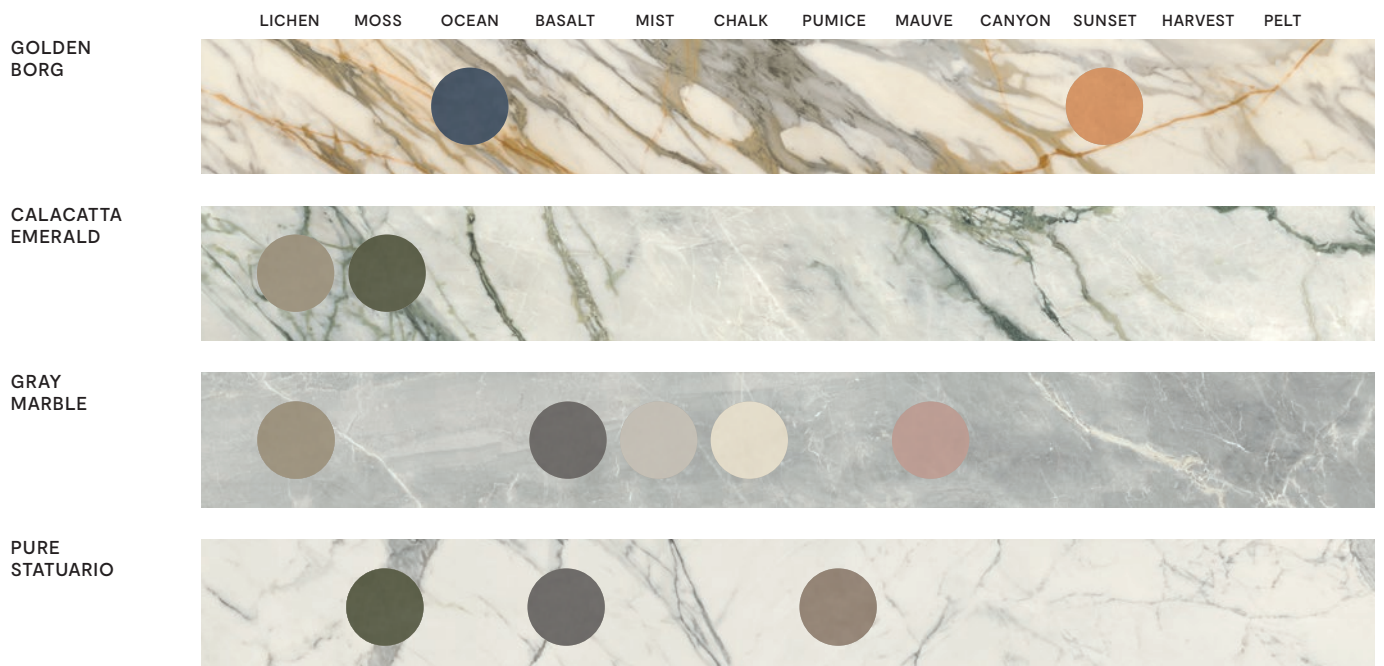
Die Abbildung ist rein indikativ. Die Grafik BUTTERFLY kann wie beim natürlichen Material Maserungs-Diskontinuitäten beim Übergang zwischen den Platten aufweisen. Eventuelle Unterschiede bis zu 1,5 cm gelten daher als produkttypisch.



## Mix & Match: Pigmenti e Synesthesia

Alcuni abbinamenti suggeriti da Ferruccio Laviani / Some combinations suggested by Ferruccio Laviani /

Quelques combinaisons recommandées par Ferruccio Laviani / Einige von Ferruccio Laviani empfohlene Kombinationen





WALL  
Butterfly Golden Borg 120x278 lev




FLOOR  
Golden Borg 120x120 lev



marble

ABC



SHOWER  
Mosaico 36  
Marquina Nero lux

WALL  
Marquina Nero 60x120 lux

FLOOR  
Marquina Nero 60x60 lux



Lea Ceramiche



# Delight.



marble

ABC

iii



WALL

Butterfly Calacatta Oro 120x260 lev



FLOOR

Calacatta Oro 120x120 nat

Lea Ceramiche

Ⓢ  
TABLE  
Calacatta Oro 120x260 touch

Ⓢ  
FLOOR  
Calacatta Oro 90x90 nat





DESK  
Marquina Nero lev

WALL  
Butterfly Venato Bianco  
120x260 lev

FLOOR  
Venato Bianco 120x260 touch





marble

ABC

iii



WALL  
Invisible Light 12 x 260 rev



FLOOR  
Invisible Light 60x120 lux







WALL

Invisible Light 120x260 touch



FLOOR

Invisible Light 120x120 touch

# Delight.



Spessore / Thickness / Epaisseur / Stärke  
6mm


**PR( )TECT**  
ANTIBATTERICO - ANTIMICROBIAL

ABC




## 4 Colori / Colors / Couleurs / Farben

Calacatta  
Oro




Venato  
Bianco



Invisible  
Light



Marquina  
Nero



## 3 Formati / Sizes / Formats / Formate <sup>LR<sup>T</sup></sup>


**SLIMTECH**



60x120cm  
24"x48"  
nat\* / lev / touch



\*\*120x120cm  
48"x48"  
nat\* / lev / touch



120x260cm  
48"x102"  
nat\* / lev / touch



\* 120x120 finitura lev disponibile  
anche in **Slimtech 6plus**  
rinforzato con fibra di vetro

120x120 lev finish also available  
in **Slimtech 6plus** reinforced  
with fibreglass



\*colore disponibile: / available color: / couleur disponible: / Farbe erhältlich:  
Calacatta Oro

## 3 Finiture / Finishes / Surfaces / Oberfläche

### NAT



residenziale  
residential  
résidentiel  
Wohnbereiche



commerciale leggero  
light commercial  
commercial léger  
Leichte gewerbliche  
Anwendungen



commerciale intensivo  
intensive commercial  
commercial intensif  
Intensive gewerbliche  
Anwendungen

### LEV



residenziale  
residential  
résidentiel  
Wohnbereiche



commerciale leggero  
light commercial  
commercial léger  
Leichte gewerbliche  
Anwendungen

### TOUCH<sup>\*\*\*</sup>



residenziale  
residential  
résidentiel  
Wohnbereiche

\*\*\* Stoccare i prodotti in un luogo asciutto e al riparo da agenti atmosferici.  
Store the products in a dry place, protected from the effects of the weather.  
Stocker les produits dans un endroit sec à l'abri des agents atmosphériques.  
Die Produkte müssen an einem trockenen und vor Witterungseinflüssen  
geschützten Ort gelagert werden.



Esplora Delight su real.leaceramiche.com  
Explore Delight on real.leaceramiche.com

Spessore / Thickness / Epaisseur / Stärke  
9,5mm

**PR( )TECT**  
ANTIBATTERICO - ANTIMICROBIAL

## 4 Colori / Colors / Couleurs / Farben

Calacatta  
Oro




Venato  
Bianco



Invisibile  
Light



Marquina  
Nero



## 4 Formati / Sizes / Formats / Formate <sup>LR<sup>T</sup></sup>

gres porcellanato



30x60cm  
12"x24"  
nat\* / lux



60x60cm  
24"x24"  
nat\* / lux



60x120cm  
24"x48"  
nat\* / lux



90x90cm  
36"x36"  
nat\*

88x88cm  
34<sup>5</sup>/<sub>8</sub>"x34<sup>5</sup>/<sub>8</sub>"  
lux\*

\*colore disponibile: / available color: / couleur disponible: / Farbe erhältlich:  
Calacatta Oro

## 2 Finiture / Finishes / Surfaces / Oberfläche

### NAT



residenziale  
residential  
résidentiel  
Wohnbereiche



commerciale leggero  
light commercial  
commercial léger  
Leichte gewerbliche  
Anwendungen



commerciale intensivo  
intensive commercial  
commercial intensif  
Intensive gewerbliche  
Anwendungen

### LUX



residenziale  
residential  
résidentiel  
Wohnbereiche



commerciale leggero  
light commercial  
commercial léger  
Leichte gewerbliche  
Anwendungen



marble

ABC

iii



WALL  
Chain Calacatta Oro 120x260 lev



FLOOR  
Calacatta Oro 120x120 lev



Lea Ceramiche




## Decori

Decors / Decors / Dekore

### Chain 120x260cm 48"x102"


Calacatta Oro Lev A



Calacatta Oro Lev B



Calacatta Oro Lev C



Calacatta Oro Lev D



Acquistabile solo a composizione completa. / Can only be purchased as a complete composition. / Cette composition ne peut être vendue séparément, mais en un ensemble unique. / Nur in voller Zusammensetzung erhältlich.

|   |   |   |   |
|---|---|---|---|
| A | B | C | D |
|---|---|---|---|

### Butterfly 120x260cm 48"x102"

Calacatta Oro Lev A



Calacatta Oro Lev B



Venato Bianco Lev A



Venato Bianco Lev B



L'immagine è puramente indicativa. La grafica di CHAIN e BUTTERFLY può presentare discontinuità di vena nel passaggio tra le lastre, al pari del materiale naturale. Eventuali differenze fino a 1,5 cm sono dunque da considerarsi caratteristica del prodotto.

The picture is purely illustrative. The graphic design of CHAIN and BUTTERFLY may result in discontinuities in the veining between panels, as with the natural material. Discontinuities of up to 1.5 cm are not defects, but are characteristic of the product.

L'image n'est donnée qu'à titre indicatif. Le graphisme de CHAIN et BUTTERFLY peut présenter une discontinuité du veinage dans le passage entre les dalles, tout comme le matériau naturel. Toute différence jusqu'à 1,5 cm doit donc être considérée comme une caractéristique du produit.

Die Abbildung ist rein indikativ. Die Grafik CHAIN und BUTTERFLY kann wie beim natürlichen Material Maserungs-Diskontinuitäten beim Übergang zwischen den Platten aufweisen. Eventuelle Unterschiede bis zu 1,5 cm gelten daher als produkttypisch.

|   |   |
|---|---|
| A | B |
|---|---|



## Decori

Decors / Articles / Dekore

## Mosaici

Mosaics / Mosaïques / Mosaik

ABC



### JOY

Calacatta Oro  
30x60cm / 12"x24"  
lux




### CHIC

Calacatta Oro  
30x60cm / 12"x24"  
lux



### MOSAICO 36

Calacatta Oro  
30x30cm / 12"x12"  
nat / lux



### MOSAICO CODE

Mar\_Cal  
30x30cm / 12"x12"  
lux




Venato Bianco  
30x60cm / 12"x24"  
lux



Venato Bianco  
30x60cm / 12"x24"  
lux



Venato Bianco  
30x30cm / 12"x12"  
lux



Mar\_Ven  
30x30cm / 12"x12"  
lux




Invisible Light  
30x60cm / 12"x24"  
lux




Invisible Light  
30x60cm / 12"x24"  
lux



Invisible Light  
30x30cm / 12"x12"  
lux




Marquina Nero  
30x60cm / 12"x24"  
lux



Marquina Nero  
30x60cm / 12"x24"  
lux




Marquina Nero  
30x30cm / 12"x12"  
lux





## Mix & Match: Pigmenti e Delight

Alcuni abbinamenti suggeriti da Ferruccio Laviani / Some combinations suggested by Ferruccio Laviani /  
 Quelques combinaisons recommandées par Ferruccio Laviani / Einige von Ferruccio Laviani empfohlene Kombinationen




Gres porcellanato laminato  
Laminated porcelain stoneware  
Grès cérame laminé  
Laminiertes Feinsteinzeug





ABC



| Stonalizzazione   | Resistenza<br>allo scivolamento   | Fuga minima<br>consigliata   |
|---|---|--|
| Shading / Denuançage /<br>Spielfarbig   | Slip resistance / Résistance au glissement /<br>Rutschfestigkeit  | Minimum suggested joint /<br>Joint minimum conseillé /<br>Empfohlene Fugenbreite |
| ANSI A137.3   | DIN EN 16165 – Annex B R9 (Nat)   | Posa a Parete / Wall / Mur / Wand<br>1 mm (INDOOR)                               |
|  | BCR-TORTUS $\mu >0,40$ (Nat)  | Posa a Pavimento / Floor / Sol / Boden<br>2 mm (INDOOR)                          |
|   | ANSI A326.3 ID - DCOF $\geq$ 0.42 (Dry) - NAT, LEV,<br>TOUCH<br>IW - DCOF $\geq$ 0.42 (Wet) - NAT<br>IW+ ** - NAT   | OUTDOOR<br>Vedi Manuale Tecnico Slimtech /<br>See Slimtech Technical Manual      |
|   | <p>**With the exception of areas characterized by a higher risk of slipping (such as public showers, indoor swimming pools, etc.).</p> <p>**à l'exception des zones caractérisées par un plus grand risque de glissade (comme les douches publiques, les piscines intérieures, etc.)</p> <p>**Ad eccezione delle zone caratterizzate da un maggior rischio di scivolamento (come docce pubbliche, piscine coperte, ecc.).</p> |  |

## Imballi

### Packing / Emballage / Verpackung

| Articolo  | Scatola |          |     | Pallet |      |       |      |       |
|---|---------|----------|-----|--------|------|-------|------|-------|
|   | cm      | inch     | pz. | mq     | kg   | scat. | mq   | kg    |
|  Fondo        | 120x260 | 48"x102" | 1   | 3,12   | 43,1 | 18    | 56,2 | 775,8 |
| Fondo   | 120x120 | 48"x48"  | 2   | 2,88   | 39,8 | 24    | 69,1 | 955,2 |
| Fondo   | 60x120  | 24"x48"  | 3   | 2,16   | 30,3 | 16    | 34,6 | 484,8 |
| Butterfly - Chain   | 120x260 | 48"x102" | 1   | 3,12   | 43,1 | 18    | 56,2 | 775,8 |
|  Fondo 6 plus | 120x120 | 48"x48"  | 2   | 2,88   | 41,2 | 24    | 69,1 | 988,8 |



**Stonalizzazione**      **Resistenza allo scivolamento**      **Fuga minima consigliata**

Shading / Denuançage /  
Spielfarbig

Slip resistance / Résistance au  
glissement / Rutschfestigkeit

Minimum suggested joint  
Joint minimum conseillé  
Empfohlene Fugenbreite

ANSI A137.1

DIN EN 16165 – Annex B    R9 (Nat)

RECT  
2 mm (INDOOR)



BCR-TORTUS       $\mu > 0,40$  (Nat)

OUTDOOR  
5 mm Approx (\*)

ANSI A326.3      ID - DCOF $\geq$ 0.42 (Dry) - NAT,  
LUX  
IW - DCOF $\geq$ 0.42 (Wet) - NAT  
IW+ \*\* - NAT

(\*) Decisione a cura della Direzione Lavori / Codici di Posa Nazionali  
Decision by the Construction Manager / National Laying Standards  
Décision établie par la Direction des Travaux / Codes de Pose  
Nationaux Die Entscheidung wird von der Bauleitung / gemäß  
nationalen Vorschriften getroffen.

\*\*With the exception of areas characterized by a higher risk of slipping (such as public showers,  
indoor swimming pools, etc.).

\*\*à l'exception des zones caractérisées par un plus grand risque de glissade (comme les douches  
publiques, les piscines intérieures, etc.)

\*\*Ad eccezione delle zone caratterizzate da un maggior rischio di scivolamento (come docce  
pubbliche, piscine coperte, ecc.).

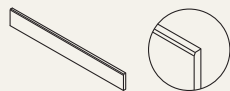
**Pezzi speciali**

Trims / Pièces spéciales / Formstücke

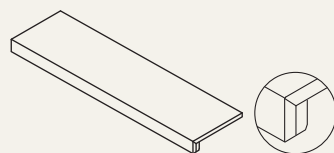
\*disponibile in tutti i colori  
available in all colors  
disponible sur toutes les couleurs  
Erhältlich für alle Farben

\*\*Su richiesta  
Upon request  
Sur demande  
auf Anfrage

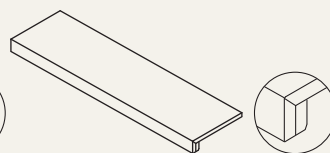
battiscopa\*  
5,5x60cm / 2<sup>11/64</sup>"x24" rett  
nat / lux



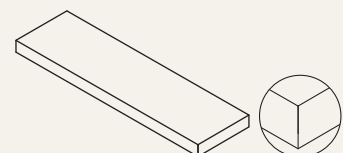
gradino plus\*\*  
35x120cm / 13<sup>3/4</sup>"x48" rett  
nat / lux



angolo sx gradino plus\*\*  
35x120cm / 13<sup>3/4</sup>"x48" rett  
nat / lux



angolo dx gradino plus\*\*  
35x120cm / 13<sup>3/4</sup>"x48" rett  
nat / lux



**Imballi**


Packing / Emballage / Verpackung

| Articolo            | cm     |   | Scatola |          |      | Pallet |          |         |
|---------------------|--------|---|---------|----------|------|--------|----------|---------|
|                     | cm     | inch                                    | pz.     | mq       | kg   | scat.  | mq       | kg      |
| Fondo               | 30x60  | 12"x24"                                 | 8       | 1,44     | 31,8 | 32     | 46,1     | 1.017,6 |
| Fondo               | 60x60  | 24"x24"                                 | 4       | 1,44     | 31,8 | 32     | 46,1     | 1.017,6 |
| Fondo               | 60x120 | 24"x48"                                 | 2       | 1,44     | 31,8 | 36     | 51,8     | 1.144,8 |
| Fondo               | 88x88  | 34 <sup>5/8</sup> "x34 <sup>5/8</sup> " | 2       | 1,55     | 33,6 | 25     | 38,7     | 840,0   |
| Fondo               | 90x90  | 36"x36"                                 | 2       | 1,62     | 33,6 | 25     | 40,5     | 840,0   |
| Chic                | 30x60  | 12"x24"                                 | 5       | 0,90     | 19,5 | -      | -        | -       |
| Joy                 | 30x60  | 12"x24"                                 | 4       | 0,72     | 15,7 | -      | -        | -       |
| Mosaico 36          | 30x30  | 12"x12"                                 | 5       | 0,45     | 9,5  | 60     | 27,0     | 570,0   |
| Mosaico Code        | 30x30  | 12"x12"                                 | 5       | 0,45     | 9,5  | 60     | 27,0     | 570,0   |
| Battiscopa          | 5,5x60 | 2 <sup>11/64</sup> "x24"                | 12      | 7,2 m.l. | 8,5  | 50     | 360 m.l. | 426,0   |
| Gradino plus        | 35x120 | 13 <sup>3/4</sup> "x48"                 | 2       | 0,84     | 22,0 | 16     | 13,4     | 352,6   |
| Angolo gradino plus | 35x120 | 13 <sup>3/4</sup> "x48"                 | 1       | 0,42     | 11,8 | 16     | 6,7      | 188,5   |



marble

ABC



Bianco Statuario 60x60 lux

Lea Ceramiche

# Dreaming.





marble

ABC

iii



Crystal White 60x60 lux

Lea Ceramiche





marble

ABC



Gray Stone 60x60 lux



Lea Ceramiche







Gres porcellanato  
Porcelain stoneware  
Grès cérame  
Feinsteinzeug

**Stonalizzazione**      **Resistenza allo scivolamento**      **Fuga minima consigliata**

Shading / Denuançage /  
Spielfarbig

ANSI A137.1



Slip resistance / Résistance au  
glissement / Rutschfestigkeit

ANSI A326.3

ID - DCOF $\geq$ 0.42 (Dry) - VELVET, LUX  
IW - DCOF $\geq$ 0.42 (Wet) - VELVET

Minimum suggested joint  
Joint minimum conseillé  
Empfohlene Fugenbreite

RECT  
2 mm (INDOOR)

OUTDOOR  
5 mm Approx (\*)

(\*) Decisione a cura della Direzione Lavori / Codici di Posa Nazionali  
Decision by the Construction Manager / National Laying Standards  
Décision établie par la Direction des Travaux / Codes de Pose  
Nationaux Die Entscheidung wird von der Bauleitung / gemäß  
nationalen Vorschriften getroffen.

## Mosaici

Mosaics / Mosaïques / Mosaik

MOSAICO BASIC\*  
30x30cm / 12"x12"  
lux

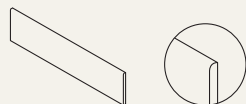


\*disponibile in tutti i colori  
available in all colors  
disponible sur toutes les couleurs  
Erhältlich für alle Farben

## Pezzi speciali

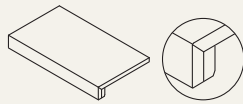
Trims / Pièces spéciales / Formstücke

battiscopa\*  
10x60cm / 4 "x24" rett



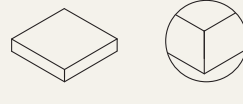
\*disponibile in tutti i colori  
available in all colors  
disponible sur toutes les couleurs  
Erhältlich für alle Farben

gradino plus\*\*  
35x60cm / 13<sup>3/4</sup>"x24" rett



\*\*Su richiesta  
Upon request  
Sur demande  
auf Anfrage

angolo gradino plus\*\*  
35x35 cm / 13<sup>3/4</sup>"x13<sup>3/4</sup>" rett



raccordo jolly\*  
1,3x30cm / 1/2"x12" rett



beak jolly\*  
1,3x2cm / 1/2"x1/2" rett



## Imballi

Packing / Emballage / Verpackung

| Articolo            | Scatola |   |     | Pallet   |      |       |          |         |
|---------------------|---------|---|-----|----------|------|-------|----------|---------|
|                     | cm      | inch                                    | pz. | mq       | kg   | scat. | mq       | kg      |
| Fondo               | 60x60   | 24"x24"                                 | 4   | 1,44     | 31,8 | 32    | 46,1     | 1.017,6 |
| Fondo               | 30x60   | 12"x24"                                 | 8   | 1,44     | 31,8 | 32    | 46,1     | 1.017,6 |
| Mosaico Basic       | 30x30   | 12"x12"                                 | 4   | 0,36     | 7,9  | 60    | 21,6     | 476,0   |
| Battiscopa          | 10x60   | 4"x24"                                  | 12  | 7,2 m.l. | 15,9 | 60    | 432 m.l. | 954,0   |
| Gradino Plus        | 35x60   | 13 <sup>3/4</sup> "x24"                 | 4   | 0,84     | 20,3 | 16    | 13,4     | 325,3   |
| Angolo Gradino Plus | 35x35   | 13 <sup>3/4</sup> "x13 <sup>3/4</sup> " | 2   | 0,25     | 6,4  | 36    | 8,8      | 229,1   |
| Raccordo Jolly      | 1,3x30  | 1/2"x12"                                | 16  | 0,06     | 1,3  | -     | -        | -       |
| Beak Jolly          | 1,3x2   | 1/2"x3/4"                               | 4   | -        | 0,1  | -     | -        | -       |


# Dreaming.



Spessore / Thickness / Epaisseur / Stärke  
9,5mm

## 3 Colori / Colors / Couleurs / Farben


Bianco  
Statuario




Crystal  
White



Gray  
Stone



## 2 Formati / Sizes / Formats / Formate <sup>LR<sup>T</sup></sup>

 gres porcellanato



30x60cm  
12"x24"  
velvet / lux



60x60cm  
24"x24"  
velvet / lux

## 2 Finiture / Finishes / Surfaces / Oberfläche

### LUX



residenziale  
residential  
résidentiel  
Wohnbereiche



commerciale leggero  
light commercial  
commercial léger  
Leichte gewerbliche  
Anwendungen

### VELVET



residenziale  
residential  
résidentiel  
Wohnbereiche



commerciale leggero  
light commercial  
commercial léger  
Leichte gewerbliche  
Anwendungen

L2 - 20mm

ABC



 Concreto Light L2 90x90 grip

Lea Ceramiche



L2. 20mm





L2 - 20mm

ABC



Bio Attitude Barrel L2 40x120 grip



Lea Ceramiche

L2 - 20mm





FLOOR  
Indoor Cluster Dark 120x120  
Outdoor Cluster Dark 60x120 grip L2



L2 - 20mm

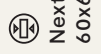
ABC




Masterpiece Master Coal L2 60x120 grip



Lea Ceramiche



Nextone Next Dark L2  
60x60 grip



Nextone Next Taupe L2  
60x120 grip





Gres porcellanato  
Porcelain stoneware  
Grès cérame  
Feinsteinzeug

## Stonalizzazione

Shading / Denuançage / Spielfarbig  
ANSI A137.1



**Masterpiece**  
Master White L2 - Master Sand L2  
Master Coal L2 - Master Gray L2



**Anthology**  
01 White L2 - 04 Gray L2  
**Concrete**  
Extra Light L2 - Light L2  
Medium L2 - Dark L2  
**Nextone**  
Next White L2 - Next Gray L2  
Next Taupe L2 - Next Dark L2  
**Waterfall**  
Ivory Flow L2 - Silver Flow L2  
Gray Flow L2 - Dark Flow L2



**Anthology**  
02 Desert L2 - 03 Earth L2  
05 Dark L2  
**Bio Attitude**  
Cotton L2 - Almond L2  
Amber L2 - Barrel L2 - Cortex L2  
**Side Stone**  
Cluster Light, Mid, Dark

## Resistenza allo scivolamento

Slip resistance / Résistance au  
glissement / Rutschfestigkeit

DIN 51130 R11  
DIN 51097 (A+B+C)  
B.C.R. - TORTUS  $\mu > 0,40$   
ANSI A326.3 EW  
AS/NZS 4586 P4  
BS EN 16165 - Annex C  
PTV 36+Wet (Sl. 96 - Sl. 55)

## Informazioni per la posa

Information for laying /  
Informations pour la pose /  
Informationen zur Verlegung

Consultare il manuale "Soluzioni applicative prodotti 20mm" /  
Consult the manual "applicable solutions 20mm products" /  
Consultez le manuel « solutions applicables produits 20 mm » /  
Siehe Handbuch "Anwendungslösungen für 20 mm-Produkte"



Posa su erba  
Dry laying on grass  
Pose sur herbe  
Verlegung auf Gras



Posa su ghiaia  
Laying on gravel  
Pose sur gravier  
Verlegung auf Kies



Posa su massetto con colla  
Laying on screed with adhesive  
Pose sur chape avec colle  
Kleberverlegung auf Estrich



Posa sopraelevata  
Outdoor laying on raised flooring  
Pose surélévée  
Doppelboden-Verlegung

## Imballi

Packing / Emballage / Verpackung

| Articolo              | cm     |         | inch |      | Scatola |       | Pallet |         |  |
|-----------------------|--------|---------|------|------|---------|-------|--------|---------|--|
|                       | cm     | inch    | pz.  | mq   | kg      | scat. | mq     | kg      |  |
| fondo (20mm)          | 90x90  | 36"x36" | 1    | 0,81 | 37,3    | 30    | 24,3   | 1.119,0 |  |
| fondo (20mm)          | 60x120 | 24"x48" | 1    | 0,72 | 32,5    | 36    | 25,9   | 1.170,0 |  |
| fondo (20mm)          | 40x120 | 16"x48" | 2    | 0,96 | 43,5    | 24    | 23,0   | 1.044,0 |  |
| fondo (20mm)          | 45x90  | 18"x36" | 2    | 0,81 | 36,2    | 24    | 19,4   | 869,5   |  |
| fondo (20mm)          | 60x60  | 24"x24" | 2    | 0,72 | 32,5    | 32    | 23,0   | 1.040,0 |  |
| costa toro            | 30x60  | 12"x24" | 1    | 0,18 | 8,1     | 100   | 18,0   | 812,5   |  |
| costa toro angolare   | 30x60  | 12"x24" | 1    | 0,14 | 6,1     | 100   | 13,5   | 610,0   |  |
| costa retta           | 30x60  | 12"x24" | 1    | 0,18 | 8,1     | 100   | 18,0   | 812,5   |  |
| costa retta angolare  | 30x60  | 12"x24" | 1    | 0,14 | 6,1     | 100   | 13,5   | 610,0   |  |
| costa toro step       | 30x60  | 12"x24" | 1    | 0,18 | 8,1     | 100   | 18,0   | 812,5   |  |
| costa retta step      | 30x60  | 12"x24" | 1    | 0,18 | 8,1     | 100   | 18,0   | 812,5   |  |
| costa toro con gocc.  | 30x60  | 12"x24" | 1    | 0,18 | 8,1     | 100   | 18,0   | 812,5   |  |
| costa retta con gocc. | 30x60  | 12"x24" | 1    | 0,18 | 8,1     | 100   | 18,0   | 812,5   |  |
| griglia               | 15x60  | 6"x24"  | 2    | 0,18 | 8,0     | 100   | 18,0   | 800,0   |  |
| griglia angolare      | 15x60  | 6"x24"  | 2    | 0,16 | 7,0     | 100   | 15,8   | 700,0   |  |
| costa toro            | 30x90  | 12"x36" | 1    | 0,27 | 12,2    | 32    | 8,6    | 390,4   |  |
| costa toro angolare   | 30x90  | 12"x36" | 1    | 0,23 | 10,2    | 32    | 7,2    | 326,4   |  |
| costa retta           | 30x90  | 12"x36" | 1    | 0,27 | 12,2    | 32    | 8,6    | 390,4   |  |
| costa retta angolare  | 30x90  | 12"x36" | 1    | 0,23 | 10,2    | 32    | 7,2    | 326,4   |  |
| costa toro step       | 30x90  | 12"x36" | 1    | 0,27 | 12,2    | 32    | 8,6    | 390,4   |  |
| costa retta step      | 30x90  | 12"x36" | 1    | 0,27 | 12,2    | 32    | 8,6    | 390,4   |  |
| griglia               | 15x45  | 6"x18"  | 4    | 0,27 | 10      | 48    | 13,0   | 480,0   |  |
| griglia angolare      | 15x45  | 6"x18"  | 4    | 0,23 | 10      | 48    | 10,8   | 480,0   |  |



# L2.
































Spessore / Thickness / Epaisseur / Stärke  
20mm

## 29 Colori / Colors / Couleurs / Farben

### WOOD






### STONE

### CEMENT

|  |   |   |   |  |   |   |   |
|--|---|---|---|--|---|---|---|
| Bio Attitude   |     |  |    |     |     |    |  |
|  | Cotton L2<br>40x120   | 01 White L2<br>60x120   | Cluster Light L2<br>60x120  | Next White L2<br>60x120 / 60x60  | Ivory Flow L2<br>90x90 / 45x90 / 60x60  | Extra Light L2<br>90x90   | Master White L2<br>60x120   |
|  |     |  |    |     |     |    |  |
|  | Almon L2<br>40x120  | 02 Desert L2<br>60x120  | Cluster Mid L2<br>60x120  | Next Gray L2<br>60x120 / 60x60   | Silver Flow L2<br>90x90 / 45x90 / 60x60   | Light L2<br>90x90   | Master Sand L2<br>60x120  |
|  |     |  |    |     |     |    |  |
| Amber L2<br>40x120   | 03 Earth L2<br>60x120   | Cluster Dark L2<br>60x120   | Next Taupe L2<br>60x120 / 60x60   | Gray Flow L2<br>90x90 / 45x90 / 60x60  | Medium L2<br>90x90  | Master Gray L2<br>60x120  |   |
|  |  |   |  |  |  |  |   |
| Barrel L2<br>40x120  | 04 Gray L2<br>60x120  |   | Next Dark L2<br>60x120 / 60x60  | Dark Flow L2<br>90x90 / 45x90 / 60x60  | Dark L2<br>90x90  | Master Coal L2<br>60x120  |   |
|  |  |   |   |  |   |   |   |
| Cortex L2<br>40x120  | 05 Dark L2<br>60x120  |   |   |  |   |   |   |

## 5 Formati / Sizes / Formats / Formate <sup>RT1</sup>

L2 - 20mm

|  |   |   |   |   |
|--|---|---|---|---|
|  |  |  |  |  |
| 40x120cm<br>16"x48"<br>grip  | 45x90cm<br>18"x36"<br>grip  | 60x60cm<br>24"x24"<br>grip  | 60x120cm<br>24"x48"<br>grip / rough   | 90x90cm<br>36"x36"<br>grip  |

## 1 Finitura / Finish / Surface / Oberfläche

GRIP / ROUGH



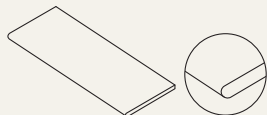
esterno  
outdoor  
extérieur  
Außenbereiche



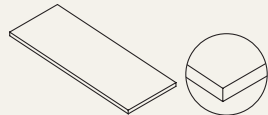
## Pezzi speciali

Trims / Pièces spéciales / Formstücke

### ANTHOLOGY / MASTERPIECE / NEXTONE / SIDE STONE



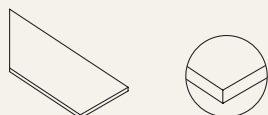
**costa toro\***  
30x60cm / 12"x24" rett



**costa retta\***  
30x60cm / 12"x24" rett



**costa toro angolare sx\***  
30x60cm / 12"x24" rett



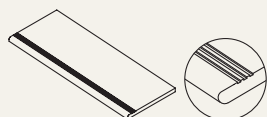
**costa retta angolare sx\***  
30x60cm / 12"x24" rett



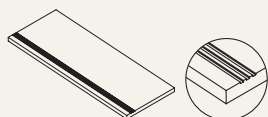
**costa toro angolare dx\***  
30x60cm / 12"x24" rett



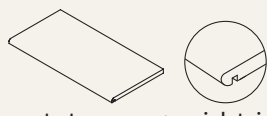
**costa retta angolare dx\***  
30x60cm / 12"x24" rett



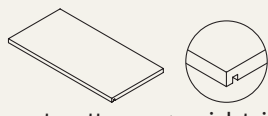
**costa toro step\***  
30x60cm / 12"x24" rett



**costa retta step\***  
30x60cm / 12"x24" rett



**costa toro con gocciolatoio\***  
30x60cm / 12"x24" rett



**costa retta con gocciolatoio\***  
30x60cm / 12"x24" rett



**griglia\***  
15x60cm / 6"x24" rett

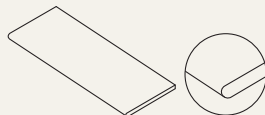


**griglia angolare sx\***  
15x60cm / 6"x24" rett

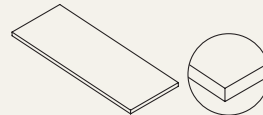


**griglia angolare dx\***  
15x60cm / 6"x24" rett

### WATERFALL / CONCRETO



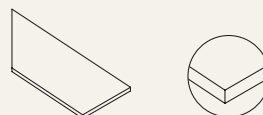
**costa toro\***  
30x90cm / 12"x36" rett



**costa retta\***  
30x90cm / 12"x36" rett



**costa toro angolare sx\***  
30x90cm / 12"x36" rett



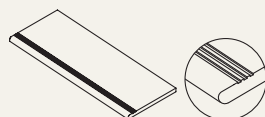
**costa retta angolare sx\***  
30x90cm / 12"x36" rett



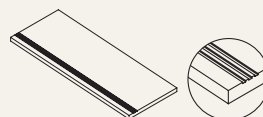
**costa toro angolare dx\***  
30x90cm / 12"x36" rett



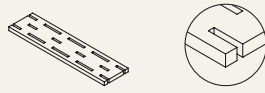
**costa retta angolare dx\***  
30x90cm / 12"x36" rett



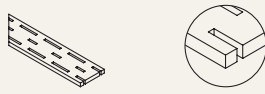
**costa toro step\***  
30x90cm / 12"x36" rett



**costa retta step\***  
30x90cm / 12"x36" rett



**griglia\***  
15x45cm / 6"x18" rett



**griglia angolare sx\***  
15x45cm / 6"x18" rett



**griglia angolare dx\***  
15x45cm / 6"x18" rett

\* Su richiesta. Per maggiori informazioni circa quantità minime e tempi di consegna rivolgersi all'ufficio commerciale. / Upon request. For more information about minimum quantities and delivery times please contact the sales department. / Sur demande. Pour plus d'informations sur les quantités minimales et délais de livraison s'il vous plaît contacter le département des ventes. / auf Anfrage. Für weitere Infos über die Mindestmengen und Lieferzeiten wenden Sie sich bitte an unserer Verkaufsabteilung.



Waterfall Ivory Flow L2 45x90 grip  
Waterfall Gray Flow L2 trims grip



03.

Technic

cal Info.





# Lea Ceramiche sviluppo ecosostenibile.

## Lea Ceramiche sustainable development / Lea Ceramiche développement durable / Lea Ceramiche umweltschonende nachhaltige Entwicklung

### Lea Ceramiche e l'ambiente

Da sempre LEA CERAMICHE considera la tutela dell'ambiente un aspetto di grande rilevanza

- investendo in modo deciso nell'acquisto delle migliori tecnologie presenti sul mercato per ridurre al minimo gli impatti ambientali delle proprie attività;
- dotando tutti i dipendenti di un ambiente di lavoro ottimale;
- ottenendo prestigiose certificazioni ambientali.

Tutti i prodotti LEA CERAMICHE sono realizzati presso stabilimenti produttivi dotati di **Sistemi di Gestione Ambientale certificati:**

**ISO 14001: 2015** (norma riconosciuta a livello internazionale)

**EMAS** (Regolamento Europeo - Reg. CE 1221/2009, Reg. UE 2017/1505, Reg. UE 2018/2026)

**THINK ZERO: le lastre ultrasottili Slimtech sono le superfici ceramiche Carbon Neutral di Lea Ceramiche, a CO2 compensata al 100%.**

La produzione è effettuata con l'impiego di una tecnologia innovativa in grado di ridurre l'impatto ambientale e le emissioni. Quest'ultime, dopo esser state calcolate considerando l'intero ciclo di vita, sono state completamente compensate attraverso l'acquisto ed il ritiro di crediti di CO2 appartenenti allo standard CDM (Clean Development Mechanism) che derivano da un progetto di trasporto pubblico sostenibile in India.\*

\*per approfondimenti: [www.panariagroup.it/think-zero](http://www.panariagroup.it/think-zero)

### Lea Ceramiche and the environment

Lea Ceramiche has always considered environmental protection a matter of key importance

- investing in the best technologies on the market to minimize the environmental impact of its activities;
- giving all employees an excellent working environment;
- obtaining prestigious environmental certifications.

All LEA CERAMICHE products are manufactured in production sites that are certified with **Environmental Management Systems:**

**ISO 14001: 2015** (internationally recognized standard)

**EMAS** (European Regulation - Reg. CE 1221/2009, Reg. UE 2017/1505, Reg. UE 2018/2026)

**THINK ZERO: ultra-thin slabs Slimtech are the ceramic surfaces by Lea Ceramiche that are carbon-neutral, offsetting 100% of the CO2 produced.**

The slabs are produced using an innovative technology that reduces both environmental impact and emissions. These emissions, after being calculated taking into consideration the product's entire life cycle, have been fully offset through the purchase and withdrawal of CO2 credits, in accordance with the CDM (Clean Development Mechanism) standard, derived from a sustainable public transportation project in India.\*

\*for more information: [www.panariagroup.it/en/think-zero](http://www.panariagroup.it/en/think-zero)

### Lea Ceramiche salvaguardia dell'ambiente

L'incessante ricerca di prestazioni di eccellenza in merito al rispetto dell'ambiente ha condotto LEA CERAMICHE al costante rispetto dei seguenti principi.

### Lea Ceramiche cares for the environment

The relentless pursuit of excellence in environmental performance has driven LEA CERAMICHE to adhere to the following principles.



#### RIUTILIZZO DEL 100% DEGLI SCARTI CRUDI

Il 100% degli scarti crudi derivanti dal ciclo di produzione vengono riutilizzati nella fase di preparazione dell'impasto, contribuendo in modo sensibile alla salvaguardia delle risorse naturali riducendo l'estrazione di materie prime da cava.

#### 100% INDUSTRIAL WASTE REUSED - NON FIRED TILES

100% of the non fired material from the production cycle is reused in the preparation of the mixture, contributing significantly to the protection of natural resources by reducing the extraction of raw materials from quarries.



#### RIUTILIZZO/RICICLO DEL 100% DEGLI SCARTI COTTI

Gli scarti cotti sono completamente riutilizzati nel ciclo produttivo. Inoltre, a fine vita, le piastrelle LEA CERAMICHE possono essere riciclate come inerti per sottofondi di strade ed edifici, riducendo così l'uso di ghiaia ed inerti naturali comunemente utilizzati in edilizia.

#### 100% REUSE/RECYCLING OF INDUSTRIAL WASTE - FIRED TILES

Waste-fired tiles are fully reused in the production cycle. In addition, at the end of life, LEA CERAMICHE tiles can be recycled as materials for substrates for roads and buildings, thus reducing the use of gravel and natural aggregates commonly used in building.



#### RICICLO DEL 100% DEI RIFIUTI NON CERAMICI

Il 100% dei rifiuti non ceramici derivanti dalle attività produttive è gestito in modo differenziato e riciclato in altri processi produttivi.

#### 100% INDUSTRIAL WASTE RECYCLED - NON CERAMIC WASTE

All non ceramic waste is sorted and recycled in other production cycles.



#### RIUTILIZZO DEL 100% DELLE ACQUE DI PROCESSO

La produzione di piastrelle di ceramica richiede ingenti quantitativi di acqua. Per salvaguardare questa importante risorsa naturale LEA CERAMICHE riutilizza il 100% delle acque reflue derivanti dal ciclo di produzione, generando una riduzione fino all'80% del fabbisogno idrico degli stabilimenti.

#### 100% REUSE OF PROCESS WATER

The production of tiles requires large amounts of water. So as to safeguard this precious resource LEA CERAMICHE recycles 100% of waste water from the production cycle. This allows the reduction of water consumption by up to 80%.



#### BASSE EMISSIONI IN ATMOSFERA

Gli importanti investimenti attuati nelle migliori tecnologie a disposizione permettono di realizzare i prodotti LEA CERAMICHE riducendo al minimo le emissioni gassose in atmosfera, raggiungendo livelli 10 volte inferiori ai severi limiti ambientali richiesti dalla legislazione italiana.

#### LOW GAS EMISSIONS INTO THE ATMOSPHERE

Significant investments in the best available technologies allow LEA CERAMICHE products to be manufactured with minimal gaseous emissions into the atmosphere, reaching levels 10 times lower than the strict environmental limits required by Italian legislation.



#### FORTE RIDUZIONE DEI CONSUMI ENERGETICI

L'uso di tecnologie all'avanguardia e di soluzioni impiantistiche ottimali riducono sensibilmente l'uso di gas metano nel processo produttivo.

#### SUBSTANTIAL REDUCTIONS IN ENERGY CONSUMPTION

The use of state-of-the-art technology and optimal plant solutions significantly reduce the use of methane gas in the production process.



#### UTILIZZO DI IMBALLAGGI 100% RICICLABILI

I materiali impiegati per gli imballaggi dei prodotti LEA CERAMICHE (quali scatole, cartone, plastica, palette in legno, etc.) sono completamente riciclabili.

#### 100% RECYCLABLE MATERIAL USED FOR PACKAGING

The materials used for the packing of LEA CERAMICHE products are completely recyclable. These materials include cardboard boxes, plastic materials, wooden pallets, etc.



#### PALLET FAO

LEA CERAMICHE utilizza pallet senza corteccia conformi allo standard IPPC / FAO ISPM 15, offrendo quindi ai Paesi importatori ogni garanzia per la salvaguardia del proprio patrimonio forestale.

#### FAO PALLETS

LEA CERAMICHE uses bark-free pallets that comply with the IPPC / FAO ISPM 15 standard, thus offering importing countries every guarantee for the protection of their forest resources.

## Lea Ceramiche et l'environnement

Depuis toujours LEA CERAMICHE considère la protection de l'environnement un aspect très important

- en investissant dans l'acquisition des meilleures technologies présentes sur le marché afin de réduire au minimum l'impact environnemental de ses activités ;

- en offrant à tous ses employés un environnement de travail optimal ;
- en obtenant de prestigieuses certifications environnementales.

Tous les produits LEA CERAMICHE sont fabriqués dans des sites de production dotés de **Systèmes de Gestion Environnementale certifiés : ISO 140001:2015** (norme reconnue au niveau international)  
**EMAS** (Règlement européen - Régl. CE 1221/09), Reg. UE 2017/1505, Reg. UE 2018/2026)

**THINK ZERO : les dalles ultra fin Slimtech sont les surfaces en céramique neutres en carbone de Lea Ceramiche, compensées à 100 % en CO2. Leur production est réalisée à l'aide d'une technologie innovante capable de réduire leur impact environnemental et les émissions. Et pour aller plus loin, nous avons calculé les émissions relatives au cycle de vie total des dalles, afin de les compenser intégralement par le biais de l'achat et du retrait de crédits CO2 appartenant au standard MDP (Mécanisme de Développement Propre, programme opérateur des Nations Unies) dérivant d'un projet de transport public durable en Inde.\***

\* plus d'informations sur : [www.panariagroup.it/en/think-zero](http://www.panariagroup.it/en/think-zero)

## Lea Ceramiche und die Umwelt

Seit jeher misst LEA CERAMICHE dem Umweltschutz größte Bedeutung zu

- indem das Unternehmen zielbewusst in die Ausstattung der besten auf dem Markt vorhandenen Technologien investiert, um die Umweltbelastung ihrer Aktivitäten drastisch zu reduzieren;
- indem es allen Mitarbeitern ein optimales Arbeitsumfeld bietet;
- indem es wichtige, internationale Öko-Zertifikate erlangt.

Alle Produkte von LEA CERAMICHE sind bei Produktionsstätten hergestellt, die mit umweltfreundlichen Managementsystemen sind:

**SO 14001: 2015** (weltweit anerkannte Norm)

**EMAS** (europäische Regelung - Reg. CE 1221/2009, Reg. UE 2017/1505, Reg. UE 2018/2026)

**THINK ZERO: Die ultradünnen Platten Zero.3 sind klimaneutrale Keramikbeläge von Panaria, mit zu 100 % kompensierten CO2 -Emissionen. Die Produktion erfolgt mit einer innovativen Technologie, die Umweltbelastung und Emissionen reduziert. Letztere wurden unter Berücksichtigung ihres gesamten Lebenszyklus berechnet und vollständig durch Kauf und Rücknahme von CO2-Zertifikaten nach CDM Standard (Clean Development Mechanism, Mechanismus für umweltverträgliche Entwicklung) aus einem Projekt für den nachhaltigen öffentlichen Personentransport in Indien kompensiert.**

\*zur Vertiefung: [www.panariagroup.it/en/think-zero](http://www.panariagroup.it/en/think-zero)

## Lea Ceramiche preservation de l'environnement

La recherche incessante de l'excellence de LEA CERAMICHE nous a conduit à respecter les principes suivants en matière d'environnement.

### RÉUTILISATION DE 100 % DES DÉCHETS BRUTS

100 % des déchets bruts provenant du cycle de production sont réutilisés pendant la phase de préparation de la pâte, contribuant sensiblement à la préservation des ressources naturelles réduisant l'extraction de matières premières minières.

### RÉUTILISATION/RECYCLAGE DE 100 % DES REJETS DE CUISSON

Les rejets de cuisson sont entièrement réutilisés dans le cycle de production. En fin de vie, les carreaux Lea Ceramiche peuvent par ailleurs être utilisés comme granulats pour les soubassements de routes et de bâtiments, ce qui permet de réduire l'utilisation de gravier et de granulats naturels habituellement utilisés en construction.

### RECYCLAGE DE 100 % DES DÉCHETS NON CÉRAMIQUES

100 % des déchets non céramiques provenant des activités de production sont triés de façon sélective puis recyclés dans d'autres processus de production.

### RÉUTILISATION DE 100 % DES EAUX DE TRAITEMENT

La production de carreaux de céramique nécessite de grandes quantités d'eau. Pour sauvegarder cette importante ressource naturelle, LEA CERAMICHE réutilise 100 % des eaux usées provenant du cycle de production, générant une réduction jusqu'à 80% des besoins en eau des établissements.

### BASSES ÉMISSIONS DANS L'ATMOSPHÈRE

Les importants investissements actuels dans les meilleures technologies qui sont à notre disposition permettent de réaliser les produits LEA CERAMICHE, en réduisant au minimum les émissions de gaz dans l'atmosphère, et en atteignant des niveaux dix fois inférieurs aux limites environnementales très strictes fixées par la législation italienne.

### FORTE RÉDUCTION DES CONSOMMATIONS ÉNERGÉTIQUES

L'utilisation de technologies de pointe et de solutions d'installations optimales permettent de réduire considérablement la consommation de gaz méthane dans le processus de production.

### UTILISATION D'EMBALLAGES 100 % RECYCLABLES

Les matériaux utilisés pour les emballages des produits LEA CERAMICHE (tels que boîtes, carton, plastique, palettes en bois, etc.) sont complètement recyclables.

### PALETTES FAO

LEA CERAMICHE utilise des palettes sans écorce (DB) conformes aux normes IPPC / FAO ISPM 15, offrant donc aux Pays importateurs la garantie de la préservation du patrimoine forestier.

## Lea Ceramiche Umweltschutz

Das unermüdliche Streben nach ausgezeichneten Umweltschutzeleistungen hat LEA CERAMICHE zur ständigen Einhaltung der folgenden Grundsätze veranlasst.

### WIEDERVERWERTUNG VON 100 % DER ROHABFÄLLE

100% der Rohabfälle aus dem Produktionszyklus werden in der Vorbereitungsphase des Gemisches wiederverwertet und tragen somit ihren Teil zum Schutz der Naturressourcen bei, indem sie den Abbau von Rohmaterialien verringern.

### WIEDERVERWENDUNG/-VERWERTUNG ZU 100% DER BEIM BRENNEN DER FLIESEN ANFALLENDEN ABFÄLLE

Die beim Brennen der Fliesen anfallenden Abfälle werden vollständig wieder in den Produktionszyklus aufgenommen. Außerdem können die Fliesen LEA Ceramiche nach ihrem "Lebensende" als inertes Material als Untergrund für Straßen oder Gebäude verwendet werden und somit den Einsatz von gewöhnlicherweise im Bauwesen eingesetzten Kies und inertem Naturmaterialien reduzieren.

### 100 % RECYCLING DES NICHT KERAMISCHEN ABFALLS

100 % der während dem Produktionsprozess anfallenden nicht keramischen Abfälle wird getrennt verwaltet und in anderen Produktionsprozessen wiederverwertet.

### WIEDERVERWERTUNG VON 100 % DES ABWASSERS

Die Herstellung von Keramikfliesen erfordert beträchtliche Wassermengen. Um diese wichtige Naturressource zu schützen, verwertet LEA CERAMICHE 100 % der Abwässer des Produktionszyklus wieder und ermöglicht somit eine Reduktion des Wasserbedarfs in den Anlagen von bis zu 80 %.

### NIEDRIGE EMISSIONSWERTE

Dank der starken Investitionen in die modernsten, verfügbaren Produktionstechnologien ist es uns möglich, sämtliche Produkte von LEA CERAMICHE so herzustellen, dass die Schadstoffemissionen in die Atmosphäre auf das Geringste reduziert werden. Wir erreichen dabei ein Niveau, das 10 mal unter den strengen Grenzwerten der italienischen Gesetzgebung liegt.

### BETRÄCHTLICHE REDUZIERUNG DES ENERGIEBEDARFS

Der Einsatz fortschrittlicher Technologien und optimaler Lösungen beim Bau der Anlagen reduzieren den Einsatz von Methangas beim Produktionsprozess auf beträchtliche Weise.

### VERWENDUNG VON 100 % RECYCLEBAREN VERPACKUNGEN

Die Materialien, die zur Verpackung der Produkte von LEA CERAMICHE verwendet werden (Schachteln, Kartons, Kunststoffe, Holzpaletten, usw.) sind vollständig recyclebar.

### FAO-PALETTEN

LEA CERAMICHE verwendet gemäß Standard IPPC/FAO ISPM 15 rindenfreie Paletten (DB) und gibt daher den Importländern die Garantie für den Schutz ihres Waldbestandes.

# Certificazione di sistema.

## Management system certifications / Certifications du système de gestion / Qualitätssystem Zertifizierungen

Di seguito sono riportate le certificazioni di sistema ottenute da Panariagroup per i suoi stabilimenti. Le divisioni commerciali e funzioni di servizio, a testimonianza dell'impegno del Gruppo verso le questioni etiche, ambientali, di sicurezza e qualità. Per maggiori dettagli e per scaricare i certificati vi invitiamo a consultare il nostro sito: [leaceramiche.com](http://leaceramiche.com).

Below are the system certifications obtained by Panariagroup for its factories, commercial divisions and service departments, testifying to the Group's commitment to ethical, environmental, safety and quality issues. For further details and to download the certificates please visit our website: [leaceramiche.com](http://leaceramiche.com).

Vous trouverez ci-dessous les certifications système obtenues par Panariagroup pour ses établissements. Les divisions commerciales et les fonctions de service, témoignant de l'engagement du Groupe en matière d'éthique, d'environnement, de sécurité et de qualité. Pour plus de détails et pour télécharger les certificats, nous vous invitons à consulter notre site Web : [leaceramiche.com](http://leaceramiche.com).

Im Folgenden sind die Zertifizierungen der Fertigungsstätten, Geschäftsbereiche und Serviceleistungen von Panariagroup aufgeführt, die das Engagement der Gruppe in Fragen der Ethik, des Umweltschutzes, der Arbeitssicherheit und der Qualität bezeugen. Bitte besuchen Sie unsere Webseite für weitere Information, und um die Zertifikate herunterzuladen: [leaceramiche.com](http://leaceramiche.com).

| CERTIFICAZIONE<br>CERTIFICATION   | DESCRIZIONE<br>DESCRIPTION  | DESCRIPTION<br>BESCHREIBUNG  |
|---|---|--|
|  <p>SISTEMA DI GESTIONE<br/>QUALITÀ CERTIFICATO<br/><b>CQY</b><br/>CERTIQUALITY<br/>UNI EN ISO 9001:2015</p>       | <p>Ai sensi della Certificazione ISO 9001, tutte le fasi del processo produttivo, a partire dall'arrivo delle materie prime fino alla scelta e confezionamento del prodotto finito, vengono opportunamente verificate da personale esperto attraverso accurati controlli di qualità. Il sistema qualità dei siti produttivi Panariagroup viene verificato con frequenza annuale da un ente certificatore esterno attraverso accurate visite ispettive.</p> <p>In accordance with the ISO 9001 certification, every step in the production process, from the arrival of the raw material to the packaging of the finished product, is verified by experienced personnel through accurate quality control. The quality of the Panariagroup production sites is audited yearly by an external agency through thorough inspections.</p>                                   | <p>Conformément à la Certification ISO 9001, toutes les phases du processus de production, à partir de l'arrivée des matières premières jusqu'à la sélection et le conditionnement du produit fini, sont adéquatement vérifiées par du personnel qualifié qui effectue des contrôles de qualité approfondis. Le système qualité des sites de production Panariagroup est vérifié tous les ans par un organisme de certification externe au moyen de visites d'inspection approfondies.</p> <p>In Übereinstimmung mit der Zertifizierung ISO 9001, werden alle Schritte des Produktionsprozesses, von der Anlieferung der Rohstoffe bis zur Auswahl und Verpackung des Endprodukts von Fachpersonal durch eine sorgfältige Qualitätskontrolle überwacht. Das Qualitätssystem der Produktionsstätten der Panariagroup wird jährlich von einer externen Zertifizierungsstelle durch genaue Kontrollen überprüft.</p>        |
|  <p>SISTEMA DI GESTIONE<br/>AMBIENTALE CERTIFICATO<br/><b>CQY</b><br/>CERTIQUALITY<br/>UNI EN ISO 14001:2015</p> | <p>Ai fini della Certificazione ISO 14001 tutti gli aspetti ambientali inerenti all'attività di produzione di piastrelle vengono costantemente controllati, garantendo l'utilizzo delle migliori tecnologie presenti sul mercato per ridurre al minimo gli impatti ambientali generati. Il sistema ambientale dei siti produttivi Panariagroup viene verificato con frequenza annuale da un ente certificatore esterno attraverso accurate visite ispettive.</p> <p>In accordance with the ISO 14001 certification, all the environmental aspects concerned in the production of the tiles are constantly monitored, guaranteeing the use of the best technologies on the market in order to reduce the environmental impact. The environmental system of the Panariagroup production sites is audited yearly by an external agency through thorough inspections.</p> | <p>La Certification ISO 14001 impose un contrôle constant de tous les aspects environnementaux relatifs à l'activité de production de carreaux, garantissant l'utilisation des meilleures technologies présentes sur le marché afin de réduire au minimum l'impacte environnementale. Le système environnemental des sites de production Panariagroup est vérifié tous les ans par un organisme de certification externe au moyen de visites d'inspection approfondies.</p> <p>Im Hinblick auf die ISO 14001-Zertifizierung werden alle mit der Herstellung von Fliesen zusammenhängenden Umweltaspekte kontinuierlich überwacht und der Einsatz der besten Technologien auf dem Markt gewährleistet, um die Umweltbelastung auf ein Minimum zu reduzieren. Das Umweltschutzsystem der Produktionsstätten der Panariagroup wird jährlich von einer externen Zertifizierungsstelle durch genaue Kontrollen überprüft.</p> |
|  <p><b>EMAS</b><br/>GESTIONE AMBIENTALE<br/>VERIFICATA<br/>reg. n. 1400309</p>                                   | <p>Il sistema comunitario di ecogestione e audit EMAS per le organizzazioni richiede la creazione di un Sistema di Gestione Ambientale basato sul continuo miglioramento delle proprie prestazioni. Il sistema si fonda sulla creazione di un rapporto di collaborazione e fiducia con i dipendenti, con le istituzioni del territorio e con il pubblico. La Dichiarazione Ambientale è il documento finale di tale processo.</p> <p>The EU EMAS Eco-Management and Audit Scheme for organisations requires the creation of a complete Environmental Management System based on constant improvement. The system aims to create cooperation and build trust between the company and the employees, local authorities and public. The Environmental Declaration is the final document of this process.</p>   | <p>Le système communautaire de management environnemental et d'audit EMAS pour les organisations exige la création d'un Système de Gestion Environnemental basé sur l'amélioration constante des prestations. Le système est fondé sur la création d'un rapport de collaboration et de confiance les employés, avec les institutions du territoire et le public. La Déclaration Environnementale est le document final de ce processus.</p> <p>Das EU-Umweltmanagement- und -Auditsystem EMAS für Unternehmen verlangt die Einführung eines Umweltmanagementsystems, das auf der kontinuierlichen Verbesserung seiner eigenen Umwelleistung beruht. Das System basiert auf der Schaffung einer Beziehung der Zusammenarbeit und des Vertrauens mit den Mitarbeitern, den lokalen Behörden und der Öffentlichkeit. Die Umwelterklärung ist das abschließende Dokument dieses Prozesses.</p>                               |



# Certificazioni di prodotto.

## Product certification / Certifications de produit / Produktzertifizierung

Di seguito riportate le certificazioni ottenute da Lea Ceramiche a testimonianza della massima attenzione e sensibilità verso le questioni etiche, ambientali e di sicurezza e qualità. Per maggiori dettagli e per scaricare i certificati vi invitiamo a consultare il nostro sito: [leaceramiche.com](http://leaceramiche.com).

Below are the certifications obtained by Lea Ceramiche attesting to the utmost attention and sensitivity shown towards ethical, environmental, safety and quality issues. For more details and to download the certificates, please visit our website: [leaceramiche.com](http://leaceramiche.com).

| CERTIFICAZIONE<br>CERTIFICATION   | DESCRIZIONE  | DESCRIPTION  |
|---|--|--|
|     | UPEC è una certificazione di prodotto rilasciata dall'istituto francese CSTB che verifica l'idoneità tecnica dei prodotti di prima scelta in relazione al tipo di destinazione d'uso.  | UPEC is a product certification issued by the French institute CSTB that verifies the technical suitability of first choice products in relation to their intended use.  |
|     | La marcatura CE è la certificazione di sicurezza del prodotto richiesta dall'Unione Europea e ha lo scopo di salvaguardare la salute delle persone.  | The CE mark is a safety certification required by the European Union with the intention of safeguarding health and safety.   |
|     | Il marchio KEY-MARK e il marchio Certiquality-UNI attestano che i prodotti certificati sono conformi alle normative europee per le piastrelle ceramiche.   | The KEY-MARK and the Certiquality-UNI marks confirm that the certified products are compliant with the EU laws regarding ceramic tiles.  |
|     | La Dichiarazione Ambientale di Prodotto (EPD) comunica in modo trasparente le prestazioni ambientali del gres porcellanato Lea Ceramiche basandosi sull'analisi del ciclo di vita (LCA). I prodotti Lea Ceramiche possiedono EPD specifica di tipo III, certificata da ente terzo indipendente secondo le normative ISO 14025 e EN 15804 (PCR di riferimento). I Prodotti certificati EPD sono richiesti dai principali sistemi di certificazione degli edifici quali LEED (internazionale), BREEAM (Inghilterra), HQE (Francia) e DGNB (Germania), nonché in schemi legislativi in Italia (requisiti per appalti pubblici sostenibili). È una certificazione volontaria, che valorizza ancor più i materiali Lea Ceramiche perché prodotti secondo i migliori standard di sostenibilità e responsabilità.     | The Environmental Product Declaration (EPD) is a document that communicates transparent information about the environmental characteristics of Lea Ceramiche porcelain tiles through its Life Cycle Assessment (LCA). Lea Ceramiche products have a type III specific EPD. This is certified by an independent third party according to ISO 14025 and EN 15804 standards (applicable PCR). EPD certified products are required by the main construction certifying bodies such as LEED (international), BREEAM (England), HQE (France), and DGNB (Germany), as well as the legislative frameworks in Italy (requisites for sustainable public contracts). It is a voluntary certification that gives additional value to Lea Ceramiche products because they are manufactured according to the highest standards of sustainability and responsibility. |
|   | Il marchio GREENGUARD certifica i prodotti che negli ambienti interni garantiscono i più elevati standard di qualità dell'aria. Tutte le collezioni Lea Ceramiche in gres porcellanato e Slimtech hanno ottenuto la certificazione GREENGUARD GOLD, cioè lo standard di UL con i limiti più stringenti di emissioni di VOC, e sono perciò in grado di assicurare la migliore salubrità alle persone che vivono e che abitano gli ambienti. Per questo possono essere impiegate in ambienti come scuole e strutture sanitarie, frequentate da soggetti sensibili come i bambini e gli anziani. GREENGUARD GOLD è una certificazione ampiamente riconosciuta e richiesta dai programmi di edilizia sostenibile e dai regolamenti di progettazione e costruzione in tutto il mondo, come il LEED (internazionale) | GREENGUARD certifies products that guarantee the highest standards of air quality in indoor environments. All porcelain stoneware and Slimtech Lea Ceramiche collections have obtained GREENGUARD GOLD certification, i.e. the UL standard with the strictest VOC emission limits, and are therefore able to ensure that they are as healthy as possible for the people who use and inhabit these environments. They can therefore be used in environments such as schools and health facilities, attended by sensitive individuals such as children and the elderly. GREENGUARD GOLD is a widely recognised certification required by sustainable building programmes and design and construction regulations around the world, such as LEED (international) and BREEAM (UK).   |
|   | Per gran parte dei suoi prodotti, Lea Ceramiche ha ottenuto una certificazione relativa al contenuto di materiale riciclato pre-consumer. Questa caratteristica di eco-sostenibilità contribuisce all'ottenimento di crediti previsti da diversi standard edilizi internazionali.  | For most of its products, Lea Ceramiche has obtained certification for the content of pre-consumer recycled material. This eco-sustainability feature contributes to obtaining credits according to several international building standards.  |
|   | Lea Ceramiche è membro del U.S. Green Building Council e del Green Building Council ITALIA, organizzazioni che promuovono la realizzazione di edifici ed opere nel rispetto dell'ambiente, della salute e del benessere delle persone che ci vivono e lavorano. Le schede LEED delle serie Lea Ceramiche sono disponibili su richiesta, sia secondo il protocollo LEED V4 che secondo i protocolli del GBC Italia.   | Lea Ceramiche is a member of the U.S. Green Building Council and of the Green Building Council ITALIA. These organizations promote the construction of buildings and other works which respect the environment as well as the health and well-being of the people who live and work within them. The LEED data sheets for the Lea Ceramiche series are available on request, both according to the LEED V4 protocol and to the GBC Italia protocols.   |
|   | I prodotti Lea Ceramiche sono conformi alla norma internazionale ISO 17889-1 "Sustainability issues for ceramic tiling systems", che stabilisce i criteri di sostenibilità per le superfici ceramiche con l'obiettivo di fornire a professionisti della progettazione, appaltatori e consumatori una norma verificabile e valida a livello internazionale per qualificare il prodotto secondo criteri di sostenibilità economica, ambientale e sociale. La norma prevede trentotto parametri a cui è obbligatorio essere conformi e che determinano un punteggio specifico per ogni prodotto, confrontandolo con valori di riferimento. Solo le piastrelle in ceramica che raggiungono un punteggio minimo di 117,5 possono ottenere la conformità alla norma ISO 17889-1.                                     | The Lea Ceramiche products comply with the international standard ISO 17889-1 "Sustainability issues for ceramic tiling systems", that establishes the sustainability criteria for ceramic surfaces with the goal of providing design professionals, contractors and consumers a standard that is verifiable and valid at the international level for qualifying the product according to economic, environmental and social sustainability. The standard provides thirty-eight parameters to which compliance is mandatory, and which determine a specific score for each product, comparing it with reference values. Only ceramic tiles that achieve a minimum score of 117.5 can obtain compliance with standard ISO 17889-1.  |
|  | Panariagroup ha adottato l'open standard HPD (Health Product Declaration), riconosciuto da USGBC LEED, nato per promuovere l'attenzione verso persone e consumatori tramite la rendicontazione delle caratteristiche del prodotto e le informazioni sui rischi per la salute di tutti i soggetti coinvolti nel progetto.   | Panariagroup has adopted the HPD (Health Product Declaration) open standard, recognized by USGBC LEED and created to promote attention towards people and consumers by reporting product features and information regarding health risks for all those involved in the project.  |
|  | Strumento volontario, riconosciuto all'interno dei crediti LEED, che garantisce la massima trasparenza in merito alla composizione chimica dei prodotti Panariagroup e alla totale assenza di sostanze ritenute pericolose per la salute umana e per l'ambiente. Declare è in grado di orientare le scelte di progettisti e consumatori finali verso prodotti più sani e più ecologici.  | A voluntary tool, recognized within the LEED credits, that ensures maximum transparency regarding the chemical composition of Panariagroup products and the total absence of substances considered to be harmful to human health and the environment. Declare is capable of guiding the choices of designers and end consumers towards healthier and more environmentally-friendly products.   |

Ci-après, les certifications obtenues par Lea Ceramiche qui témoignent de la plus haute attention et sensibilité envers les questions éthiques, environnementales, de sécurité et de qualité. Pour plus de détails et pour télécharger les certificats, nous vous invitons à consulter notre nouveau site : [leaceramiche.com](http://leaceramiche.com).

Im Folgenden finden Sie die Zertifizierungen, die Lea Ceramiche als Zeichen der Anerkennung für die großen Bemühungen und die Sorgfalt im Umgang mit ethischen, ökologischen, Sicherheits- und Qualitätsfragen ausgestellt wurden. Für weitere Informationen und um die Zertifikate herunterzuladen, besuchen Sie bitte unsere Website: [leaceramiche.com](http://leaceramiche.com).

| CERTIFICATIONS<br>BESCHEINIGUNG | DESCRIPTION  | BESCHREIBUNG   |
|---------------------------------|--|--|
|                                 | L'UPEC est une certification de produit délivrée par l'institut français CSTB qui vérifie l'adéquation technique des produits de premier choix par rapport au type d'usage prévu.  | UPEC ist eine Produktzertifizierung, die von dem französischen Institut CSTB ausgestellt wird und die technische Eignung von Produkten erster Wahl im Hinblick auf ihren Verwendungszweck prüft.   |
|                                 | La marque CE est la certification de sécurité des produits demandé par l'Union Européenne ayant comme objectif la protection et la santé des personnes.  | Die CE-Kennzeichnung ist die von der Europäischen Union geforderte Zertifizierung der Produktsicherheit und dient dem Schutz der Gesundheit der Menschen.  |
|                                 | Le Label KEY-MARK et le Label Certiquality-UNI attestent que les produits certifiés sont conformes aux normes européennes pour les carreaux céramiques.  | Die Kennzeichnung KEY-MARK und die Kennzeichnung Certiquality-UNI bescheinigen, dass die zertifizierten Produkte den Europäischen Richtlinien für Keramikfliesen entsprechen.  |
|                                 | La Déclaration Environnementale Produit (DEP) communique de manière transparente les performances environnementales du grès cérame Lea Ceramiche en se basant sur l'analyse du cycle de vie (ACV). Les produits Lea Ceramiche possèdent la déclaration environnementale (DEP) de type III, certifiée par un tiers indépendant conformément aux normes ISO 14025 et EN 15804 (PCR de référence). Les produits certifiés DEP sont requis par les principaux organismes de certification pour la construction comme LEED (pour l'international), BREEAM (Angleterre), HQE (France) et DGNB (Allemagne), et par les cadres législatifs prévus en Italie (conditions pour participer aux marchés publics durables). Cette certification est une démarche volontaire, et vise à apporter une valeur supplémentaire aux matériaux Lea Ceramiche, fabriqués de manière responsable et selon les meilleurs standards écologiques. | Die Umwelt-Produktdeklaration (EPD) macht die Umweltleistung des Feinsteinzeugs von Lea Ceramiche auf der Grundlage der "Lebensdaueranalyse" (LCA) transparent. Die Produkte Lea Ceramiche verfügen über eine EPD vom Typ III, die von einem unabhängigen Dritten nach den Normen EN 14025 und EN 15804 (Referenz-PCR) zertifiziert wurde. EPD-zertifizierte Produkte werden von den wichtigsten Gebäudezertifizierungssystemen verlangt, wie z.B. LEED (International), BREEAM (England), HQE (Frankreich) und DGNB (Deutschland), sowie von den gesetzlichen Regelungen in Italien (Anforderungen an ein nachhaltiges öffentliches Auftragswesen). Es handelt sich um eine freiwillige Zertifizierung, die den Wert der Materialien von Lea Ceramiche zusätzlich unterstreicht, da sie nach den höchsten Anforderungen an Nachhaltigkeit und Verantwortung hergestellt werden. |
|                                 | La marque GREENGUARD certifie les produits qui garantissent les standards de qualité de l'air les plus élevés dans les environnements intérieurs. Toutes les collections Lea Ceramiche en grès cérame et Slimtech ont obtenu la certification GREENGUARD GOLD, qui est le standard de UL ayant les critères les plus sévères en matière d'émission de COV, et elles sont en mesure de garantir la meilleure salubrité aux personnes qui vivent et habitent dans ces environnements. Elles peuvent donc être utilisées dans des endroits comme les structures sanitaires, fréquentées par des individus sensibles tels que les enfants et les personnes âgées. GREENGUARD GOLD est une certification amplement reconnue et exigée par les programmes de construction durable et par les règlements de conception et construction du monde entier, comme le LEED (international) et le BREEAM (GB).                        | Die Marke GREENGUARD zertifiziert die Produkte, die in Innenbereichen höchste Luftqualität garantieren. Alle Feinsteinzeug- und Slimtech-Kollektionen von Lea Ceramiche besitzen die GREENGUARD GOLD-Zertifizierung, d.h. den UL-Standard mit den strengsten Grenzwerten für VOC-Emissionen, und gewährleisten somit die bestmögliche Gesundheitsverträglichkeit für die Menschen, die in den Räumen leben. Deshalb können sie in Umgebungen wie Schulen und Gesundheitseinrichtungen eingesetzt werden, die von empfindlichen Personen wie Kindern und älteren Menschen besucht werden. GREENGUARD GOLD ist eine weithin anerkannte Zertifizierung, die von nachhaltigen Bauprogrammen sowie weltweiten Planungs- und Baubewertungssystemen wie LEED (international) und BREEAM (Vereinigtes Königreich) verlangt wird.   |
|                                 | Pour la plupart de ses produits, Lea Ceramiche a obtenu une certification liée à la teneur en matière recyclée pré-consommateur. Cette caractéristique de l'éco-durabilité contribue à l'obtention de crédits fournis par différentes normes de construction internationales.  | Für die meisten seiner Produkte hat Lea Ceramiche gewonnen eine Zertifizierung in Bezug auf den Inhalt des Materials recycelter Pre-Consumer. Dieses Merkmal der ökologischen Nachhaltigkeit trägt dazu bei, Kredite von unterschiedliche internationale Baunormen.  |
|                                 | Lea Ceramiche est membre de l'U.S. Green Building Council et du Green Building Council d'ITALIE, organisations qui promeuvent la réalisation d'édifices et d'ouvrages qui respectent l'environnement, la santé et le bien-être des personnes qui y vivent et y travaillent. Les fiches LEED des collections Lea Ceramiche sont disponibles sur demande, aussi bien selon le protocole LEED V4 que selon les protocoles de GBC Italie.  | Lea Ceramiche ist Mitglied des US-Green Building Councils und des Green Building Councils ITALIEN, beides Organisationen, die den Bau von Gebäuden und Bauwerken unter Berücksichtigung der Umwelt, Gesundheit und des Wohlbefindens der Menschen, die darin leben und arbeiten, fördern. Die LEED-Zertifikate für die Serie Lea Ceramiche sind sowohl gemäß LEED V4 als auch gemäß den Protokollen von GBC Italia auf Anfrage erhältlich.   |
|                                 | Les produits Lea Ceramiche sont conformes à la norme internationale ISO 17889-1 "Sustainability issues for ceramic tiling systems", qui établit les critères de durabilité pour les surfaces en céramique en vue de fournir aux concepteurs professionnels, aux entrepreneurs et aux consommateurs une norme vérifiable et valide au niveau international permettant de qualifier les produits suivant des critères de durabilité économique, environnementale et sociale. La norme prévoit trente-huit paramètres auxquels il faut absolument se conformer car ils permettent d'obtenir une note spécifique à chaque produit, à comparer avec des valeurs de référence. Seuls les carreaux en céramique vantant une note minimale de 117,5 peuvent être déclarés conforme à la norme ISO 17889-1.   | Die Produkte von Lea Ceramiche entsprechen der internationalen Norm ISO 17889-1 "Sustainability issues for ceramic tiling systems", welche die Nachhaltigkeitskriterien für Keramikoberflächen festlegt, um Planern, Bauunternehmern und Verbrauchern eine überprüfbare und international gültige Norm zur Qualifikation des Produkts anhand von wirtschaftlichen, ökologischen und sozialen Nachhaltigkeitskriterien zur Verfügung zu stellen. Die Norm sieht achtunddreißig Parameter vor, die zwingend eingehalten werden müssen und für jedes Produkt eine bestimmte Punktzahl festlegen, die auf der Grundlage eines Vergleichs mit Referenzwerten vergeben wird. Nur Keramikfliesen, die eine Mindestpunktzahl von 117,5 erreichen, können die Zertifizierung nach ISO 17889-1 erhalten.   |
|                                 | Panariagroup a adopté la norme ouverte HPD (Health Product Declaration), reconnue par l'USGBC LEED, créée pour attirer l'attention des personnes et des consommateurs à travers la communication des caractéristiques du produit et des informations sur les risques pour la santé de toutes les personnes impliquées dans le projet.  | Panariagroup übernimmt den vom USGBC LEED anerkannten Open Standard HPD (Health Product Declaration). Zweck ist eine größere Aufmerksamkeit gegenüber Personen und Verbrauchern durch klare Angabe von Produktmerkmalen und Gesundheitsrisiken aller am Projekt Beteiligten.   |
|                                 | Declare est un outil volontaire, reconnu dans les crédits LEED, qui garantit une transparence maximale sur la composition chimique des produits Panariagroup et l'absence totale de substances considérées comme dangereuses pour la santé humaine et l'environnement. Declare permet d'orienter les choix des maîtres d'ouvrage et des consommateurs finaux vers des produits plus sains et plus écologiques.   | Es handelt sich um ein freiwilliges, in das System der LEED-Punkte integriertes Instrument, das maximale Transparenz hinsichtlich der chemischen Zusammensetzung der Panariagroup-Produkte sowie der vollkommenen Freiheit von als für Mensch und Umwelt schädlich erachteten Stoffe garantiert. Declare unterstützt Planer und Endverbraucher bei der Wahl gesünderer und umweltfreundlicherer Produkte.  |

# Prodotti certificati.

Certified products / Produits certifiés / Zertifizierte Produkte

serie  
series  
series  
serien



|                         |   |   |   |
|-------------------------|---|---|---|
| Anthology               | • | • | • |
| Basaltina Stone Project | • |   | • |
| Bio Attitude            | • |   | • |
| Bio Recover             |   |   | • |
| Bio Select              |   |   | • |
| Cliffstone              | • |   | • |
| Concreto                | • |   | • |
| Delight                 | • |   | • |
| Dreaming                |   |   | • |
| Masterpiece             | • |   | • |
| Nextone                 | • | • | • |
| Waterfall               | • | • | • |
| Side Stone              | • | • | • |

SLIMTECH



|                   |   |  |  |
|-------------------|---|--|--|
| Slimtech Concreto | • |  |  |
| Slimtech Delight  | • |  |  |
| Slimtech Nextone  | • |  |  |

**L'elenco aggiornato ed i relativi classements UPEC degli articoli Lea Ceramiche sono consultabili sul sito [www.cstb.fr](http://www.cstb.fr) o tramite i link <https://evaluation.cstb.fr> - <https://database.cstb.fr>**

The updated list and the corresponding UPEC classifications for Lea Ceramiche products can be viewed at [www.cstb.fr](http://www.cstb.fr) or via the links

<https://evaluation.cstb.fr> - <https://database.cstb.fr>

La liste mise à jour des articles Lea Ceramiche et leurs relatifs classements UPEC peuvent être consultés sur le site Web [www.cstb.fr](http://www.cstb.fr) ou via les liens

<https://evaluation.cstb.fr> - <https://database.cstb.fr>

Das aktuelle Verzeichnis und die entsprechenden UPEC-Klassifizierungen der Lea Ceramiche-Produkte können von der Website [www.cstb.fr](http://www.cstb.fr) oder über die Links <https://evaluation.cstb.fr> - <https://database.cstb.fr> heruntergeladen werden.

**I certificati del contenuto di riciclato, compresi gli aggiornamenti 2024, sono scaricabili dal sito [www.leaceramiche.it](http://www.leaceramiche.it) alla sezione Download/Certificazioni**

Recycled content certificates, including the 2024 updates, can be downloaded from [www.leaceramiche.it](http://www.leaceramiche.it) in the Downloads/Certifications section.

Les certificats sur la teneur en matière recyclée, y compris les mises à jour 2024, peuvent être téléchargés sur le site [www.leaceramiche.it](http://www.leaceramiche.it) dans la section Téléchargement /Certifications.

Die Zertifikate zum Recyclinganteil, darunter auch die Aktualisierungen 2024, können von der Seite [www.leaceramiche.it](http://www.leaceramiche.it) im Bereich Download/Zertifizierungen heruntergeladen werden.



UNI-CERTIQUALITY-KEY MARK

**I certificati sono disponibili su richiesta**

Certificates are available upon request

Les certificats sont disponibles sur demande

Zertifikate sind auf Anfrage erhältlich



# Norme tecniche di riferimento.

## Technical standards / Normes techniques / Technische Bezugsnormen



### RESISTENZA ALL'ABRASIONE PROFONDA

#### DEEP ABRASION RESISTANCE | RÉSISTANCE À L'ABRASION PROFONDE | TIEFENABRIEBFESTIGKEIT

ISO 10545-6

Le superfici non smaltate (UGL) sono sottoposte al metodo dell'abrasione profonda; questo test determina il volume di materiale che viene asportato dalla superficie con un disco abrasivo dopo 150 giri. Tanto minore è il volume asportato tanto più resistente è il materiale.

Unglazed (UGL) surfaces are subjected to the deep abrasion method; this test measures the volume of material removed from the surface with an abrasive disc after 150 rotation cycles. The lower the volume removed, the more resistant the material.

Les surfaces non émaillées (UGL) sont soumises à la méthode de l'abrasion profonde : ce test détermine le volume de matériau éliminé de la surface à l'aide d'un disque abrasif au bout de 150 tours. La résistance est d'autant plus importante que le volume de matériau éliminé est faible.

Unglasierte Oberflächen (UGL) werden einem Tiefenabriebfestigkeitstest unterzogen. Dieser Test bestimmt die Materialmenge, die mit einer Schleifscheibe nach 150 Umdrehungen von der Oberfläche abgetragen wird. Je geringer das abgetragene Materialmenge, um so beständiger ist das Material.



### RESISTENZA AL GELO

#### FROST RESISTANCE | RÉSISTANCE AU GEL | FROSTBESTÄNDIGKEIT

ISO 10545-12

I materiali ceramici posati in esterno subiscono danneggiamenti dovuti al gelo se possiedono una certa porosità. Quando l'acqua eventualmente assorbita ghiaccia, aumenta il proprio volume determinando forti sollecitazioni meccaniche interne che possono tradursi in distacchi di materiale sulla superficie. Le piastrelle Lea Ceramiche sono ingelive quando, in virtù della porosità quasi nulla, superano sempre il test ISO 10545-12 che prevede 100 cicli gelo/disgelo tra -5°C e +5°C senza subire nessun danno.

Ceramic materials laid outdoors suffer frost damage if their porosity is above a certain level. When any water absorbed freezes, it increases in volume, generating strong internal mechanical stresses which may cause the material to detach from the underlying surface. Lea Ceramiche tiles are frostproof because, thanks to their negligible porosity, they always comply with the ISO 10545-12 test comprising 100 frost/defrost cycles between -5°C and +5°C without suffering any damage.

Les matériaux céramiques posés en extérieur subissent des dommages provoqués par le gel lorsqu'ils sont légèrement poreux. Lorsque l'eau éventuellement absorbée gèle, son volume augmente, ce qui a pour effet d'exercer de fortes sollicitations mécaniques internes qui peuvent se traduire par un détachement des carreaux de la surface de pose. Leur porosité étant quasi nulle, les carreaux Lea Ceramiche sont ingélifs. Ils ont en effet réussi avec succès le test ISO 10545-12 qui prévoit 100 cycles de gel/dégel entre -5°C et +5°C sans subir aucun dommage.

Die in Außenbereichen verlegten keramischen Materialien werden durch Frost beschädigt, wenn sie eine bestimmte Porosität aufweisen. Wenn das mögliche aufgenommene Wasser vereist, dehnt es sich aus und führt zu inneren mechanischen Belastungen, die zur Ablösung von Material an der Oberfläche führen können. Die Fliesen Cotto d'Este sind frostbeständig, da sie so gut wie gar nicht porös sind, und daher den Test nach ISO 10545-12, der 100 Gefrier- und Tauzyklen zwischen -5°C und +5°C vorsieht, stets unbeschadet bestehen.



## RESISTENZA ALL'ATTACCO CHIMICO

### CHEMICAL RESISTANCE | RÉSISTANCE À L'ATTAQUE CHIMIQUE | CHEMIKALIENBESTÄNDIGKEIT

ISO 10545-13

Il metodo determina la resistenza chimica di piastrelle sia smaltate che non smaltate, utilizzando acidi (cloridrico, citrico, lattico) e basi (idrossido di potassio) a bassa (L) e ad alta (H) concentrazione. La classificazione viene effettuata come segue:

LA, HA: Resistente;

LB, HB: Modifica dell'aspetto della superficie;

LC, HC: Perdita parziale o completa della superficie originale.

This method measures the chemical resistance of both glazed and unglazed tiles, using acids (hydrochloric, citric and lactic) and bases (potassium hydroxide) at low (L) and high (H) concentration.

The classification is as follows:

LA, HA: Resistant;

LB, HB: Changes in appearance of surface;

LC, HC: partial or complete loss of original surface.

Cette méthode permet de mesurer la résistance chimique de carreaux émaillés et non-émaillés en utilisant différents acides (chlorhydrique, citrique et lactique) et des bases (hydroxyde de potassium) à basse (L) et haute (H) concentration.

La classification est la suivante:

LA et HA: résistant;

LB et HB: modification de l'aspect de la surface;

LC et HC: perte partielle ou totale de la surface d'origine.

Die Methode bestimmt die Chemikalienbeständigkeit sowohl glasierter als auch unglasierter Fliesen, unter Verwendung von Säuren (Salzsäure, Zitronensäure, Milchsäure) und Laugen (Kaliumhydroxyd) inschwacher (L) und starker (H) Konzentration. Die Einstufung findet wie folgt statt:

LA, HA: beständig;

LB, HB: Veränderung der Oberflächenoptik;

LC, HC: Teilweiser oder vollständiger Verlust der Originaloberfläche.



## RESISTENZA ALLE MACCHIE

### STAIN RESISTANCE | RÉSISTANCE AUX TACHES | FLECKENBESTÄNDIGKEIT

ISO 10545-14

La superficie d'esercizio viene posta a contatto con tre agenti macchianti, olio d'oliva, soluzione alcolica di iodio e verde cromo in olio leggero; dopo 24 ore si procede alla pulizia.

Classe 5 - macchia rimossa con acqua calda corrente per 5 minuti;

Classe 4 - macchia rimossa mediante pulizia manuale con detergente debole;

Classe 3 - macchia rimossa mediante pulizia meccanica con detergente forte;

Classe 2 - macchia rimossa mediante immersione in idoneo solvente per 24 ore;

Classe 1 - macchia non rimossa.

The operating surface is subject to three staining agents, olive oil, iodine alcohol solution and chromium green in light oil; after 24 hours the surface is cleaned.

Class 5 - stain removed within 5 minutes under warm running water;

Class 4 - stain removed by manual cleaning with mild detergent;

Class 3 - stain removed by mechanical cleaning with strong detergent;

Class 2 - stain removed by dipping in suitable thinner for 24 hours;

Class 1 - stain not removed.

La surface de travail est mise au contact de trois agents tachants, huile d'olive, solution alcoolique à base d'iode et vert de chrome dans une huile légère; le nettoyage est effectué après 24 heures.

Classe 5 - tache enlevée à l'eau chaude courante (5 minutes);

Classe 4 - tache enlevée par nettoyage manuel avec un produit léger;

Classe 3 - tache enlevée par nettoyage mécanique avec un détergent fort;

Classe 2 - tache enlevée par immersion dans un solvant approprié pendant 24 heures;

Classe 1 - tache tenace.

Die Arbeitsfläche wird drei färbenden Substanzen ausgesetzt, Olivenöl, alkoholischer Jodlösung und Grünchrom in Leichtöl und nach 24 Stunden gereinigt.

Klasse 5 - Der Fleck verschwindet nach 5-minütigen Abspülen mit warmem Wasser.

Klasse 4 - Der Fleck verschwindet nach einer Reinigung von Hand mit einem sanften Reinigungsmittel.

Klasse 3 - Der Fleck verschwindet nach einer mechanischen Reinigung mit einem starken Reinigungsmittel.

Klasse 2 - Der Fleck verschwindet nach einem 24-stündigen Tauchbad in einem geeigneten Lösungsmittel.

Klasse 1 - Der Fleck kann nicht entfernt werden.



## ASSORBIMENTO D'ACQUA

### WATER ABSORPTION | ABSORPTION D'EAU | WASSERAUFNAHMEFÄHIGKEIT

ISO 10545-3

La capacità di un materiale ceramico di assorbire acqua è in relazione alla sua porosità.

I prodotti Lea Ceramiche, grazie alle materie prime molto pregiate e alle avanzate tecnologie produttive, offrono sempre una compattezza eccezionale e conseguentemente valori minimi di porosità.

L'assorbimento d'acqua rappresenta la quantità d'acqua assorbita dalla piastrella ceramica e viene espressa come % riferita alla massa.

A ceramic material's capacity to absorb water depends on its porosity. Thanks to the quality raw materials used and the state-of-the-art production technologies, Lea Ceramiche products are always outstandingly compact, meaning that their porosity is negligible.

Water absorption represents the quantity of water absorbed by the ceramic tile and is measured as a % of the weight.

La capacité d'absorption d'eau d'un matériau céramique dépend de sa porosité.

Grâce à la très haute qualité des matières premières utilisées et à des technologies de production avancées, les produits Lea Ceramiche garantissent un degré de compacité exceptionnel synonyme de porosité minimale.

L'absorption d'eau représente la quantité d'eau absorbée par le carreau céramique et est exprimée en % par rapport à la masse.

Die Wasseraufnahmefähigkeit eines keramischen Materials ist von seiner Porosität abhängig. Lea Ceramiche Produkte weisen dank ihrer sehr hochwertigen Rohstoffe und ihrer fortschrittlichen Produktionstechniken stets eine ausgezeichnete kompakte Beschaffenheit und minimale Porosität auf. Der Wert drückt den Aufnahmeprozentsatz im Verhältnis zur Masse aus. Die Wasseraufnahme bezieht sich auf die von der Keramikfliese aufgenommene Wassermenge und wird in % im Verhältnis zur Masse ausgedrückt.



# RESISTENZA ALLO SCIVOLAMENTO

## SLIP RESISTANCE | RÉSISTANCE AU GLISSEMENT | RUTSCHFESTIGKEIT



### DIN EN 16165 - Annex B

Un operatore, indossando scarpe antinfortunistiche, cammina su di un piano ad inclinazione variabile rivestito di piastrelle da testare e coperto con olio motore. Il piano viene progressivamente inclinato e l'angolo in corrispondenza del quale l'operatore inizia a scivolare determina la classificazione delle piastrelle, come riportato nella tabella seguente:

An operator, wearing safety shoes, walks on a variable inclination plane covered with tiles to be tested and sprinkled with motor oil. The plane is gradually tilted and the angle at which the operator starts to slide determines the classification of the tiles, as shown in the table below.

Un opérateur, portant des chaussures de sécurité, marche sur une surface à inclinaison variable recouverte de carreaux à tester et aspergée d'huile moteur. La surface est progressivement inclinée et l'angle auquel l'opérateur commence à glisser détermine la classification des carreaux, comme indiqué dans le tableau suivant :

Ein Prüfer läuft mit Sicherheitsschuhen über eine Fläche mit verstellbarer Neigung, die mit zu prüfenden, mit Motoröl benetzten Fliesen bedeckt ist. Die Fläche wird langsam geneigt und der Winkel, ab dem der Prüfer zu rutschen beginnt, bestimmt die Klassifizierung der Fliesen, wie in der nachstehenden Tabelle aufgezeigt:

- $\alpha < 6^\circ =$  non classificate
- $6^\circ \leq \alpha \leq 10^\circ =$  R9
- $10^\circ < \alpha \leq 19^\circ =$  R10
- $19^\circ < \alpha \leq 27^\circ =$  R11
- $27^\circ < \alpha \leq 35^\circ =$  R12
- $\alpha > 35^\circ =$  R13

- $\alpha < 6^\circ =$  not classified
- $6^\circ \leq \alpha \leq 10^\circ =$  R9
- $10^\circ < \alpha \leq 19^\circ =$  R10
- $19^\circ < \alpha \leq 27^\circ =$  R11
- $27^\circ < \alpha \leq 35^\circ =$  R12
- $\alpha > 35^\circ =$  R13

- $\alpha < 6^\circ =$  non classé
- $6^\circ \leq \alpha \leq 10^\circ =$  R9
- $10^\circ < \alpha \leq 19^\circ =$  R10
- $19^\circ < \alpha \leq 27^\circ =$  R11
- $27^\circ < \alpha \leq 35^\circ =$  R12
- $\alpha > 35^\circ =$  R13

- $\alpha < 6^\circ =$  nicht klassifizierbar
- $6^\circ \leq \alpha \leq 10^\circ =$  R9
- $10^\circ < \alpha \leq 19^\circ =$  R10
- $19^\circ < \alpha \leq 27^\circ =$  R11
- $27^\circ < \alpha \leq 35^\circ =$  R12
- $\alpha > 35^\circ =$  R13

### DIN EN 16165 - Annex A

Il metodo si prefigge di misurare l'idoneità delle piastrelle per la posa in ambienti dove si cammina a piedi scalzi (es. bordi piscine, docce, ecc.). Un operatore cammina a piedi scalzi su di un piano inclinabile sul quale sono posate le piastrelle in esame bagnate con una soluzione acquosa di sapone. Il piano viene via via inclinato, e l'angolo in corrispondenza del quale l'operatore inizia a scivolare determina la classificazione delle piastrelle, come riportato nella tabella seguente:

This method aims to measure the tiles' suitability for laying in areas where people walk barefoot (e.g. edges of swimming-pools, showers, etc.). An operator walks barefoot over a tilting surface laid with the tiles for testing, wet with a soap and water solution. The surface is gradually tilted and the angle of tilt at which the operator starts to slip provides the tiles' rating, as shown in the table below.

La méthode vise à mesurer la conformité des carreaux pour une pose sur des espaces où l'on marche pieds nus (abords de piscine, douche, etc.). Un opérateur marche pieds nus sur un plan inclinable sur lequel sont posés des carreaux mouillés à l'aide d'une solution d'eau et de savon. Le plan est progressivement incliné et l'angle correspondant à l'inclinaison du plan au moment où l'opérateur commence à glisser détermine la classification des carreaux comme indiquée ci-dessous:

Mit dieser Methode wird die Eignung der Fliesen für die Verlegung in Barfuß-Bereichen (z.B. Schwimmbeckenränder, Duschen, usw.) getestet. Eine Person läuft barfuß auf einer neigbaren Fläche, auf der die zu prüfenden Fliesen verlegt und mit einer Seifenwasserlösung benetzt sind. Die Fläche wird nach und nach geneigt und der Neigungswinkel, bei dem die Person zu rutschen beginnt, bestimmt die Klassifizierung der Fliesen, wie in der folgenden Tabelle aufgeführt:

|                                   |                  |
|-----------------------------------|------------------|
| $\alpha < 12^\circ$               | non classificate |
| $12^\circ \leq \alpha < 18^\circ$ | A                |
| $18^\circ \leq \alpha < 24^\circ$ | B (A+B)          |
| $\alpha \geq 24^\circ$            | C (A+B+C)        |

|                                   |                |
|-----------------------------------|----------------|
| $\alpha < 12^\circ$               | not classified |
| $12^\circ \leq \alpha < 18^\circ$ | A              |
| $18^\circ \leq \alpha < 24^\circ$ | B (A+B)        |
| $\alpha \geq 24^\circ$            | C (A+B+C)      |

|                                   |            |
|-----------------------------------|------------|
| $\alpha < 12^\circ$               | non classé |
| $12^\circ \leq \alpha < 18^\circ$ | A          |
| $18^\circ \leq \alpha < 24^\circ$ | B (A+B)    |
| $\alpha \geq 24^\circ$            | C (A+B+C)  |

|                                   |                       |
|-----------------------------------|-----------------------|
| $\alpha < 12^\circ$               | nicht klassifizierbar |
| $12^\circ \leq \alpha < 18^\circ$ | A                     |
| $18^\circ \leq \alpha < 24^\circ$ | B (A+B)               |
| $\alpha \geq 24^\circ$            | C (A+B+C)             |

### BCR TORTUS

Metodo inglese per la determinazione del coefficiente di attrito delle superfici in base alla resistenza opposta al trascinamento di una apparecchiatura (tortus) che viene fatta transitare sulla superficie stessa. Il metodo si basa, mediante un dispositivo mobile, di determinare il coefficiente di attrito che materiali standardizzati, quali gomma e cuoio, hanno in condizioni di asciutto o bagnato una volta a contatto con una determinata superficie da pavimentazione. Come già indicato sopra il "tortus test" il metodo di riferimento per la legislazione nazionale di cui al paragrafo 8.2.2 del D.M. 236/89 che nelle condizioni di Gomma asciutta e Cuoio bagnato prevede un coefficiente  $> 0,40$ . La macchina di prova per la rilevazione del coefficiente di attrito su superfici bagnate è il sistema Digital Sliptester Floor Slide Control FSC 2000, sistema computerizzato.

English method for finding the coefficient of friction of surfaces based on the resistance opposed to the movement of a tester instrument (Tortus) that crosses the surface to be tested. The method is based on the use of a mobile device to determine the coefficient of friction that standard materials, such as rubber and leather, have in wet or dry conditions when in contact with a certain floor covering material. As explained above, the "Tortus test" is the reference method for National legislation under paragraph 8.2.2 of Ministerial Decree 236/89, which envisages a coefficient equal to  $>0.40$  in Dry Rubber and Wet Leather conditions. The friction coefficient testing machine for wet surfaces is the Digital Sliptester Floor Slide Control FSC 2000 system, which is computer-controlled.

Méthode anglaise pour la détermination du coefficient de frottement des surfaces en fonction de la résistance opposée au glissement d'un appareil (Tortus) sur la surface elle-même. Cette méthode consiste, par le biais d'un dispositif mobile, à déterminer le coefficient de frottement de des matières standardisées, telles que le caoutchouc et le cuir, possédant sur des surfaces sèches ou mouillées en contact avec un sol bien précis. Ledit « Tortus Test », méthode de référence pour la législation nationale visée au paragraphe 8.2.2 du D.M. 236/89, prévoit dans des conditions de Caoutchouc sec et Cuir mouillé un coefficient  $> 0,40$ . Le mesurage du coefficient de frottement sur des surfaces mouillées est obtenu au moyen du système informatisé Digital Sliptester Floor Slide Control FSC 2000.

Englische Methode zur Bestimmung des Reibungskoeffizienten von Oberflächen auf der Grundlage des Schleppwiderstandes eines Gerätes (tortus), das über eine Oberfläche bewegt wird. Die Methode basiert darauf, mit Hilfe einer beweglichen Vorrichtung, den Reibungskoeffizienten zu ermitteln, den Standardmaterialien wie Gummi und Leder in trockenem und nassem Zustand in Kontakt mit einer bestimmten Fußbodenfläche aufweisen. Wie bereits oben erwähnt, ist der Tortus-Test die Grundlage für die nationale Gesetzgebung gemäß Paragraph 8.2.2 des Ministerialerlasses 236/89, der für trockenes Gummi und nasses Leder einen Koeffizienten von  $> 0,40$  vorsieht. Das Testgerät zur Ermittlung des Reibungskoeffizienten auf nassen Oberflächen ist das EDV-System Digital Sliptester Floor Slide Control FSC 2000.

|                        |                        |
|------------------------|------------------------|
| $\mu < 0,20$           | Scivolosità pericolosa |
| $0,20 \leq \mu < 0,40$ | Scivolosità eccessiva  |
| $0,40 \leq \mu < 0,75$ | Attrito soddisfacente  |
| $\mu \geq 0,75$        | Attrito eccellente     |

|                        |                    |
|------------------------|--------------------|
| $\mu < 0,20$           | Dangerous sliding  |
| $0,20 \leq \mu < 0,40$ | Excessive sliding  |
| $0,40 \leq \mu < 0,75$ | Adequate friction  |
| $\mu \geq 0,75$        | Excellent friction |

|                        |                         |
|------------------------|-------------------------|
| $\mu < 0,20$           | Glissance dangereuse    |
| $0,20 \leq \mu < 0,40$ | Glissance excessive     |
| $0,40 \leq \mu < 0,75$ | Frottement satisfaisant |
| $\mu \geq 0,75$        | Frottement excellent    |

|                        |                          |
|------------------------|--------------------------|
| $\mu < 0,20$           | Gefährliche Rutschigkeit |
| $0,20 \leq \mu < 0,40$ | Übermäßige Rutschigkeit  |
| $0,40 \leq \mu < 0,75$ | Mittlere Reibung         |
| $\mu \geq 0,75$        | Ausgezeichnete Reibung   |



## ANSI A326.3

Coefficiente dinamico di attrito (DCOF): a volte chiamato coefficiente d'attrito. Questo è il rapporto tra la forza necessaria a mantenere una superficie già in movimento di scorrimento su un'altra ed il peso (o forza normale) di un oggetto.

Lo standard nazionale ANSI A326.3:2021 richiede ai produttori di pavimento di fornire le classificazioni di utilizzo del prodotto in base alle loro proprietà di resistenza allo scivolamento, per aiutare i progettisti e gli utilizzatori finali nella selezione del materiale in funzione della destinazione d'uso, come riportato nella seguente tabella:

Dynamic Coefficient of Friction (DCOF): sometimes called kinetic coefficient of friction. This is the ratio of the force necessary to keep a surface already in motion sliding over another divided by the weight (or normal force) of an object.

The national standard ANSI A326.3:2021 requires flooring manufacturers to provide product usage classifications based on their slip resistance properties, to assist designers and end users in selecting material for intended use, as shown in the following table:

| Classification     | Reference Category |
|--------------------|--------------------|
| Interior, Dry      | ID                 |
| Interior, Wet      | IW                 |
| Interior, Wet Plus | IW+                |
| Exterior, Wet Plus | EW                 |
| Oils/Greases       | O/G                |

## AS/NZS 4586 – APPENDICE A

La prova del pendolo bagnato per la misurazione della resistenza allo scivolamento (AS/NZS 4586 Appendice A) è generalmente eseguita utilizzando uno strumento di prova a pendolo Wessex oppure Munro – Stanley London. Il dispositivo a pendolo è portatile ed è composto da un piede appesantito e da un cursore di prova che oscilla verso il basso e scorre su una superficie bagnata con acqua. Il piede comprende un cursore in gomma con carica a molla che esercita una forza prestabilita sul campione mentre scivola sulla superficie. Gli esiti della prova sono espressi sotto forma di British Pendulum Number (BPN) e classificati secondo la norma AS/NZS 4586, come indicato nella tabella seguente.

La AS/NZS 4586 classifica la superficie sulla base del valore BPN medio, mentre la norma australiana per prove di resistenza allo scivolamento AS/NZS 4663 esprime l'esito come BPN. La AS/NZS 4663 fornisce inoltre una stima del contributo teorico del pavimento al rischio di scivolamento in presenza di acqua, come indicato di seguito:

| Valore medio per prova a pendolo BPM<br>Pendulum mean BPM |         | Classificazione AS/NZS 4586<br>AS/NZS 4586 Classification | AS/NZS 4663 Contributo teorico del<br>pavimento al rischio di scivolamento sul<br>bagnato<br>AS/NZS 4663 Notional contribution of<br>the floor surface to the risk of slipping<br>when wet | AS/NZS 4663 Notional contribution of<br>the floor surface to the risk of slipping<br>when wet |
|---|---------|---|--|---|
| Four S  | TRL     |   |  |   |
| > 54  | > 44    | V (P5:2013)   |  | Molto basso / Very low  |
| 45 - 54   | 40 - 44 | W (P4:2013)   |  | Basso / Low   |
| 35 - 44   | -       | X (P3:2013)   |  | Moderato / Moderate   |
| 25 - 34   | -       | Y (P2:2013)   |  | Alto / High   |
| < 25  | -       | Z (P1:2013)   |  | Molto alto / Very high  |

Mentre si possono utilizzare 2 tipi di materiale per il cursore in gomma, la suola da scarpa simulata standard ('Four S') è generalmente accettata come materiale per valutare la resistenza allo scivolamento per persone che indossano calzature adeguate. Si utilizza prevalentemente gomma TRL (Transport Research Laboratory) per superfici ad alta resistenza allo scivolamento o superfici strutturate. Le attività di ricerca hanno dimostrato che la gomma TRL fornisce un'indicazione più affidabile della resistenza allo scivolamento a piedi nudi, data la natura più morbida e cedevole del materiale che è più simile alla pelle umana rispetto alla gomma Four S.

## AS/NZS 4586 - APPENDIX A

The wet pendulum slip resistance test (AS/NZS 4586 Appendix A) is generally conducted using a Wessex or Munro – Stanley London Pendulum Friction Tester. This pendulum device is portable and consists of a weighted foot with a test slider that swings down and slides across the wet surface. The weighted foot comprises a spring loaded rubber test slider that exerts a prescribed force over the specimen as it slides across the surface. The results of the test are expressed as a British Pendulum Number (BPN) and classified according to AS/NZS 4586 as shown in the table below:

AS/NZS 4586 classifies the surface based on the mean BPN, whereas the Australian Standard for onsite slip testing AS/NZS 4663 expresses the result in terms of BPN. AS/NZS 4663 also provides a notional contribution of the floor surface to the risk of slipping when water is present as given below:

While there are 2 rubber slider materials that may be used, Four S (simulated standard shoe sole) is generally accepted as the material to assess the slip resistance for people wearing suitable footwear. TRL (Transport Research Laboratory) rubber is predominantly used for highly slip resistant and rough surfaces. Research has indicated that TRL rubber may provide a better indication of barefoot slip resistance due to the softer yielding nature of the material, being more comparable to human skin than Four S rubber.

## UNE EN 16165 – Annex C

La prova del pendolo UNE EN 16165 – Annex C sostituisce la UNE 41091 EX. All'interno dell'Appendice Nazionale (Anexo Nacional A) della UNE EN 16165:2022 vengono riportate le classificazioni dei pavimenti secondo Documento Básico SUA (Seguridad de utilización y accesibilidad).

| Scivolosità (R <sub>d</sub> ) | Classe |
|-------------------------------|--------|
| R <sub>d</sub> ≤ 15           | 0      |
| 15 < R <sub>d</sub> ≤ 35      | 1      |
| 35 < R <sub>d</sub> ≤ 45      | 2      |
| R <sub>d</sub> > 45           | 3      |

Classe attribuibile alle pavimentazioni in funzione della loro collocazione

| Collocazione e caratteristiche della pavimentazione   | Classe |
|---|--------|
| Zone interne asciutte   | 1      |
| - superfici con pendenza minore del 6%<br>- superfici con pendenza maggiore o uguale al 6% e scale  | 2      |
| Zone interne umide, come gli ingressi agli edifici da spazi esterni(1), terrazze coperte, guardaroba, docce, bagni, spogliatoi, cucine, etc.  | 2      |
| - superfici con pendenza minore del 6%<br>- superfici con pendenza maggiore o uguale al 6% e scale  | 3      |
| Zone interne dove, oltre l'acqua, si possono trovare agenti (grassi, lubrificanti, etc.) che riducono la resistenza allo scivolamento, come cucine industriali, macelli, parcheggi, zone di uso industriale, ecc. | 3      |
| Zone esterne. Docce. Piscine (2)  | 3      |

(1) Fanno eccezione gli accessi diretti a zone di uso limitato.  
(2) In zone dove si prevede il passaggio di utenti scalzi e sul fondo delle vasche nella zona in cui la profondità non ecceda 1,50 m.

The UNE EN 16165 – Annex C pendulum test replaces the UNE 41091 EX. The floor classifications according to the Documento Básico SUA (Seguridad de utilización y accesibilidad) are reported in the National Appendix (Anexo Nacional A) of the UNE EN 16165:2022.

| Slip resistance coefficient (R <sub>d</sub> ) | Class |
|---|-------|
| R <sub>d</sub> ≤ 15                           | 0     |
| 15 < R <sub>d</sub> ≤ 35                      | 1     |
| 35 < R <sub>d</sub> ≤ 45                      | 2     |
| R <sub>d</sub> > 45                           | 3     |

Class required for floors according to their location

| Location and characteristics of the floor   | Class |
|---|-------|
| Dry interior areas  | 1     |
| - surfaces with a slope less than 6%<br>- surfaces with a slope equal to or greater than 6% and stairs  | 2     |
| Humid interior areas, such as entrances to buildings from the exterior (1), covered terraces, changing rooms, showers, bathrooms, toilets, kitchens, etc.   | 2     |
| - surfaces with a slope less than 6%<br>- surfaces with a slope equal to or greater than 6% and stairs  | 3     |
| Interior areas, which in addition to water, may include agents (greases, lubricants, etc.) that may reduce slip resistance, such as industrial kitchens, slaughterhouses, car parks, industrial use areas, etc. | 3     |
| Exterior areas. Showers. Swimming pools (2)   | 3     |

(1) Except in the case of direct entries to areas of restricted use.  
(2) In areas provided for barefoot users and in the bottom of pools, in areas in which the depth does not exceed 1.5 m.

El ensayo del péndulo UNE EN 16165 – Annex C sustituye la UNE 41091 EX. Dentro del Apéndice Nacional (Anexo Nacional A) de la UNE EN 16165:2022 se reportan las clasificaciones de los suelos según el Documento Básico SUA (Seguridad de utilización y accesibilidad).

| Resistencia al deslizamiento (R <sub>d</sub> ) | Clase |
|--|-------|
| R <sub>d</sub> ≤ 15                            | 0     |
| 15 < R <sub>d</sub> ≤ 35                       | 1     |
| 35 < R <sub>d</sub> ≤ 45                       | 2     |
| R <sub>d</sub> > 45                            | 3     |

Clase exigible a los suelos en función de su localización

| Localización y características del suelo   | Clase |
|--|-------|
| Zonas interiores secas   | 1     |
| - superficies con pendiente menor que el 6%<br>- superficies con pendiente igual o mayor que el 6% y escaleras   | 2     |
| Zonas interiores húmedas, tales como las entradas a los edificios desde el espacio exterior (1), terrazas cubiertas, vestuarios, duchas, baños, aseos, cocinas, etc.   | 2     |
| - superficies con pendiente menor que el 6%<br>- superficies con pendiente igual o mayor que el 6% y escaleras   | 3     |
| Zonas interiores donde, además de agua, pueda haber agentes (grasas, lubricantes, etc.) que reduzcan la resistencia al deslizamiento, tales como cocinas industriales, mataderos, aparcamientos, zonas de uso industrial, etc. | 3     |
| Zonas exteriores. Duchas. Piscinas (2)   | 3     |

(1) Excepto cuando se trate de accesos directos a zonas de uso restringido.  
(2) En zonas previstas para usuarios descalzos y en el fondo de los vasos, en las zonas en las que la profundidad no exceda de 1,50 m.



**CLASSE REQUISITI MECCANICI (CARRABILITÀ)**

**MECHANICAL REQUIREMENTS CLASS (VEHICULAR PASSAGE ) | CLASSE EXIGENCES MÉCANIQUE (DALLES DE VOIRIE) | KLASSE DER MECHANISCHEN ANFORDERUNGEN ( BEFAHRBARKEIT)**

EN 1339

Le lastre per strade e coperture in cemento sono soggette a marcatura NF, la cui gestione è garantita da CERIB su incarico di AFNOR Certification.

· Classi di denominazione NF riconducibili all'uso

Corrispondono alle classi di requisiti della norma P 98-335 in merito al dimensionamento e alla realizzazione di pavimentazioni.

Les dalles de voirie et de toiture en béton font l'objet d'une marque NF dont la gestion est assurée par le CERIB par mandat de l'organisme de normalisation AFNOR.

· Classes d'appellation NF liées à l'usage

Elles correspondent aux classes d'exigences de la norme P 98-335 concernant le dimensionnement et la mise en oeuvre des chaussées.

| Classe  |   | S4   | T7   | T11   | U14   | U25   | U30   |
|---|---|--|--|---|---|---|---|
| Destinazione STRADA & COPERTURE<br>Destination VOIRIE & TOITURE | Posa su sabbia o malta<br>Pose sur sable ou mortier | Veicoli con carico per ruota < 0,6 t<br>Véhicules de charge par roue < 0,6 t | Veicoli con carico per ruota < 0,9 t<br>Véhicules de charge par roue < 0,9 t | Veicoli con carico per ruota < 2,5 t<br>Véhicules de charge par roue < 2,5 t                  |   | Veicoli con carico per ruota ≤ 6,5 t<br>Véhicules de charge par roue ≤ 6,5 t                  |   |
|   |   |  |  | Circolazione occasionale e a bassa velocità<br>Circulation occasionnelle et à vitesse réduite | Circolazione normale<br>Circulation normale   | Circolazione occasionale e a bassa velocità<br>Circulation occasionnelle et à vitesse réduite | Circolazione normale<br>Circulation normale |
|   | Posa su sostegni<br>Pose sur plots                  | /  | Solo accesso pedonale<br>Accès piétons exclusivement                         | Uso collettivo o pubblico<br>Usage collectif ou public  | Veicoli con carico per ruota < 0,9 t in circolazione a velocità ridotta e per 40 veicoli/giorno/direzione al massimo (parcheggio, ...)<br>Véhicules de charge par roue < 0,9 t circulant à vitesse réduite et à raison de 40 véhicules/jour/sens au maximum (aires de stationnement, ...) | /   | /   |



**SFORZO DI ROTTURA (S)**

**BREAKING STRENGTH (S) | CHARGE DE RUPTURE (S) | BRUCHWIDERSTAND (S)**

ISO 10545-4

Questo parametro serve per valutare la capacità della piastrella di sopportare carichi statici e dinamici quando è posta in esercizio. La norma considera la piastrella come una trave, posta su due rulli distanti tra loro, mentre al centro viene applicata una forza tramite un terzo rullo. Il carico di rottura è il peso che viene sopportato prima della rottura della piastrella. Il carico di rottura effettivo della piastrella in opera è notevolmente superiore a quello misurato in laboratorio.

This parameter is used to assess the ceramic tile's capacity to withstand static and dynamic loads after laying. The standard considers the tile as a beam, placed on two rollers a certain distance apart, while a third roller applies a force to its centre. The breaking strength is the weight the tile withstands before breaking. The actual breaking strength of a tile after laying is considerably higher than the value measured in the laboratory.

Ce paramètre permet d'évaluer la capacité qu'a le carreau de supporter des charges statiques et dynamiques. La norme considère le carreau comme une poutre posée sur deux rouleaux distants l'un de l'autre alors qu'au centre du carreau est appliquée une force par l'intermédiaire d'un troisième rouleau. La charge de rupture est le poids supporté avant rupture du carreau. La charge de rupture effective du carreau après pose est nettement supérieure à celle mesurée en laboratoire.

Dieser Parameter dient zur Bewertung der Fähigkeit der im verlegten Zustand statischen und dynamischen Belastungen standzuhalten. Die Norm betrachtet die Fliese als einen Balken, der auf zwei voneinander distanzierten Rollen liegt, während in der Mitte über eine dritte Rolle eine Kraft angelegt wird. Die Bruchlast ist das ausgehaltene Gewicht, bevor die Fliese bricht. Die tatsächliche Bruchfestigkeit der verlegten Fliese ist wesentlich höher als die im Labor gemessene Bruchfestigkeit.

ASTM C 648

Il metodo di prova consiste nell'appoggiare la piastrella sulle estremità di tre aste cilindriche oppure su tre cuscinetti a sfera per piastrelle, aventi un'area facciale pari a 6,25 pollici<sup>2</sup> (40 cm<sup>2</sup>) o area minore, disposte/i in modo da formare un triangolo equilatero. È pertanto applicata una forza di entità prestabilita al centro del supporto triangolare. Tale forza è mantenuta fino alla rottura del campione.

The test method consists in placing the tile on the ends of three cylindrical rods, or on three ball bearings for tiles having a facial area of 6.25 in<sup>2</sup> (40 cm<sup>2</sup>) or less, arranged in an equilateral triangle, and applying force at the centre of the triangular support, until the specimen breaks.

La méthode d'essai consiste à poser le carreau sur les extrémités de trois tiges cylindriques ou sur trois roulements à billes pour les carreaux ayant une surface de 6,25 pouces<sup>2</sup> (40 cm<sup>2</sup>) ou inférieure, disposées/és de façon à former un triangle équilatéral. L'essai prévoit ensuite l'application d'une force prédéterminée au centre du support triangulaire, jusqu'à la rupture de l'échantillon.

Die Testmethode besteht darin, die Fliese auf die Enden von drei Rundstäben oder auf drei Fliesenkuellager mit einer Frontfläche von 6,25 Zoll<sup>2</sup> (40 cm<sup>2</sup>) oder weniger zu legen, die so angeordnet sind, dass sie ein gleichseitiges Dreieck bilden. Dann wird in der Mitte dieses dreieckigen Trägers eine zuvor festgelegte Kraft angelegt, bis die Fliesenprobe bricht.

# GRADO DI STONALIZZAZIONE

## SHADE VARIATION | DEGRÉ DE VARIABILITÉ CHROMATIQUE | ABTÖNUNGSGRAD

### ANSI A137.1 - ANSI A137.3 (SLIMTECH)

Classificazione estetica e variazioni di tono. Il colore, la struttura e l'aspetto delle piastrelle possono variare secondo le specifiche del produttore definite per la particolare serie di piastrelle o linea di prodotto. Le seguenti designazioni di "classe estetica" sono fornite nella Tabella, affinché il produttore possa comunicare le caratteristiche estetiche di un particolare prodotto.

Aesthetic classification and shade variations. Tiles may vary in color, texture, or appearance according to the manufacturer's design for that particular tile series or product line. The following aesthetic class designations have been provided in the Table, so that the manufacturer may describe the aesthetic characteristics of a particular product.

Classification esthétique et variations de tonalité. La couleur, la structure et l'aspect des carreaux peuvent varier en fonction des spécifications du producteur définies pour la série de carreaux ou la ligne de produit spécifique. Les désignations de « classe esthétique » suivantes sont fournies dans le Tableau pour permettre au producteur de communiquer les caractéristiques esthétiques d'un produit particulier.

Optische Klassifizierung und Tonvariationen. Die Farbe, die Struktur und das Aussehen der Fliesen können aufgrund der für die besondere Fliesenserie oder Produktreihe festgelegten Spezifikationen seitens des Herstellers variieren. Die folgenden Bezeichnungen der „Kategorie“ sind in der Tabelle angegeben, damit der Hersteller die ästhetischen Merkmale eines bestimmten Produkts vermitteln kann.



V0

#### NULLA

Aspetto molto uniforme. I pezzi della stessa variante di colore sono molto uniformi.

#### NONE

Very uniform appearance. Pieces of the same colour variant are very uniform.

#### NUL

Aspect très uniforme. Les pièces de la même variante de couleur sont très uniformes.

#### NICHTIG

Sehr gleichmäßiges Erscheinungsbild. Die Fliesen der gleichen Farbvariante sind sehr gleichmäßig.



V1

#### LIEVE

Aspetto uniforme. Le differenze fra i pezzi di un lotto di produzione sono minime.

#### MINOR

Uniform appearance. Differences among pieces from the same production batch are minimal.

#### LÉGER

Aspect uniforme. Les différences entre les pièces d'un même lot de production sont minimes.

#### LEICHT

Gleichmäßiges Erscheinungsbild. Die Unterschiede zwischen den Fliesen eines Produktionsloses sind minimal.



V2

#### BASSO

Variazioni minime. Differenze chiaramente visibili nella struttura e/o nel design fra pezzi di colori simili.

#### LOW

Slight variation. Clearly distinguishable differences in texture and/or pattern within similar colors.

#### FAIBLE

Variations minimes. Différences clairement visibles au niveau de la structure et/ou du design entre les pièces caractérisées par des couleurs similaires.

#### GERING

Minimale Abweichungen. Deutlich sichtbare Unterschiede in der Struktur und/oder im Design zwischen Fliesen ähnlicher Farbe.



V3

#### MEDIO

Variazioni moderate. Benché i colori e la struttura di un singolo pezzo possano essere identificativi dei colori e della struttura degli altri pezzi, la variazione di colore e di struttura di ciascun pezzo può variare in maniera significativa. Si consiglia di esaminare la gamma prima dell'eventuale scelta.

#### MEDIUM

Moderate variation. While the colors and or texture present on a single piece of tile will be indicative of the colors and or texture to be expected on the other tiles, the variation of colors and or texture on each piece may vary significantly. It is recommended that the range be viewed before selection.

#### MOYEN

Variations modérées. Même si les couleurs et la structure d'une seule pièce peuvent identifier les couleurs et les structures des autres pièces, la variation de la couleur et de la structure de chaque pièce peut être significative. Il est conseillé d'examiner la gamme avant de choisir.

#### MITTEL

Mäßige Abweichungen. Obwohl die Farben und die Struktur einer einzelnen Fliese kennzeichnend für die Farben und die Struktur der anderen Fliesen sein können, können die Farbe und die Struktur jeder einzelnen Fliese beträchtliche Abweichungen aufweisen. Es empfiehlt sich vor einer möglichen Auswahl die Produktpalette zu überprüfen.



V4

#### ALTO

Variazioni sostanziali. Differenze casuali di colore o struttura da piastrella a piastrella, di conseguenza una piastrella può avere colori e/o struttura totalmente diversi da altre piastrelle. Pertanto, il risultato finale sarà unico e non ripetibile. Si consiglia di esaminare la gamma prima dell'eventuale scelta.

#### MAJOR

Substantial variation. Random color and or texture differences from tile to tile, so that one tile may have totally different colors and or texture from that on other tiles. Thus, the final installation will be unique. It is recommended that the range be viewed before selection.

#### ÉLEVÉ

Variations importantes. Différences aléatoires au niveau de la couleur ou de la structure d'un carreau à l'autre. Un carreau peut ainsi présenter des couleurs et/ou une structure totalement différentes de celles d'autres carreaux. Le résultat final sera donc unique et non reproductible. Il est conseillé d'examiner la gamme avant de choisir.

#### STARK

Starke Abweichungen. Zufällige Farboder Strukturunterschiede zwischen den einzelnen Fliesen, folglich kann sich die Farbe und/oder Struktur einer Fliese vollkommen von den anderen Fliesen unterscheiden, und das Endergebnis ist daher einmalig und nicht wiederholbar. Es empfiehlt sich vor einer möglichen Auswahl die Produktpalette zu überprüfen.



# CARATTERISTICHE TECNICHE: GRES PORCELLANATO LAMINATO.

## TECHNICAL FEATURES LAMINATED PORCELAIN STONEWARE / CARACTÉRISTIQUES TECHNIQUES DU GRÈS CÉRAME LAMINÉ / TECHNISCHE EIGENSCHAFTEN DES LAMINIERTES FEINSTEINZEUG

**CONFORME - ACCORDING TO - CONFORME - GEMÄß:**  
**ISO 13006 G - EN 14411 G**

**LEA**

**LEA**

**CARATTERISTICHE  
TECNICHE**  
TECHNICAL FEATURES  
CARACTÉRISTIQUES  
TECHNIQUES  
TECHNISCHE  
EIGENSCHAFTEN

**metodo di prova**  
test method  
méthode d'essai  
prüfmethode

**requisiti prescritti**  
required values  
valeur requise  
vorgeschriebener wert  
**ISO 13006 - G /  
EN 14411 - G Bla UGL**

**valori medi**  
average values  
valeurs moyennes  
durchschnittliche werte  
**slimtech 3plus, 5plus, 6plus  
(lastra + fiba di vetro)**  
(slab + fibreglass)

**valori medi**  
average values  
valeurs moyennes  
durchschnittliche werte  
**slimtech 6mm**



**assorbimento d'acqua**  
water absorption  
absorption d'eau  
wasserabsorption

**ISO 10545-3**

**≤ 0,5%**

**0,1%\***

**0,1%**



**resistenza alla flessione**  
modulus of rupture  
résistance à la flexion  
beigefestigkeit

**ISO 10545-4**

**≥ 35 N/mm<sup>2</sup>**

**50 N/mm<sup>2</sup>**

**50 N/mm<sup>2</sup>**



**resistenza all'abrasione  
profonda**  
résistance to deep abrasion  
résistance à l'abrasion  
profonde  
widerstand gegen tiefenabrieb

**ISO 10545-6**

**≤ 175 mm<sup>3</sup>**

**conforme**  
compliant  
conforme  
gemäß

**conforme**  
compliant  
conforme  
gemäß



**dilatazione termica  
lineare**  
linear thermal expansion  
dilatation thermique linéaire  
thermische dilatation

**ISO 10545-8**

**requisito  
non previsto**  
no provision  
non prévu  
nicht erforderlich

**$\alpha \leq 7 \times 10^{-6} \text{ } ^\circ\text{C}^{-1}$**

**$\alpha \leq 7 \times 10^{-6} \text{ } ^\circ\text{C}^{-1}$**



**resistenza alle macchie**  
stain resistance  
résistance aux taches  
fleckenbeständigkeit

**ISO 10545-14**

**classe 3 min.**

**5 (resistente)**  
(resistant)  
(résistant)  
(beständig)  
**≥ 3 (lev)**

**5 (resistente)**  
(resistant)  
(résistant)  
(beständig)  
**≥ 3 (lev - touch)**



**resistenza attacco  
chimico\*\***  
chemical resistance  
résistance chimique  
chemische beständigkeit

**ISO 10545-13**

**come indicato dal produttore**  
as indicated by manufacturer  
comme indiqué par  
le producteur  
wie vom hersteller angegeben

**LA - HA (resistente)**  
(resistant)  
(résistant)  
(beständig)  
**LB - HB (lev)**

**LA - HA (resistente)**  
(resistant)  
(résistant)  
(beständig)  
**LB - HB (lev - touch)**



**resistenza al gelo**  
frost resistance  
résistance au gel  
frostbeständigkeit

**ISO 10545-12**

**nessuna alterazione**  
no alterations  
aucune altération  
keine änderung

**resistente**  
resistant  
résistant  
beständig

**resistente**  
resistant  
résistant  
beständig



**reazione al fuoco**  
fire reaction  
réaction au feu  
Brandverhalten

**EN 13823**

**EN 9239-1**

**CPR (UE) 305/2011,  
2000/147/CE**  
**UNI EN 13501-1**

**Classe / Class A2 s1,d0 (wall)**

**Classe / Class A2<sub>fl</sub>-s1 (floor)**

**Classe / Class A1 (wall)**

**Classe / Class A1<sub>fl</sub> (floor)**



**conducibilità termica**  
thermal conductivity  
conductivité thermique  
Wärmeleitfähigkeit

**EN 12524**

**-**

**$\lambda = 1,3 \text{ W/mK} /$   
**0.7 BTU/ft h °F****

**$\lambda = 1,3 \text{ W/mK} /$   
**0.7 BTU/ft h °F****



**caratteristiche  
dimensionali**  
dimensions  
caracteristiques  
dimensionnelles  
scitenmasse

**lunghezza e  
larghezza**  
length and width  
longueur et largeur  
länge und breite

**ISO**  
**10545-2**  
**± 0,3% max ± 1mm**

**conforme**  
compliant  
conforme  
gemäß

**conforme**  
compliant  
conforme  
gemäß

**rettilinearità spigoli**  
straightness of sides  
rectitude des arêtes  
kantengeradheit

**ISO**  
**10545-2**  
**± 0,3% max ± 0,8mm**

**conforme**  
compliant  
conforme  
gemäß

**conforme**  
compliant  
conforme  
gemäß

**ortogonalità**  
rectangularity  
orthogonalité  
rechtwinkligkeit

**ISO**  
**10545-2**  
**± 0,3% max ± 1,5mm**

**conforme**  
compliant  
conforme  
gemäß

**conforme**  
compliant  
conforme  
gemäß

**planarità**  
flatness  
planéité  
ebenflächigkeit

**ISO**  
**10545-2**  
**± 0,4% max ± 1,8mm**

**conforme**  
compliant  
conforme  
gemäß

**conforme**  
compliant  
conforme  
gemäß

**spessore**  
thickness  
épaisseur  
stärke

**ISO**  
**10545-2**  
**± 5% max ± 0,5mm**

**conforme**  
compliant  
conforme  
gemäß

**conforme**  
compliant  
conforme  
gemäß

\* **valore riferito al solo materiale ceramico** / value referred to ceramic material only  
valeur qui se réfère uniquement au matériel céramique / der wert bezieht sich ausschließlich auf keramisches material

\*\***ad esclusione dell'acido fluoridrico e suoi derivati** / excluding hydrofluoric acid and its derivatives / sauf l'acide fluorhydrique et ses dérivés / ausgenommen den fluorwasserstoff und seine derivate

# TECHNICAL FEATURES: LAMINATED PORCELAIN STONEWARE.

(AMERICAN STANDARDS)

| ACCORDING TO ANSI A 137.3<br>(BACK LAYERED GAUGED PORCELAIN SLABS 3PLUS 5PLUS /<br>GAUGED PORCELAIN SLABS 6MM - UGL) |                     |   | LEA  | LEA  | LEA  |           |
|--|---------------------|---|--|--|--|-----------|
| TECHNICAL FEATURES   | test method         | requirements  | average values   | average values   | average values   |           |
|  |                     | ANSI A137.3   | slimtech 3plus<br>(slab + fibreglass)  | slimtech 5plus<br>(slab + fibreglass)  | slimtech 6mm   |           |
| water absorption   | ASTM C373           | ≤ 0,5%  | 0.1%*  | 0.1%*  | 0.1%   |           |
| modulus of rupture   | ASTM C1505          | ≥ 6000 PSI  | ≥ 6000 PSI   | ≥ 6000 PSI   | ≥ 6000 PSI   |           |
| breaking strength  | ASTM C1505          | thickness 3.5 - 4.9 mm:<br>≥ 85 lbf<br><br>thickness 5 - 6.5 mm:<br>≥ 175 lbf | ≥ 85 lbf   | ≥ 175 lbf  | ≥ 175 lbf  |           |
| deep abrasion resistance   | ASTM C1243          | ≤ 175 mm <sup>3</sup>   | compliant  | compliant  | compliant  |           |
| linear thermal expansion   | ASTM C372           | as indicated by manufacturer  | $\alpha \leq 4.4 \times 10^{-6} \text{ }^{\circ}\text{F}^{-1} /$<br>$\alpha \leq 8 \times 10^{-6} \text{ }^{\circ}\text{C}^{-1}$ | $\alpha \leq 4.4 \times 10^{-6} \text{ }^{\circ}\text{F}^{-1} /$<br>$\alpha \leq 8 \times 10^{-6} \text{ }^{\circ}\text{C}^{-1}$ | $\alpha \leq 4.4 \times 10^{-6} \text{ }^{\circ}\text{F}^{-1} /$<br>$\alpha \leq 8 \times 10^{-6} \text{ }^{\circ}\text{C}^{-1}$ |           |
| stain resistance   | ASTM C1378          | as indicated by manufacturer  | A resistant  | A resistant  | A resistant<br>C (lev - touch)   |           |
| chemical resistance**  | ASTM C650           | as indicated by manufacturer  | resistant  | resistant<br>C (lev)   | A resistant<br>C (lev - touch)   |           |
| frost resistance   | ASTM C1026          | as indicated by manufacturer  | resistant  | resistant  | resistant  |           |
| flame spread   | ASTM E84            | -   | class A  | class A  | class A  |           |
| dimensions   | nominal dimensions  | ASTM C499   | Max ±3.0% of nominal dimensions  | compliant  | compliant  | compliant |
|  | caliber range       | ASTM C499   | Max ±0.25% or max ±0.03"   | compliant  | compliant  | compliant |
|  | thickness           | ASTM C499   | Max ±0.5 mm (±0.02") from nominal thickness  | compliant  | compliant  | compliant |
|  | thickness variation | ASTM C499   | 0.5 mm (0.02")   | compliant  | compliant  | compliant |
|  | wedging             | ASTM C502   | Max ±0.25% or max ±0.03"   | compliant  | compliant  | compliant |

\* value referred to ceramic material only  
\*\*excluding hydrofluoric acid and its derivatives

# CARATTERISTICHE TECNICHE: GRES PORCELLANATO

## TECHNICAL FEATURES PORCELAIN STONeware / CARACTÉRISTIQUES TECHNIQUES DU GRÈS CÉRAME / TECHNISCHE EIGENSCHAFTEN DES GRES FEINSTEINZEUGS

**CONFORME - ACCORDING TO - CONFORME - GEMÄß: ISO 13006 G - EN 14411 G**
**LEA**
**CARATTERISTICHE TECNICHE**  
 TECHNICAL FEATURES  
 CARACTÉRISTIQUES TECHNIQUES  
 TECHNISCHE EIGENSCHAFTEN

**metodo di prova**  
 test method  
 méthode d'essai  
 prüfmethode

**requisiti prescritti**  
 required values  
 valeur requise  
 vorgeschriebener wert  
**ISO 13006 - G / EN 14411 - G**  
 gruppo / group Bla

**valori medi**  
 average values  
 valeurs moyennes  
 durchschnittliche werte  
**UGL: non smaltato**  
 UGL: unglazed  
**UGL: levigato - lappato**  
 UGL: polished - lappato

|  |  |                     |   |  |
|--|--|---------------------|---|--|
|  | <b>assorbimento d'acqua</b><br>water absorption<br>absorption d'eau<br>wasserabsorption  | <b>ISO 10545-3</b>  | <b>≤ 0,5%</b>   | <b>0,05%</b>   |
|  | <b>sforzò di rottura (S)</b><br>breaking strength (S)<br>résistance à la rupture (S)<br>bruchlast (S)  | <b>ISO 10545-4</b>  | <b>≥ 1300 N</b>   | <b>conforme</b><br>compliant<br>conforme<br>gemäß<br><b>13600 N (20mm)</b><br>⊕ L2     |
|  | <b>resistenza alla flessione</b><br>modulus of rupture<br>résistance à la flexion<br>beigefestigkeit   | <b>ISO 10545-4</b>  | <b>≥ 35 N/mm<sup>2</sup></b>  | <b>50 N/mm<sup>2</sup></b>   |
|  | <b>classe requisiti meccanici</b><br>mechanical classification<br>klasse mechanisches erfodernis<br>résistance mécanique                     | <b>EN 1339</b>      | <b>requisito non previsto</b><br>no provision<br>non prévu<br>nicht erforderlich  | <b>U14 (20mm)**</b><br>⊕ L2  |
|  | <b>resistenza all'abrasione profonda</b><br>résistance to deep abrasion<br>résistance à l'abrasion profonde<br>widerstand gegen tiefenabrier | <b>ISO 10545-6</b>  | <b>≤ 175 mm<sup>3</sup></b>   | <b>145 mm<sup>3</sup></b><br><b>Conforme</b><br><b>Compliant (LUX)</b>                 |
|  | <b>dilatazione termica lineare</b><br>linear thermal expansion<br>dilatation thermique linéaire<br>thermische dilatation                     | <b>ISO 10545-8</b>  | <b>requisito non previsto</b><br>no provision<br>non prévu<br>nicht erforderlich  | <b>α ≤ 7x10<sup>-6</sup> °C<sup>-1</sup></b>   |
|  | <b>resistenza alle macchie</b><br>stain resistance<br>résistance aux taches<br>fleckenbeständigkeit  | <b>ISO 10545-14</b> | <b>classe 3 min</b>   | <b>5 (resistente)</b><br>(resistant)<br>(résistant)<br>(beständig)<br><b>≥ 3 (LUX)</b> |
|  | <b>resistenza attacco chimico*</b><br>chemical resistance<br>résistance chimique<br>chemische beständigkeit                                  | <b>ISO 10545-13</b> | <b>come indicato dal produttore</b><br>as indicated by manufacturer<br>comme indiqué par le producteur<br>wie vom hersteller angegeben  | <b>LA - HA (resistente)</b><br>(resistant)<br>(résistant)<br>(beständig)               |
|  | <b>resistenza al gelo</b><br>frost resistance<br>résistance au gel<br>frostbeständigkeit   | <b>ISO 10545-12</b> | <b>nessuna alterazione</b><br>no alterations<br>aucune altération<br>keine änderung   | <b>resistente</b><br>resistant<br>résistant<br>beständig                               |
|  | <b>reazione al fuoco</b><br>fire reaction<br>réaction au feu<br>Brandverhalten   | <b>EN 13823</b>     | <b>CPR (UE) 305/2011</b><br><b>2000/147/CE</b>  | <b>Classe / Class A1</b><br>(wall)   |
|  | <b>conducibilità termica</b><br>thermal conductivity<br>conductivité thermique<br>Wärmeleitfähigkeit   | <b>EN 12524</b>     | <b>UNI EN 13501-1</b>   | <b>Classe / Class A1<sub>f</sub></b><br>(floor)  |
|  | <b>conducibilità termica</b><br>thermal conductivity<br>conductivité thermique<br>Wärmeleitfähigkeit   | <b>EN 12524</b>     | -   | <b>λ = 1,3 W/m<sup>2</sup> k /</b><br><b>0.7 BTU/ft h<sup>2</sup> F</b>                |
|  | <b>caratteristiche dimensionali</b><br>dimensions<br>caracteristiques<br>dimensionnelles<br>scitenmasse                                      | <b>ISO 10545-2</b>  | <b>lunghezza e larghezza</b><br>length and width<br>longueur et largeur<br>länge und breite<br><b>± 0,6% max ± 2mm</b><br>Non rett / Not rect   | <b>conforme</b><br>compliant<br>conforme<br>gemäß                                      |
|  | <b>rettileità spigoli</b><br>straightness of sides<br>rectitude des arêtes<br>kantengeradheit  | <b>ISO 10545-2</b>  | <b>rettileità spigoli</b><br>straightness of sides<br>rectitude des arêtes<br>kantengeradheit<br><b>± 0,5% max ± 1,5mm</b><br>Non rett / Not rect<br><b>± 0,3% max ± 0,8mm</b><br>Rett / Rect | <b>conforme</b><br>compliant<br>conforme<br>gemäß                                      |
|  | <b>ortogonalità</b><br>rectangularity<br>orthogonalité<br>rechtwinkligkeit   | <b>ISO 10545-2</b>  | <b>ortogonalità</b><br>rectangularity<br>orthogonalité<br>rechtwinkligkeit<br><b>± 0,5% max ± 2mm</b><br>Non rett / Not rect<br><b>± 0,3% max ± 1,5mm</b><br>Rett / Rect                      | <b>conforme</b><br>compliant<br>conforme<br>gemäß                                      |
|  | <b>planarità</b><br>flatness<br>planéité<br>ebenflächigkeit  | <b>ISO 10545-2</b>  | <b>planarità</b><br>flatness<br>planéité<br>ebenflächigkeit<br><b>± 0,5% max ± 2mm</b><br>Non rett / Not rect<br><b>± 0,4% max ± 1,8mm</b><br>Rett / Rect                                     | <b>conforme</b><br>compliant<br>conforme<br>gemäß                                      |
|  | <b>spessore</b><br>thickness<br>épaisseur<br>stärke  | <b>ISO 10545-2</b>  | <b>spessore</b><br>thickness<br>épaisseur<br>stärke<br><b>± 5% max ± 0,5mm</b>  | <b>conforme</b><br>compliant<br>conforme<br>gemäß                                      |










\* ad esclusione dell'acido fluoridrico e suoi derivati / excluding hydrofluoric acid and its derivatives  
 sauf l'acide fluorhydrique et ses dérivés / ausgenommen den fluorwasserstoff und seine derivate

\*\*carrabile quando incollata su massetto. La classificazione si riferisce al solo formato quadrato, fino a 60x60 cm / can be driven on when glued on screed. The classification only refers to the square format, up to 60x60 cm / carrossable s'il est collé sur une chape. La classification ne concerne que le format carré, jusqu'à 60x60 cm / befahrbar bei Verkleben auf Estrich. Die Klassifikation bezieht sich nur auf das quadratische Format, bis zu 60x60 cm



# TECHNICAL CHARACTERISTICS: PORCELAIN STONEWARE.

(AMERICAN STANDARDS)

| ACCORDING TO ANSI A 137.1 UNGLAZED PORCELAIN TILES (CLASS P1)  |                    |                              |  | LEA  | LEA  |              |
|--|--------------------|------------------------------|--|--|--|--------------|
| TECHNICAL FEATURES   | test method        | required values              | average values   | average values   | average values   |              |
|  |                    | ANSI A 137.1                 | UGL: unglazed  | UGL: polished lappato  |  |              |
|  water absorption         | ASTM C373          | ≤ 0.5%                       | 0.05%  | 0.05%  | 0.05%  |              |
|  breaking strength        | ASTM C648          | ≥ 250 lbf                    | compliant<br>2800 lbf (20mm)<br>⊕ L2   | compliant  | compliant  |              |
|  deep abrasion resistance | ASTM C1243         | ≤ 175 mm <sup>3</sup>        | 145 mm <sup>3</sup>  | 145 mm <sup>3</sup><br>Conforme<br>Compliant (lux)   | 145 mm <sup>3</sup><br>Conforme<br>Compliant (lux)   |              |
|  linear thermal expansion | ASTM C372          | no provision                 | $\alpha \leq 4.4 \times 10^{-6} \text{ } ^\circ\text{F}^{-1}$<br>$\alpha \leq 8 \times 10^{-6} \text{ } ^\circ\text{C}^{-1}$ | $\alpha \leq 4.4 \times 10^{-6} \text{ } ^\circ\text{F}^{-1}$<br>$\alpha \leq 8 \times 10^{-6} \text{ } ^\circ\text{C}^{-1}$ | $\alpha \leq 4.4 \times 10^{-6} \text{ } ^\circ\text{F}^{-1}$<br>$\alpha \leq 8 \times 10^{-6} \text{ } ^\circ\text{C}^{-1}$ |              |
|  stain resistance        | ASTM C1378         | as indicated by manufacturer | A resistant  | A resistant  | A resistant<br>C (lux)   |              |
|  chemical resistance*   | ASTM C650          | as indicated by manufacturer | A resistant  | A resistant  | A resistant  |              |
|  frost resistance       | ASTM C1026         | as indicated by manufacturer | resistant  | resistant  | resistant  |              |
|  flame spread           | ASTM E84           | -                            | Class A  | Class A  | Class A  |              |
|  dimensions             | edge warpage       | ASTM C485                    | rectified<br>± 0.4% or max ± 0.05<br>inch** or ± 1.8 mm***   | calibrated<br>± 0.5%<br>or max ± 0.07<br>inch  | compliant  | compliant    |
|  | diagonal warpage   | ASTM C485                    | rectified<br>± 0.40%<br>or max ± 0.07 inch   | calibrated<br>± 0.50%<br>or max ± 0.07<br>inch   | compliant  | compliant    |
|  | nominal dimensions | ASTM C499                    | rectified<br>- 3.0% / + 2.0%<br>of nominal<br>dimensions   | calibrated<br>± 3.0%<br>of nominal<br>dimensions   | ± 1.5%   | ± 1.5%       |
|  | calber range       | ASTM C499                    | rectified<br>± 0.25%<br>or max ± 0.03 inch   | calibrated<br>± 0.50%<br>or max ± 0.08<br>inch   | compliant  | compliant    |
|  | thickness          | ASTM C499                    | ≤ 0.040 inch   | ≤ 0.040 inch   | ≤ 0.030 inch   | ≤ 0.030 inch |
|  | wedging            | ASTM C502                    | rectified<br>± 0.25%<br>or max ± 0.03 inch   | calibrated<br>± 0.50%<br>or max + 0.08<br>inch   | compliant  | compliant    |

\* excluding hydrofluoric acid and its derivatives

\*\* whichever is less, for tiles up to 24" (610 mm) on any side

\*\*\* applies to tiles larger than 24" (610 mm) on any side

# Caratteristiche prodotto: SEGNI SU PIGMENTI

Product characteristics: SEGNI SU PIGMENTI /  
 Caractéristiques du produit: SEGNI SU PIGMENTI /  
 Produkt-Eigenschaften: SEGNI SU PIGMENTI /

GRES PORCELLANATO LAMINATO / LAMINATED PORCELAIN STONEWARE / GRÈS CÉRAME LAMINÉ /  
 LAMINIERTES FEINSTEINZEUG / SLIMTECH 3,5MM

RIVESTIMENTI DECORATI DA INTERNO / INTERIOR DECORATED WALL COVERINGS / REVÊTEMENTS MURAUX DÉCORÉS POUR  
 INTÉRIEUR / DEKORIERTE INNENWANDBELÄGE

PRODOTTO DECORATO CON TECNOLOGIA A FREDDO / PRODUCTS DECORATED WITH COLD DECORATING TECHNOLOGY  
 PRODUIT DÉCORÉ AVEC LA TECHNOLOGIE À FROID / MIT KALTTECHNOLOGIE DEKORIERT

Segni su Pigmenti è decorato mediante la tecnologia di stampa digitale a freddo, che permette di raggiungere risultati estetici e cromatici di eccezionale qualità. Segni su Pigmenti collection is decorated using digital cold printing technology, with which aesthetic, chromatic results of exceptional quality are achieved. Segni su Pigmenti est décoré grâce à la technologie d'impression numérique à froid, qui permet d'obtenir des résultats esthétiques et chromatiques d'une qualité exceptionnelle. Segni su Pigmenti wird nach dem Brennen im Digitaldruckverfahren dekoriert, mit dem sich optisch und farblich Ergebnisse von höchster Qualität erzielen lassen.

|   |  |  |
|---|--|--|
| <p><b>destinazioni d'uso</b><br/>                 Intended uses<br/>                 Utilisations prévues<br/>                 Einsatzbereiche</p>  | <p><b>Idonei esclusivamente per la posa a parete in ambienti interni; non posare a pavimento e a rivestimento in luoghi esterni. Il materiale è utilizzabile anche come rivestimento della parete della doccia.</b></p> <p>Approprié exclusivement pour la pose au mur dans les environnements intérieurs; ne pas poser au sol et en revêtement dans les environnements extérieurs. Le matériau peut également être utilisé comme revêtement mural de l'espace douche.</p>   | <p>Intended exclusively for the cladding of interior walls; do not use as flooring or to clad exterior spaces. The material can be also used as cladding for the shower wall.</p> <p>Ausschließlich für die Wandverlegung in Innenbereichen geeignet; nicht für das Verlegen von Fußböden und Wandverkleidung im Außenbereich geeignet. Das Material kann auch zur Verkleidung des Duschbereichs verwendet werden.</p>   |
| <p><b>ISO 10545-14</b><br/> <b>resistenza alle macchie</b><br/>                 stain resistance<br/>                 résistance aux taches<br/>                 Fleckenbeständigkeit</p>         | <p><b>Conforme alla Classe 5. Resiste alle macchie di alimenti e bevande. Non resiste alla tintura di iodio, blu di metilene, pennarello indelebile.</b></p> <p>Résiste aux taches d'aliments et boissons conforme à la classe 5. Ne résiste pas à la teinture d'iode, bleu de méthylène, feutre indélébile.</p>   | <p>Class-5, resistance to food and beverage stains.<br/>                 Not resistant to iodine dye, methylene blue, or permanent marker.</p> <p>Fleckenbeständig gegen Lebensmittel- und Getränkeflecken, konform mit Klasse 5, nicht beständig gegen Jodfarben, Methylenblau, Permanentmarker.</p>  |
| <p><b>ISO 10545-13</b><br/> <b>resistenza attacco chimico</b><br/>                 chemical resistance<br/>                 résistance chimique<br/>                 Chemikalienbeständigkeit</p> | <p><b>LB- HB</b><br/>                 LB- HB</p>   | <p>LB- HB<br/>                 LB- HB</p>  |
| <p><b>resistenza superficiale</b><br/>                 surface strength<br/>                 résistance superficielle<br/>                 Oberflächenbeständigkeit</p>                           | <p><b>La decorazione di questi prodotti non ha una buona resistenza ai graffi di oggetti acuminati molto duri come ad esempio metallo, pietra, vetro e gres. Prestare la massima attenzione alla movimentazione durante le operazioni di posa evitando di urtare o strisciare utensili ed oggetti duri acuminati sulla superficie. Tenere separate le lastre con il foglio protettivo per evitare nel sollevarle di sfregarle fra di loro.</b></p> <p>La décoration de ces produits ne résiste pas bien aux rayures causées par les objets pointus et très durs tels que le métal, la pierre, le verre ou le grès, entre autres. Faire particulièrement attention à la manipulation au cours des opérations de pose, en évitant de heurter ou de faire glisser les outils et les objets durs et pointus sur la surface. Garder les dalles séparées avec la feuille de protection pour éviter de les rayer les unes contre les autres en les soulevant.</p> | <p>This product's decoration is not scratch resistant to hard, sharp objects such as metal, stone, glass and stoneware. Be extremely careful when handling the product during installation, making sure not to knock or slide tools or other sharp objects against the surface. Keep slabs divided using the protective sheet in between them so as to avoid rubbing them against on another.</p> <p>Die Dekoration dieser Produkte ist nicht sehr beständig gegen Kratzer durch sehr harte spitze Gegenstände, zum Beispiel aus Metall, Stein, Glas und Feinsteinzeug. Gehen Sie bei der Handhabung der Platten während der Verlegung besonders vorsichtig vor und vermeiden Sie Stöße oder Kratzer auf der Oberfläche durch Werkzeuge oder andere harte Gegenstände. Halten Sie die Platten mit der Schutzfolie getrennt voneinander, um beim Anheben ein Reiben derselben gegeneinander zu vermeiden.</p> |

# Avvertenze per la posa e la pulizia

Warnings for laying and cleaning / Mises en garde pour la pose et le nettoyage / Hinweise zur Verlegung und Reinigung

|   |  |  |
|---|--|--|
| <b>posa</b><br>installation<br>pose<br>Verlegung  | <b>Spalmare la colla con spatola dentata di almeno 5 mm sul fondo della parete ed applicare la lastra a muro. Trattandosi di rivestire una parete di ambiente interno non è necessaria la spalmatura nel retro della lastra. Per un miglior risultato estetico si consiglia la posa distanziando le lastre con solo 1 mm di fuga. Non usare sistemi meccanici livellanti poiché la loro rimozione potrebbe danneggiare la superficie. Battere bene la lastra con spatola gemmata al fine di allineare le lastre fra di loro.</b>   | Spread the adhesive using a notched trowel (of at least 5 mm) on the base of the wall and apply the slab. As this product is to be used for cladding in interior spaces, it is not necessary to apply adhesive to the back of the slab (back-butter). For optimum aesthetic results it is best to leave only 1 mm of space between the slabs. Do not use mechanical levelling systems as their removal could damage the surface. Use a rubber trowel to tap the slabs so that they are perfectly in line with one another.   |
|   | Étaler le mortier-colle sur le mur à l'aide d'une spatule crantée d'au moins 5 mm, puis appliquer la dalle au mur. Comme il s'agit d'habiller un mur d'espace intérieur, il n'est pas nécessaire d'étaler le mortier-colle au dos de la dalle. Pour un meilleur résultat esthétique, il est conseillé d'effectuer la pose en séparant les dalles avec un joint de 1 mm seulement. Ne pas utiliser de systèmes mécaniques de nivellement car leur retrait peut endommager la surface. Bien tapoter les dalles à l'aide d'une spatule en caoutchouc afin de les aligner parfaitement les unes avec les autres.   | Den Kleber mit dem Zahnsachtel von mindestens 5 mm auf dem Wanduntergrund auftragen und die Platte an der Wand ankleben. Da es sich hierbei um eine Innenwand handelt braucht keine Klebschicht auch auf der Rückseite der Platte aufgetragen werden. Für ein besseres ästhetisches Ergebnis wird empfohlen die Platten mit einem Fugenabstand von 1 mm zu verlegen. Keine nivellierenden mechanischen Hilfsmittel verwenden, da das Entfernen derselben die Oberflächen beschädigen könnten. Die Platte mit einem Gummispachtel fest anklopfen und die Platten untereinander ausrichten.  |
| <b>stuccatura</b><br>grouting<br>jointolement<br>Tägliche Reinigung                                 | <b>Sigillare le fughe solo con stucchi cementizi, non usare stucchi epossidici.</b>  | Seal the joints using only cementitious grouting products, do not use epoxy grouting products.   |
|   | Sceller les joints uniquement avec des mortiers de ciment, ne pas utiliser de mortiers époxydiques.  | Die Fugen nur mit Zementmörtel verfugen; keine Epoxyd-Mörtel verwenden.  |
| <b>pulizie quotidiane</b><br>daily cleaning<br>nettoyage journalier<br>Tägliche Reinigung           | <b>Utilizzare acqua o detersivi neutri comunemente in vendita presso i negozi. Per lo sporco ostinato utilizzare un qualunque detersivo sgrassante purché non sia di alto valore alcalino. Non utilizzare mai alcool, acetone, solventi, candeggina, ammoniaca e prodotti alcalini o acidi di forte intensità. Non usare paste, spugne e spazzole abrasive.</b>  | Use water or neutral detergents normally available in stores. For more stubborn spots use any low-alkaline degreaser. Do not use alcohol, acetone, solvents, bleach, ammonia, and highly alkaline or highly acidic products. Do not use abrasive pastes, sponges, or brushes.  |
|   | Utiliser de l'eau ou des détergents neutres généralement en vente dans les magasins. Pour la saleté tenace, utiliser un détergent dégraissant quelconque dont la valeur alcaline n'est pas élevée. Ne jamais utiliser d'alcool, d'acétone, de solvants, d'eau de javel, d'ammoniaque, de produits alcalins ou d'acides à forte intensité. Ne pas utiliser de pâtes, d'éponges ou de brosses abrasives.   | Wasser oder neutrale im Handel erhältliche Reinigungsmittel verwenden. Bei stärkeren Verschmutzungen ein beliebiges fettlösendes Reinigungsmittel verwenden, sofern es keinen hohen alkalischen Wert hat. Niemals Alkohol, Aceton, Lösungsmittel, Bleichmittel, Ammoniak und alkalische Produkte oder starke Säuremittel verwenden. Keine Pasten, scheuernde Schwämme oder Bürsten einsetzen.  |
| <b>taglio e foratura</b><br>cutting and drilling<br>découpe et perçage<br>Schnitt- und Bohrarbeiten | <b>Per il taglio e la foratura è essenziale lavorare su una superficie planare e pulita. Per effettuare un taglio lineare è necessario stabilire una linea di taglio che eviti la totale sovrapposizione con le linee a rilievo del decoro. Tracciare la linea di taglio a matita e poi incidere con un cutter le linee a rilievo del decoro in corrispondenza dell'incrocio con la linea di taglio. A seguire effettuare l'incisione con pressione maggiorata a 2/3 passaggi con il tagliapiastrelle tradizionale. Altri metodi di taglio potrebbero frastagliare la decorazione ai bordi e pertanto sono sconsigliati. Eseguire i fori con trapano senza percussione con punta al tungsteno bagnandola ripetutamente con acqua. Per fori grandi utilizzare frese a tazza diamantate a fascia continua montate su smerigliatrice (flessibile).</b>  | For cutting and drilling it is essential to work on a flat, clean surface. To make a straight cut, it is necessary to establish a cutting line that avoids total overlap with the relief lines of the trim. Draw the cut line using a pencil and then cut the relief lines of the trim at the intersection with the cut line with a cutter. Then carry out the incision with increased pressure 2/3 times with the traditional tile cutter. Other cutting methods could damage the decors on their edges and are therefore not recommended. For drilling use a non-hammer drill with a tungsten drill bit and wet it repeatedly with water. For large holes use a continuous crown diamond hole saw mounted on a grinder (flexible).   |
|   | Pour couper et percer, il est essentiel de travailler sur une surface plane et propre. Pour réaliser une découpe linéaire, il est nécessaire d'établir une ligne de coupe permettant d'éviter le chevauchement total avec les lignes en relief du décor. Tracer le trait de découpe au crayon, puis inciser à l'aide d'un cutter les lignes en relief du décor à l'intersection avec le trait de découpe. Effectuer ensuite l'incision en 2/3 passages au coupe-carreaux traditionnel en augmentant la pression. D'autres méthodes de coupe pourraient ébrécher la décoration des bords et ne sont par conséquent pas conseillées. Percer les trous à l'aide d'une perceuse sans percussione équipée d'une mèche au tungstène, en la mouillant plusieurs fois avec de l'eau. Pour les trous plus grands, utiliser des trépan diamantés à bande continue montés sur des meuleuses d'angles. | Für das Schneiden und Bohren der Platte ist das Arbeiten auf einer ebenen und sauberen Oberfläche unerlässlich. Gerade Schnitte sind so auszuführen, dass die Schnittlinie nicht vollständig mit den Relieflinien des Dekors zusammenfällt. Die Schnittlinie mit einem Bleistift anreißen und dann mit einem Cutter die Relieflinien des Dekors an den Schnittpunkten mit der Schnittlinie einritzen. Anschließend die Einritzung mit verstärktem Druck in 2 bis 3 Durchgängen mit dem traditionellen Fliesenschneider vornehmen. Andere Schneidmethoden könnten die Dekoration an den Rändern beschädigen und sind daher nicht empfehlenswert. Die Bohrungen mit einem normalen Bohrer (kein Schlagbohrer) mit Wolfram-Spitze ausführen und Letztere wiederholt mit Wasser benetzen. Für die großen Bohrungen auf Schleifmaschinen (Flex) montierte Diamant-Spiralfräser verwenden. |
| <b>stoccaggio</b><br>storage<br>Stockage<br>Lagerung  | <b>Stoccare i prodotti in un luogo asciutto e al riparo da agenti atmosferici.</b>   | Stocker les produits dans un endroit sec à l'abri des agents atmosphériques.   |
|   | Store the products in a dry place, protected from the effects of the weather.  | Die Produkte müssen an einem trockenen und vor Witterungseinflüssen geschützten Ort gelagert werden.   |

Le linee di Segni su Pigmenti sono disegnate lievemente irregolari in larghezza, rilievo e allineamento per trasferire artigianalità alla superficie. Le imperfezioni percepite sono caratteristica intrinseca di prodotto. / The lines on Pigmenti are intentionally drawn with slight irregularities in terms of their width, relief, and alignment in order to add a sense of craftsmanship to the surface. These perceived imperfections are an intrinsic feature of the product. / Les lignes de Segni sur Pigmenti sont tracées de façon légèrement irrégulière en largeur, relief et alignement pour donner un caractère artisanal à la surface. Les imperfections visibles constituent une caractéristique inhérente au produit. / Die Linien von Segni auf Pigmenti sind in Breite, Relief und Ausrichtung leicht unregelmäßig gezeichnet, um der Oberfläche einen handwerklichen Charakter zu verleihen. Die wahrgenommenen Unvollkommenheiten sind ein typisches Merkmal des Produkts.



# Destinazioni d'uso.

## Intended uses / Utilisations prévues / Einsatzbereiche



| LEGENDA<br>LEGEND<br>LÉGENDE<br>LEGENDE | Residenziale<br>Residential<br>Résidentiel<br>Wohnbereich | Commerciale leggero<br>Light commercial<br>Commercial léger<br>Leichte gewerbliche<br>Anwendungen | Commerciale intensivo<br>Intensive commercial<br>Commercial intensif<br>Intensive gewerbliche<br>Anwendungen | Esterni<br>Outdoor<br>Extérieurs<br>Außenbereiche |    |
|---|---|---|--|---|----|
| <b>Stone.</b>                           |   |   |  |   |    |
| Side Stone. Slimtech                    | nat   | nat   | nat  | -   | ⊕S |
| Side Stone.                             | nat   | nat   | nat  | grip  | ⊕S |
| Anthology. Slimtech                     | natural   | natural   | natural  | -   | ⊕S |
| Anthology.                              | natural / worn  | natural / worn  | natural / worn   | rough   | ⊕S |
| Nextone. Slimtech                       | nat   | nat   | nat  | -   | ⊕S |
| Nextone.                                | nat / lapp  | nat / lapp  | nat / lapp   | grip  | ⊕S |
| Waterfall. Slimtech                     | nat   | nat   | nat  | -   | ⊕S |
| Waterfall.                              | nat / lapp  | nat / lapp  | nat / lapp   | grip  | ⊕S |
| Cliffstone.                             | nat / lapp  | nat / lapp  | nat / lapp   | -   | ⊕S |
| Basaltina Stone Project.                | nat   | nat   | nat  | -   | ⊕S |
| <b>Marble.</b>                          |   |   |  |   |    |
| Synesthesia. Slimtech                   | lev / smooth  | lev / smooth  | -  | -   | ⊕S |
| Delight. Slimtech                       | nat / lev / touch   | nat / lev   | nat  | -   | ⊕S |
| Delight.                                | nat / lux   | nat / lux   | nat  | -   | ⊕S |
| Dreaming.                               | lux / velvet  | lux / velvet  | -  | -   | ⊕S |

**Residenziale:** cucine, bagni, living e ogni altro ambiente di uso residenziale.  
**Commerciale leggero:** uffici, uffici aperti al pubblico, sale d'attesa, negozi, bagni pubblici, aree comuni condominiali, sale di ristoranti, autosaloni, bar, cinema, ambulatori/cliniche, camere e bagni di hotel. In aree caratterizzate da passaggi obbligati, o dove è previsto l'utilizzo di sedie con ruote in plastica dura, non è consigliato l'utilizzo di prodotti con finitura LEV/LUX.  
**Commerciale intensivo:** aree comuni di centri commerciali, hall di hotel, mense, fast food, discoteche, ospedali, scuole, musei, luoghi di culto, aeroporti, stazioni.  
**Esterni:** prevalentemente per ambienti esterni nei quali è richiesta una pavimentazione con prestazioni antiscivolo.

#### NOTE

La finiture TOUCH/LEV/LUX sono consigliate per ambienti sottoposti ad elevate sollecitazioni e ove non siano richieste prestazioni antiscivolo. La presenza sporadica di piccole disuniformità o di puntini sulla superficie è da ritenersi come caratteristica del materiale e della particolare lavorazione. Qualora il prodotto sia posto a diretto contatto con l'esterno, si consiglia di utilizzare soluzioni protettive al fine di prevenire la formazione di graffi. È responsabilità del posatore provvedere sempre alla protezione della piastrellatura finita e pulita, prima della consegna al committente, tramite appositi materiali protettivi (es. pannelli in truciolare, fogli di cartone, ecc.).

In aree caratterizzate dal passaggio di carichi pesanti concentrati non è consigliato l'utilizzo di prodotti a spessore ridotto.

\* Utilizzabile solo a RIVESTIMENTO

**Residential:** kitchens, bathrooms, living rooms and other residential environments.

**Light commercial:** offices, offices open to the general public, waiting rooms, shops, public bathrooms, common apartment block areas, restaurant dining rooms, car showrooms, bars, cinemas, surgeries/clinics, hotel rooms and bathrooms. In areas subjected to forced traffic, or areas where chairs with hard plastic wheels are used, it is not advisable to use products with the LEV/LUX finishes.

**Intensive commercial:** common areas of shopping centres, hotel foyers, canteens, fast food restaurants, dance clubs, hospitals, schools, museums, places of worship, airports, stations.

**Outdoor:** mainly for external areas that require flooring with anti-slip characteristics.

#### NOTE

The LEV/LUX/TOUCH finishes are recommended, as well as for wall cladding, also for flooring in residential or light commercial areas that are not subjected to heavy traffic, where anti-slip characteristics are not required.

The occasional presence of small inconsistencies or little spots on the surface is to be considered a characteristic of the material and of its unique production process. If the product is laid in direct contact with external environments, it is recommended to use protective solutions to reduce scratches.

It is the installer's responsibility to protect the finished and clean tiling before the delivery to the client, by using appropriate protective materials (e.g. chipboard, cardboard sheets, etc.).

In areas that are subjected to heavy concentrated loads it is not recommended to use low thickness products.

\* Suitable only for WALL COVERINGS



|   |   |   |  |   |
|---|---|---|--|---|
| LEGENDA<br>LEGEND<br>LÉGENDE<br>LEGENDE | Residenziale<br>Residential<br>Résidentiel<br>Wohnbereich | Commerciale leggero<br>Light commercial<br>Commercial léger<br>Leichte gewerbliche<br>Anwendungen | Commerciale intensivo<br>Intensive commercial<br>Commercial intensif<br>Intensive gewerbliche<br>Anwendungen | Esterni<br>Outdoor<br>Extérieurs<br>Außenbereiche |
|---|---|---|--|---|

### Cement & Resin.

|                    |            |            |            |      |  |
|--------------------|------------|------------|------------|------|--|
| Masterpiece.       | nat        | nat        | nat        | grip |  |
| Concreto. Slimtech | nat        | nat        | nat        | -    |  |
| Concreto and Zoom. | nat / lapp | nat / lapp | nat / lapp | grip |  |

### Wood.

|               |     |     |     |      |  |
|---------------|-----|-----|-----|------|--|
| Bio Attitude. | nat | nat | nat | grip |  |
| Bio Select.   | nat | nat | nat | -    |  |
| Bio Recover.  | nat | nat | nat | -    |  |

### Shape & Color.

|                              |                    |                                  |   |   |  |
|------------------------------|--------------------|----------------------------------|---|---|--|
| Segni su Pigmenti.* Slimtech | nat                | -                                | - | - |  |
| Pigmenti. Slimtech           | nat                | nat                              | - | - |  |
| Absolute. Slimtech           | lev / sat / smooth | lev (Total White) / sat / smooth | - | - |  |

**Résidentiel:** cuisines, salles de bains, salons et tout autre espace à usage résidentiel.

**Commercial léger:** bureaux, bureaux ouverts au public, salles d'attente, magasins, toilettes publiques, espaces communs de logements collectifs, salles de restaurants, salons automobiles, bars, cinémas, cabinets médicaux/cliniques, chambres et salles de bains d'hôtels. Dans les zones caractérisées par des passages obligatoires, ou des lieux dans lesquels des chaises à roulettes en plastique dur sont utilisées, l'utilisation de produits avec une finition LEV/LUX n'est pas recommandée.

**Commercial intensif:** zones communes de centres commerciaux, halls d'hôtels, cantines, fast-foods, discothèques, hôpitaux, écoles, musées, lieux de culte, aéroports, gares.

**Extérieurs:** principalement pour les environnements extérieurs où un sol antidérapant est requis.

#### REMARQUES

En plus des revêtements, la finition LEV/LUX/TOUCH est également recommandée pour les sols dans les environnements résidentiels ou commerciaux légers peu soumis à des contraintes élevées, pour lesquels aucune prestation antidérapante n'est requise. La présence sporadique de petites irrégularités ou de points à la surface doit être considérée comme une caractéristique du matériau et de sa fabrication particulière. Si le produit est placé en contact direct avec l'extérieur, il est conseillé d'utiliser des solutions de protection afin d'éviter la formation de rayures. Dans les zones à passage de charges lourdes concentrées, l'utilisation de produits d'épaisseur réduite n'est pas recommandée.

Il incombe au carreleur de protéger le dallage fini et propre avant la livraison au client, en utilisant des matériaux de protection appropriés (e.g. panneau aggloméré, feuille de carton etc.).

Dans les zones à passage de charges lourdes concentrées, l'utilisation de produits d'épaisseur réduit n'est pas recommandée.

\* Seulement pour le REVÊTEMENT

**Wohnbereich:** Küchen, Badezimmer, Wohnzimmer und alle sonstigen Wohnbereiche.

**Leichte gewerbliche Anwendungen:** Büroräume, öffentliche Büros, Wartezimmer, Geschäfte, öffentliche Toiletten, Gemeinschaftsbereiche in Mehrfamilienhäusern, Gaststätten, Autohäusern, Cafés, Kinos, Praxen/Kliniken, Hotelzimmern und Badezimmern. In Bereichen mit obligatorischen Durchgängen oder in denen Stühle mit Hartplastikrollen verwendet werden, ist der Einsatz von Produkten mit den Oberflächen LEV/LUX nicht zu empfehlen.

**Intensive gewerbliche Anwendungen:** Gemeinschaftsbereiche in Einkaufszentren, Hotelhallen, Kantinen, Fastfood-Restaurants, Diskotheken, Krankenhäusern, Schulen, Museen, Kultstätten, Flughäfen, Bahnhöfen.

**Außenbereiche:** Vor allem für Außenbereiche, in denen ein rutschfester Boden erforderlich ist.

#### ANMERKUNGEN

Die Oberfläche LUX/LEV/TOUCH wird nicht nur für Wandverkleidungen empfohlen, sondern auch für Böden in Wohn- bzw. Gewerbebereichen, die keiner hohen Belastung ausgesetzt sind und bei denen keine rutschhemmende Wirkung erforderlich ist. Das sporadische Vorhandensein von kleinen Unebenheiten oder Punkten auf der Oberfläche ist als ein Merkmal des Materials und der besonderen Verarbeitung zu betrachten. Wenn das Produkt in direktem Kontakt mit dem Außenbereich steht, ist es ratsam, Schutzmittel zu verwenden, um die Bildung von Kratzern zu verhindern. In Bereichen, die schwerer Belastung ausgesetzt sind, ist die Verwendung von Produkten mit reduzierter Stärke nicht empfehlenswert.

Der Fliesenleger ist dafür zuständig, den fertig verlegten, sauberen Fliesenbelag vor der Übergabe an den Bauherrn mit geeigneten Schutzmaterialien (z.B. Spanplatten, Pappe etc.) abzudecken.

In Bereichen, die schwerer Belastung ausgesetzt sind, ist die Verwendung von Produkten mit reduzierter Stärke nicht empfehlenswert.

\* Kann nur als VERKLEIDUNG verwendet werden

# Tabella calibri.

## Size table / Tableaux des calibres / Formattabellen

### Formati / Sizes / Formats / Formate $\text{L}^{\text{RT}}$

gres porcellanato

L2 - 20mm

| 20,0x121,5**                         |                |
|--------------------------------------|----------------|
| CALIBRO - CALIBRE<br>CALIBRE - MASSE | W*(mm)         |
| M                                    | 198,0x1201,0   |
| Q                                    | 198,4x1203,4   |
| S                                    | 198,8x1205,8   |
| T                                    | 199,2x1208,2   |
| X                                    | 199,6x1210,6   |
| U                                    | 200,0x1213,0   |
| A                                    | 200,4x1215,4   |
| V                                    | 200,8 x 1217,8 |
| B                                    | 201,2 x 1220,2 |

| 30x60                                |             |
|--------------------------------------|-------------|
| CALIBRO - CALIBRE<br>CALIBRE - MASSE | W*(mm)      |
| O                                    | 299,0x600,0 |
| P                                    | 298,0x598,0 |
| Q                                    | 297,0x596,0 |
| R                                    | 296,0x595,0 |

| 60x60                                |             |
|--------------------------------------|-------------|
| CALIBRO - CALIBRE<br>CALIBRE - MASSE | W*(mm)      |
| O                                    | 600,0x600,0 |
| P                                    | 598,0x598,0 |
| Q                                    | 596,0x596,0 |
| R                                    | 595,0x595,0 |

| 60x120                               |              |
|--------------------------------------|--------------|
| CALIBRO - CALIBRE<br>CALIBRE - MASSE | W*(mm)       |
| O                                    | 600,0x1202,0 |
| P                                    | 598,0x1198,0 |
| Q                                    | 596,0x1195,0 |

| 20x120                               |              |
|--------------------------------------|--------------|
| CALIBRO - CALIBRE<br>CALIBRE - MASSE | W*(mm)       |
| O                                    | 198,7x1202,0 |
| P                                    | 198,0x1198,0 |
| Q                                    | 197,0x1195,0 |
| S                                    | 196x1198,0   |

| 30x120                               |              |
|--------------------------------------|--------------|
| CALIBRO - CALIBRE<br>CALIBRE - MASSE | W*(mm)       |
| O                                    | 299,0x1202,0 |
| P                                    | 298,0x1198,0 |
| Q                                    | 297,0x1195,0 |

| 120x120                              |               |
|--------------------------------------|---------------|
| CALIBRO - CALIBRE<br>CALIBRE - MASSE | W*(mm)        |
| O                                    | 1202,0x1202,0 |
| P                                    | 1198,0x1198,0 |
| Q                                    | 1195,0x1195,0 |

| 45x90                                |             |
|--------------------------------------|-------------|
| CALIBRO - CALIBRE<br>CALIBRE - MASSE | W*(mm)      |
| O                                    | 449,5x901,0 |
| P                                    | 448,0x898,0 |
| Q                                    | 446,5x895,0 |

| 90x90                                |               |
|--------------------------------------|---------------|
| CALIBRO - CALIBRE<br>CALIBRE - MASSE | W*(mm)        |
| O                                    | 901,0x901,0   |
| P                                    | 898,0x898,0   |
| Q                                    | 895,0 x 895,0 |

| 20x180                               |              |
|--------------------------------------|--------------|
| CALIBRO - CALIBRE<br>CALIBRE - MASSE | W*(mm)       |
| O                                    | 198,7x1803,0 |
| P                                    | 198,0x1799,0 |
| Q                                    | 197,0x1795,0 |

| 30x180                               |              |
|--------------------------------------|--------------|
| CALIBRO - CALIBRE<br>CALIBRE - MASSE | W*(mm)       |
| O                                    | 298,0x1803,0 |
| P                                    | 297,0x1799,0 |
| Q                                    | 296,0x1795,0 |

| 88x88                                |             |
|--------------------------------------|-------------|
| CALIBRO - CALIBRE<br>CALIBRE - MASSE | W*(mm)      |
| S                                    | 881,0x881,0 |
| T                                    | 878,0x878,0 |
| U                                    | 875,0x875,0 |

\*\*non rettificato / not rectified / non rectifié / ungeschliffen

PER TUTTI I FORMATI DI SLIMTECH 3PLUS IL VALORE NOMINALE INDICATO COINCIDE CON LA DIMENSIONE DI FABBRICAZIONE

For all Slimtech 3plus sizes, the rated size corresponds with the work size

Pour tous les formats de Slimtech 3plus, la valeur nominale indiquée correspond aux dimensions de fabrication

Bei allen Formaten von Slimtech 3plus stimmt der angegebene Nennwert mit dem Herstellungsformat überein



**Formati / Sizes / Formats / Formate**  $\text{L}^{\text{T}}$ 

| <b>50x100</b>                        |             |
|--------------------------------------|-------------|
| CALIBRO - CALIBRE<br>CALIBRE - MASSE | W*(mm)      |
| <b>F</b>                             | 497,0x997,0 |

| <b>100x100</b>                       |             |
|--------------------------------------|-------------|
| CALIBRO - CALIBRE<br>CALIBRE - MASSE | W*(mm)      |
| <b>F</b>                             | 997,0x997,0 |

| <b>100x150</b>                       |              |
|--------------------------------------|--------------|
| CALIBRO - CALIBRE<br>CALIBRE - MASSE | W*(mm)       |
| <b>F</b>                             | 997,0x1500,0 |

| <b>50x150</b>                        |              |
|--------------------------------------|--------------|
| CALIBRO - CALIBRE<br>CALIBRE - MASSE | W*(mm)       |
| <b>F</b>                             | 497,0x1500,0 |

| <b>100x300</b>                       |              |
|--------------------------------------|--------------|
| CALIBRO - CALIBRE<br>CALIBRE - MASSE | W*(mm)       |
| <b>F</b>                             | 997,0x3000,0 |

**Formati / Sizes / Formats / Formate**  $\text{L}^{\text{T}}$ 

| <b>60x120</b>                        |              |
|--------------------------------------|--------------|
| CALIBRO - CALIBRE<br>CALIBRE - MASSE | W*(mm)       |
| <b>P</b>                             | 598,0x1198,0 |

| <b>120x120</b>                       |               |
|--------------------------------------|---------------|
| CALIBRO - CALIBRE<br>CALIBRE - MASSE | W*(mm)        |
| <b>P</b>                             | 1198,0x1198,0 |

| <b>120x260</b>                       |               |
|--------------------------------------|---------------|
| CALIBRO - CALIBRE<br>CALIBRE - MASSE | W*(mm)        |
| <b>P</b>                             | 1198,0x2600,0 |

| <b>120x278</b>                       |               |
|--------------------------------------|---------------|
| CALIBRO - CALIBRE<br>CALIBRE - MASSE | W*(mm)        |
| <b>P</b>                             | 1198,0x2780,0 |

PER TUTTI I FORMATI DI SLIMTECH 3PLUS IL VALORE NOMINALE INDICATO COINCIDE CON LA DIMENSIONE DI FABBRICAZIONE  
For all Slimtech 3plus sizes, the rated size corresponds with the work size  
Pour tous les formats de Slimtech 3plus, la valeur nominale indiquée correspond aux dimensions de fabrication  
Bei allen Formaten von Slimtech 3plus stimmt der angegebene Nennwert mit dem Herstellungsformat überein

# Suggerimenti per la posa.

## Laying suggestions / Conseils pour la pose / Empfehlungen für das Verlegen

È compito del posatore controllare sempre il materiale prima della posa. Stendere a terra alcune piastrelle (circa 3 mq) e verificarne accuratamente le specifiche tecniche ed estetiche d'insieme. Riferimento norma UNI 11493.

### POSA

Con collanti indicati per prodotti a bassa porosità. Dopo aver effettuato la stuccatura, rimuovere in breve tempo con frequenti lavaggi di spugna ed acqua gli eccessi fino alla totale pulizia del pavimento. Successivamente fare lavaggio acido e alcalino come da istruzioni Lea Ceramiche. È responsabilità del posatore provvedere sempre alla protezione della piastrellatura finita e pulita, prima della consegna al committente, tramite appositi materiali protettivi (es. pannelli in truciolare, fogli di cartone, ecc.). Riferimento norma UNI 11493.

Per la realizzazione di tagli interni e a "L" si consiglia di arrotondare i vertici dell'apertura utilizzando punte con diametro di almeno 5 mm, per ridurre il rischio di rottura o fessurazioni, nel materiale già posato.

È consigliabile posare il gres porcellanato Lea Ceramiche utilizzando livellatori meccanici. Va però evidenziato che in commercio sono disponibili molteplici modelli, alcuni dei quali per le loro modalità di utilizzo, possono risultare non indicati per prodotti ceramici con particolari finiture. In caso di necessità si prega di contattare il Technical Department Panariagroup prima dell'installazione.

Per le indicazioni di posa di Slimtech far riferimento al Manuale Tecnico Slimtech.

### SOTTOFONDO

Massetto cementizio.

### DIMENSIONE FUGA

Indicativamente 2 mm per i prodotti rettificati e 4 mm per i prodotti non rettificati per posa in interno. Salvo diversa indicazione dei Codici di Posa Nazionali. La larghezza delle fughe deve comunque essere decisa dalla Direzione Lavori. Prevedere nella pavimentazione idonei giunti perimetrali a contatto con elementi strutturali verticali (muri, colonne, scale ...) ed idonei giunti di dilatazione.

### COLORE FUGA

Grigio cemento o colore in tono con la piastrella.

Prima di usare stucchi colorati a grana fine su prodotti lappati, levigati o spazzolati, fare sempre un test di prova. Se il pigmento colorato è molto tenace la rimozione potrebbe risultare molto difficoltosa.

The person in charge of installation must check all material before installing it. Place some tiles on the floor (approx. 3 m<sup>2</sup>) and check the overall technical and aesthetic characteristics with particular care.

Le poseur doit toujours contrôler le matériel avant la pose. Poser quelques carreaux (environ 3 m<sup>2</sup>) sur le sol sans les coller et en contrôler soigneusement les spécifications techniques et esthétiques générales.

Es ist Aufgabe des Fliesenlegers, das Material vor dem Verlegen stets zu kontrollieren. Einige Fliesen auf den Boden legen (circa 3 m<sup>2</sup>) und sorgfältig die technischen und optischen Eigenschaften des Ganzen überprüfen.

### LAYING

With adhesives for products with a low porosity. After grouting, remove any excess product as quickly as possible by repeatedly washing the area with a sponge and water. Then perform acid washing, as instructed by Lea Ceramiche.

It is the installer's responsibility to protect the finished and clean tiling before the delivery to the client, by using appropriate protective materials (e.g. chipboard, cardboard sheets, etc.).

To create interior and "L" cuts it is advisable to round off the corners of the opening using drill bits with a diameter of at least 5 mm to reduce the risk of breakage or cracks in the already laid material.

It is advisable to lay Lea Ceramiche porcelain stoneware using mechanical levellers. However, it should be noted that many models are available on the market, some of which, due to their operating methods, may not be suitable for ceramic products with particular finishes. If necessary, please contact the Panariagroup Technical Department before installation.

For instructions on laying Slimtech, refer to the Slimtech Technical Manual.

### POSE

Avec des colles adaptées aux produits à faible porosité. Après avoir effectué le jointoiment, éliminer rapidement les excès par des lavages fréquents avec une éponge et de l'eau jusqu'à ce que le sol soit complètement propre. Effectuer ensuite le lavage acide et alcalin selon les instructions fournies par Lea Ceramiche.

Il incombe au carreleur de protéger le dallage fini et propre avant la livraison au client, en utilisant des matériaux de protection appropriés (par ex. panneau aggloméré, feuille de carton etc.)

Sous-couche: lit de ciment compact. Pour réaliser des découpes internes en « L » nous conseillons d'arrondir les sommets de l'ouverture avec des forets de 5mm de diamètre minimum, afin de réduire le risque de rupture ou de fissure du matériau déjà en place.

Nous conseillons de poser le grès cérame Lea Ceramiche en utilisant des niveleuses mécaniques. Nous faisons remarquer qu'il existe dans le commerce plusieurs modèles, dont certains peuvent, à cause de leur mode d'emploi, ne pas être indiqués pour les produits en céramique ayant des finitions particulières.

En cas de besoin, veuillez contacter le Service technique de Panariagroup avant de procéder à l'installation. Pour les indications de pose de Slimtech, consultez le Manuel technique de Slimtech.

### VERLEGUNG

Mit Klebern für Produkte mit geringer Porosität. Nach dem Verfugen das überschüssige Material schnell durch häufiges Wischen mit Schwamm und Wasser das überschüssige Material entfernen, bis der Boden vollständig sauber ist. Anschließend eine saure und alkalische Reinigung nach den Anweisungen von Lea Ceramiche vornehmen. Der Fliesenleger ist dafür zuständig, den fertig verlegten, sauberen Fliesenbelag vor der Übergabe an den Bauherrn mit geeigneten Schutzmaterialien (z.B. Spanplatten, Pappe etc.) abzudecken.

Für Innen- und „L“-Schnitte ist es ratsam, die Kanten der Öffnung mit Bohrern mit einem Durchmesser von mindestens 5 mm abzurunden, um Brüche oder Risse im bereits verlegten Material zu vermeiden. Feinsteinzeug von Lea Ceramiche sollte mithilfe von mechanischen Richtmaschinen verlegt werden.

Es ist jedoch zu beachten, dass auf dem Markt eine Vielzahl von Modellen erhältlich ist. Einige davon könnten aufgrund der Art und Weise, wie sie verwendet werden, für Keramikprodukte mit speziellem Finish nicht geeignet sein. Bei Bedarf bitte vor dem Verlegen mit der Technischen Abteilung von Panariagroup Rücksprache halten. Für Anweisungen zum Verlegen von Slimtech bitte im Technischen Handbuch von Slimtech nachlesen.

### SUBSTRATE

Compact cement bed.

### SOUS-COUCHE

Lit de ciment compact.

### UNTERGRUND

Kompakter Zementuntergrund.

### JOINT WIDTH

Approximately 2 mm for rectified tiles and 4 mm for non-rectified tiles in interior spaces. The width of grout joints must be established by the installation supervisor, unless grout widths are regulated by national laying standards. Plan in the flooring for suitable perimeter joints in contact with vertical structural elements (walls, columns, stairs ...) and suitable expansion joints.

### DIMENSION JOINT

Environ 2 mm pour les carreaux rectifiés et 4 mm pour les carreaux pas rectifiés, pour les espaces intérieurs. Sauf indication contraire contenue dans les Normes de Pose Nationales, la dimension des joints doit dans tous les cas être définie par le directeur des travaux. Prévoir dans le dallage des joints adéquats sur le périmètre au niveau des éléments structurels (murs, colonnes, escaliers...) et des joints de dilatation adéquats.

### FUGENBREITE

Ungefähr 2mm für geschliffene Platten und 4 mm für ungeschliffene Platten für die Verlegung im Innenbereich. Sofern in den Nationalen Verlegungsstandards nicht anders angegeben, ist die Breite der Fugen von der Bauleitung zu bestimmen. Beim Bodenbelag entsprechende Randfugen in Kontakt mit vertikalen strukturellen Elementen (Mauern/Wände, Säulen, Treppen...) und entsprechende Dehnungsfugen einplanen.

### GROUT COLOUR

Grey or matching the colour of the tile. Before using fine-grain coloured grout on lapped, polished or brushed products, always perform a test. If the coloured pigment stains, it may be very difficult to remove.

### COULEUR JOINT

Joint gris ou dans la teinte du carreau. Toujours effectuer un test avant d'utiliser des stucs colorés à granulométrie fine sur des produits poncés, polis et brossés. L'élimination d'un pigment très prononcé pourrait s'avérer difficile.

### FUGENFARBE

Grau oder auf die Fliesenfarbe abgestimmt. Bevor farbige Fugenfüller mit feiner Körnung auf geläppten, geschliffenen und gebürsteten Produkten eingesetzt werden ist stets eine Probe vorzunehmen erforderlich. Wenn das Farbpigment sehr resistent ist, könnte der Fugenfüller sehr schwer zu entfernen sein.

# Gradino plus. Informazioni per la posa.

## Step tread plus. Laying information / Nez de marche plus. Informations pour la pose / Plus-stufen. Informationen für die Verlegung

Effettuare sempre la posa con adesivo.

Per la posa su sottofondi cementizi utilizzare adesivi elastici di classe S2 secondo EN 12004. Nel caso di posa su altri supporti (es. legno, truciolare...) contattare i fornitori per la scelta dell'adesivo più idoneo. Verificare che il sottofondo sia stabile, planare e pulito. Gli strati cementizi (massetti, calcestruzzo, strati di livellamento/pendenza...) devono essere stagionati, cioè devono aver esaurito i fenomeni di ritiro. Evitare la presenza di acqua sul sottofondo. Nel caso in cui la pavimentazione in esercizio sarà a contatto con l'acqua (ambienti esterni, centri benessere, docce, spogliatoi...) è necessario:

- realizzare sottofondi con pendenza di almeno l'1% (1 cm per ogni metro);
- applicare idonei impermeabilizzanti sulla superficie del sottofondo;
- miscelare gli stucchi con idonei laticci che riducano la porosità delle fughe.


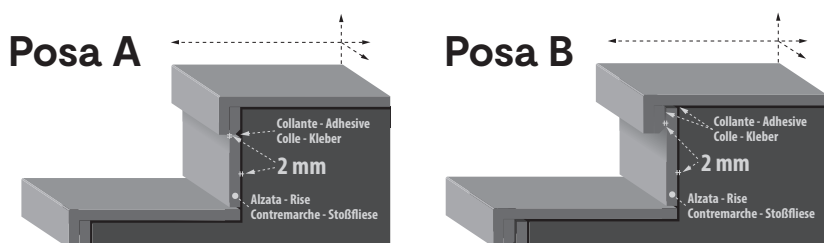
NON LASCIARE VUOTI sotto ai Gradini Plus, posare con "doppia spalmatura" anche nella parte verticale dei pezzi. Il bordo verticale del Gradino Plus deve essere distanziato di alcuni mm (almeno 3-4 mm) dal sottofondo e lo spazio vuoto deve essere riempito con collante, v. figure.

Calpestare i Gradini Plus e riempire le fughe solo quando l'adesivo ha fatto presa secondo le indicazioni riportate dai fabbricanti. Posare sempre con la fuga, che dovrà avere idonee dimensioni e comunque calcolata dal progettista. Prevedere nella pavimentazione i giunti perimetrali a contatto con elementi strutturali verticali (muri, colonne...) ed idonei giunti di dilatazione.

Evitare sistemi rigidi:

- volendo rivestire la parte verticale degli scalini ("alzata"), posare il materiale ben distanziato dai Gradini Plus, come mostrato nelle figure.
- nel caso di terrazze o balconi, assicurarsi che le eventuali grondaie siano un sistema a sé stante, cioè siano ben distaccate dai Gradini Plus.

Evitare di pulire i Gradini Plus con prodotti chimici aggressivi, che potrebbero danneggiare la resina epossidica utilizzata per il loro incollaggio. In caso di posa a bordo piscina, il Gradino Plus (sia pedata che parte verticale del pezzo) deve essere incollato direttamente solo su sottofondi cementizi. Non incollare il Gradino Plus sopra la vasca di contenimento dell'acqua (plastica, vetroresina, etc.).



Always lay using adhesive.

When laying on cement bases use elastic class S2 EN 12004 compliant adhesive. When laying on other bases (e.g. wood, chipboard...) contact suppliers for the choice of the best adhesive.

Check that the base is stable, flat and clean. Cement layers (screed, concrete, levelling/sloping layers...) must be cured, meaning they must have withdrawn completely.

Avoid any water on the base. If flooring in use is in contact with water (exteriors, wellness centres, showers, changing rooms...) you need to:

- create bases with a slope of at least 1% (1 cm for each metre);
- apply suitable waterproofing to the base;
- mix the grouting product with suitable latexes to make them waterproof.

DO NOT LEAVE EMPTY SPACES under the "Plus" Steps; lay by "double butterin" even for vertical edges.

The vertical parts of "Plus" Steps must be spaced a few mm (at least 3-4 mm) from the base and the empty space must be filled with adhesive, see pictures.

Walk on the "Plus" Steps and only fill grouts when the adhesive has set following manufacturer instructions. Always lay with grout lines of the right size, calculated by the designer.

Plan for perimeter joints in flooring coming into contact with vertical structural elements (walls, columns...) and suitable expansion joints.

Avoid rigid systems:

- If you want to cover the vertical part of steps ("riser"), lay the material the right distance from the "Plus" Steps, as shown in the pictures.
- For terraces and balconies, make sure any gutters present are detached, i.e. separated from the "Plus" Steps.

Avoid cleaning Plus step treads with aggressive chemical products, which could damage the epoxy resin used to assemble them.

In the case of poolside installation, Plus step treads (both the tread and vertical part of the step tread) must be adhered directly to the cement subfloor.

Do not install Plus step treads above the water containment tub (plastic, fibreglass, etc.).

Effectuer toujours la pose en utilisant de la colle.

Pour la pose sur les sous-couches en ciment, utiliser des colles élastiques de classe S2 conformes à la norme EN 12004. En cas de pose sur d'autres supports (ex. bois, aggloméré...), contacter les fournisseurs pour le choix de la colle la plus appropriée.

Vérifier que la sous-couche est stable, plane et propre. Les temps de séchage du support (chapes, béton armé, produits de ragréage...) doivent être parfaitement respectés c'est-à-dire que les phénomènes de retrait doivent être terminés. Éviter la présence d'eau sur la sous-couche. Si le sol à carreler doit entrer en contact avec l'eau (pose en extérieur, centres bien-être, douches, vestiaires...) il est nécessaire:

- de réaliser une sous-couche avec une pente d'au moins 1% (1 cm/mètre)
- d'appliquer des imperméabilisants appropriés sur la sous-couche
- de mélanger les mortiers avec des latex appropriés qui réduisent la porosité des jointoiments.

NE PAS LAISSER DE VIDES sous les nez de marche "Plus"; appliquer la colle avec la technique du double encollage (support et envers des carreaux), ainsi que sur le bord vertical des carreaux.

Le bord vertical des nez de marche "Plus" doit être à une distance de quelques mm (au moins 3-4 mm) de la sous-couche et l'espace vide doit être rempli avec de la colle, voir les figures.

Ne piétiner les nez de marche "Plus" et ne remplir les joints que lorsque la colle a déjà fait prise, selon les indications fournies par les fabricants.

Poser toujours avec un joint dont les dimensions seront calculées par l'architecte. Prévoir sur le carrelage des joints périphériques aux points de contact avec les éléments structurels verticaux (mur, colonnes...) et des joints de dilatation opportuns.

Éviter les systèmes rigides :

- si l'on désire carreler la partie verticale des marches (contre-marche), poser les carreaux à une certaine distance des nez de marche "Plus" comme le montrent les figures.
- Pour les terrasses et les balcons, s'assurer que les gouttières sont totalement indépendantes, c'est-à-dire bien séparées des nez de marche "Plus".

Éviter de nettoyer les nez de marche Plus avec des produits chimiques agressifs, qui pourraient endommager la résine époxy utilisée pour leur assemblage.

En cas de pose au bord d'une piscine, les nez de marche Plus (aussi bien le plat de marche que la partie verticale de la pièce) doivent être collés directement sur la base en ciment. Ne pas coller le nez de marche Plus sur la vasque qui contient l'eau (plastique, fibre de verre, etc.).

.Zum Verlegen immer Kleber verwenden.

Zum Verlegen auf zementhaltigem Untergrund elastische Kleber der Klasse S2 gemäß EN 12004 verwenden. Wenden Sie sich beim Verlegen auf anderen Unterlagen (z.B. Holz, Spanplatten usw.) für die Wahl des geeigneten Klebers an die den Händler. Prüfen Sie, dass der Untergrund stabil, eben und sauber ist. Die zementhaltigen Schichten (Estrich, Betonuntergrund, Nivellierschicht bzw. Gefälle, usw.) müssen abgelagert sein, d.h. die Schrumpfung muss abgeschlossen sein.

Es darf sich kein Wasser auf dem Untergrund befinden. Sollte der zu verlegende Fußboden in Kontakt mit Wasser gelangen (Außenbereiche, Wellness-Center, Duschen, Umkleieräume usw.) ist Folgendes zu beachten:

- Einen Untergrund einem Gefälle von mindestens 1% herstellen (1 cm pro Meter);
- Geeignete Dichtstoffe auf die Oberfläche des Untergrunds aufbringen;

• Die Gipsmörtel mit geeignetem Latex mischen, um die Durchlässigkeit der Fugen zu verringern. KEINE LEERRÄUME unter den Plus-Stufen HINTERLASSEN; auch den vertikalen Abschnitt der Elemente mit "Doppelbeschichtung" verlegen.

Die vertikale Kante der Plus-Stufen muss einige mm Abstand (mind. 3-4 mm) zum Untergrund aufweisen; dabei ist der Leerraum mit Kleber zu füllen, siehe Abbildungen.

Erst dann die Plus-Stufen betreten und die Fugen erst verschließen, nachdem der Kleber entsprechend der Herstellerangaben gehärtet ist.

Immer mit der Fuge verlegen, wobei deren Größe, die vom Projektplaner berechnet wird, angemessen sein muss.

Kalkulieren Sie bei der Fußbodenverlegung die umlaufenden Fugen, welche mit vertikalen Konstruktionselementen (Mauern, Säulen, usw.) in Kontakt stehen, sowie die Dehnungsfugen mit ein.

Vermeiden Sie starre Systeme:

- Bei der Verklebung des vertikalen Abschnitts der Stufen ("Setzstufe") das Material in einem angemessenen Abstand zu den Plus-Stufen verlegen, siehe Abbildungen.
- Bei Terrassen oder Balkonen sicherstellen, dass die evtl. vorhandenen Dachrinnen ein unabhängiges System darstellen, d.h. einen angemessenen Abstand zu den Plus-Stufen aufweisen.

Verwenden Sie zur Reinigung der Plus-Stufen keine aggressiven chemischen Produkte, da diese den Epoxidharz, mit dem sie verklebt sind, beschädigen könnten. Bei der Verlegung am Poolrand ist Plus-Stufen (sowohl die Trittfläche als auch der senkrechte Teil) direkt und ausschließlich auf Zementuntergrund zu verkleben. Verkleben Sie Plus-Stufe nicht oberhalb des Wasserbeckens (Kunststoff, GFK etc.).



# Informazioni per la pulizia e la manutenzione.

Prima di pulire una superficie piastrellata è bene:

1. Verificare sul catalogo generale la **resistenza agli agenti chimici** delle piastrelle posate;
2. Effettuare un test preliminare direttamente sulle piastrelle posate, ponendo il detergente da utilizzare a contatto con le piastrelle per tempi uguali a quelli che si useranno poi sul cantiere;
3. Assicurarsi che i detergenti da usare **non contengano** acido fluoridrico e/o suoi derivati, poiché tali sostanze, per loro peculiarità, aggrediscono tutti i prodotti ceramici.

Si riportano di seguito alcune indicazioni per le pulizie di fine cantiere ("dopo posa"), quotidiane, straordinarie, per la rimozione di cere e patine lucidanti e per eventuali manutenzioni straordinarie.

## PULIZIA "DOPO POSA"

1. La pulizia "dopo posa" serve per rimuovere i residui di stucchi per le fughe, cemento, calce, boiaccia. È obbligatoria a fine cantiere, sia per le piastrelle smaltate che per quelle non smaltate.
2. Una pulizia "dopo posa" male effettuata, o addirittura non fatta, è spesso causa di aloni che impediscono di mantenere pulito il pavimento nonostante una buona pulizia quotidiana.
3. Quando possibile, specialmente per superfici medio-grandi, si consiglia l'uso di monospazzola con dischi morbidi (bianchi oppure beige).
4. Pulizia stucchi cementizi miscelati con acqua

Si effettua con specifici detergenti a base di acidi tamponati e diluiti. Alcuni di questi, facilmente reperibili in commercio, sono riportati nella seguente tabella.

| RESIDUO DA RIMUOVERE | TIPO DI DETERGENTE        | NOME DETERGENTI         | PRODUTTORE         |
|----------------------|---------------------------|-------------------------|--------------------|
| stucchi cementizi    | a base di acidi tamponati | ultracare keranet       | mapei              |
| boiaccia             |                           | cement remover          | faber chimica      |
| cemento              |                           | deterdek pro            | fila               |
| calce                |                           | trek                    | kiter              |
|                      |                           | zementschleierentferner | lithofin           |
|                      |                           | hmk r63                 | hmk                |
|                      |                           | solvacid                | geal               |
|                      |                           | bonaclean / bclean      | bonasystems italia |
|                      |                           | bonadecon / bdecon (*)  | bonasystems italia |

Salvo diversa indicazione di LEA CERAMICHE, seguire attentamente le modalità d'uso indicate sulle confezioni dai fabbricanti. (\*) Specifico per prodotti non resistenti agli acidi.

## INDICAZIONI PER LA PULIZIA "DOPO POSA":

1. Effettuare la pulizia dopo 4-5 giorni dalla stuccatura (lo stucco deve indurire) e non oltre 10 giorni. Oltre questi tempi la pulizia può diventare molto più laboriosa.
2. Bagnare con acqua il pavimento prima delle operazioni di pulizia. In questo modo le stuccature vengono impregnate dall'acqua e viene ridotto il contatto con i detergenti.
3. Lasciare agire i detergenti per tempi limitati, risciacquando bene con acqua appena possibile.
4. Non deve essere eseguita se le superfici piastrellate sono molto calde (es. esposte al sole nei mesi più caldi), perché diviene più severa l'azione degli aggressivi chimici. In estate effettuarla nelle ore fresche della giornata.
5. Fare sempre test preventivi prima dell'uso (su una piastrella non posata), in particolare per prodotti Lappati o Levigati.
6. Pulizia stucchi epossidici, bi-componenti e reattivi

In questi casi la rimozione dei residui degli stucchi deve essere fatta immediatamente ed in modo molto accurato seguendo le indicazioni dei fabbricanti, perché questi stucchi induriscono molto rapidamente, anche in pochi minuti. Seguire attentamente le modalità di pulizia indicate dal fabbricante dello stucco utilizzato e verificarne l'efficacia (anche con un controllo!) con una prova preliminare di pulizia prima di stuccare l'intero pavimento/parete.

## PULIZIA STRAORDINARIA

Viene effettuata per rimuovere macchie o residui particolarmente vecchi o resistenti. Prima dell'uso fare sempre test preventivi (su una piastrella non posata), in particolare su **Lappati** e **Levigati**. Nella tabella sotto sono indicati detergenti efficaci a seconda del tipo di macchia.

| RESIDUO DA RIMUOVERE | TIPO DI DETERGENTE | NOME DETERGENTI             | PRODUTTORE         |
|----------------------|--------------------|-----------------------------|--------------------|
| grassi               | polifunzionali,    | ps87 pro                    | fila               |
| polvere da calpestio | a base alcalina(1) | intensivreiniger            | lithofin           |
| pulizie di fondo     |                    | hmk r55                     | hmk                |
|                      |                    | taski r20-strip             | johnsondiversey    |
|                      |                    | deep degreaser              | faber chimica      |
|                      |                    | bonadecon / bdecon          | bonasystems italia |
|                      |                    | ultracare HD cleaner        | mapei              |
|                      |                    | deterflash                  | geal               |
| caffè                | polifunzionali,    | coloured stain remover      | faber chimica      |
| coca-cola            | a base alcalina(1) | ps87 pro                    | fila               |
| succhi di frutta     |                    | super deterjet              | geal               |
|                      |                    | Ultracare HD Cleaner        | Mapei              |
|                      |                    | candeggina                  | vari produttori    |
| vino                 | ossidante          | oxidant                     | faber chimica      |
|                      |                    | candeggina                  | vari produttori    |
| depositi calcarei    | a base acida (1)   | viakal                      | procter & gamble   |
|                      |                    | ultracare acid cleaner      | mapei              |
| ruggine              | a base acida (1)   | acido muriatico diluito     | vari produttori    |
|                      |                    | ultracare acid cleaner      | mapei              |
| inchiostri           | a base solvente    | diluente nitro, acqua ragia | vari produttori    |
| pennarello           |                    | coloured stain remover      | faber chimica      |
| pneumatici,          | pasta abrasiva (1) | vim clorex (2)              | guaber             |
| segni di gomma       |                    | polishing cream (2)         | faber chimica      |
| di metalli           |                    | strong remover (3)          | faber chimica      |
| di matita            |                    | detergum (3)                | zep italia         |
| sporco delle fughe   | specifico          | fuganet                     | fila               |
|                      |                    | ultracare grout cleaner     | mapei              |
|                      |                    | fugenreiniger               | lithofin           |

(1) Fare test preventivo su materiali Lappati e Levigati (2) Indicato per materiali Lappati e Levigati (3) Non usare su prodotti Lappati, usare con molta attenzione sui Levigati  
Salvo diversa indicazione di LEA CERAMICHE, seguire attentamente le modalità d'uso indicate sulle confezioni dai fabbricanti.

## PULIZIA QUOTIDIANA / ORDINARIA

Utilizzare acqua calda e un panno in microfibra di buona qualità, tipo MAGIC CLEAN di **Bonasystems Italia**.

Al bisogno utilizzare acqua calda e detergente neutro molto diluito (un tappo del flacone in 5 lt di acqua) o acqua calda e sgrassatore universale (4-5 spruzzate in 5 lt di acqua). A fine lavaggio risciacquare sempre con acqua e panno in microfibra pulito.

| TIPO DI OPERAZIONE | TIPO DI DETERGENTE                 | NOME DETERGENTI    | PRODUTTORE    |
|--------------------|------------------------------------|--------------------|---------------|
| pulizie quotidiane | neutro                             | floor cleaner      | faber chimica |
|                    | sgrassatore universale             | cleaner pro        | fila          |
|                    |                                    | pfleregereiniger   | lithofin      |
|                    | hmk p15                            | hmk                |               |
|                    | bonamain + / bmain +               | bonasystems italia |               |
|                    | bonatitania clean / btitania clean | bonasystems italia |               |
|                    | belgres                            | geal               |               |
|                    | chanteclair sgrassatore universale | real chimica       |               |
|                    | smac expresse sgrassatore          | bolton group       |               |

Salvo diversa indicazione di LEA CERAMICHE, seguire attentamente le modalità d'uso indicate sulle confezioni dai fabbricanti.

## PULIZIA DECORI

- Utilizzare detergenti NEUTRI e diluiti.

**NON UTILIZZARE ASSOLUTAMENTE:** Ceranti e/o impregnanti - Detergenti acidi o alcalini - Paste abrasive - Spazzole o spugne abrasive.

## RIMOZIONE DI PATINE LUCIDE

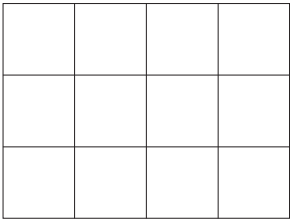
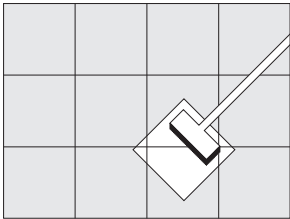


Nei normali detergenti in commercio sono a volte contenute cere o additivi lucidanti che, lavaggio dopo lavaggio, depositano sul pavimento **patine lucide**, causa di noiose alonature. Patine di questo tipo possono essere depositate anche da detergenti disinfettanti a base alcolica e stucchi per le fughe. Semplici alimenti come Coca Cola, vino, acqua, etc., cadendo sul pavimento tolgono questa patina lucida e ripristinano l'**aspetto originale** più opaco delle piastrelle. In mezzo al pavimento più lucido, le zone senza cera appaiono come aloni opachi, in realtà sono le uniche parti pulite del pavimento. In questi casi bisogna:

1. Prima di tutto togliere la patina lucida da tutto il pavimento (vedi tabella seguente);
2. Poi, per le pulizie quotidiane, utilizzare detergenti neutri che non contengano né cere né patine lucidanti (vedi paragrafo precedente "pulizie quotidiane/ordinarie").

| RESIDUO DA RIMUOVERE | TIPO DI DETERGENTE | NOME DETERGENTI       | PRODUTTORE    |
|----------------------|--------------------|-----------------------|---------------|
| patine lucide        | debolmente acidulo | tile cleaner puro (*) | faber chimica |

(\*) Non seguire le indicazioni sulla confezione, seguire le istruzioni mostrate nel video al seguente link: <https://youtu.be/4Kqe-CJlb5s>.

Non utilizzare cere su gres porcellanato LEA CERAMICHE.

|  |  |   |  |
|--|--|---|--|
| <b>1</b><br><br>Pavimento originale. | <b>2</b><br><br>Dopo pulizia con detergenti contenenti cere. | <b>3</b><br><br>Semplici alimenti (Coca-Cola, vino, acqua...) possono togliere la patina lucida.<br>La superficie originale è più opaca. | <b>4</b><br><br>Rimuovere la patina con detergente (pulitore per piastrelle Faber) e utilizzare detergente senza cere per la pulizia quotidiana. |
|--|--|---|--|

## MANUTENZIONI STRAORDINARIE

### Protettivi per fughe

| NOME PRODOTTO             | PRODUTTORE |
|---------------------------|------------|
| fugaproof                 | fila       |
| kf fugenschutz            | lithofin   |
| ultracare grout protector | mapei      |

Salvo diversa indicazione di LEA CERAMICHE, seguire attentamente le modalità d'uso indicate sulle confezioni dai fabbricanti.

### Trattamenti antislip

La resistenza allo scivolamento dei pavimenti posati (sia piastrelle smaltate che non smaltate) può essere aumentata utilizzando specifici prodotti (vedi tabella).

Prima di applicare il prodotto sul pavimento fare test preventivi su piastrelle non posate per trovare i tempi di contatto più idonei. Se da un lato tempi più lunghi aumentano il grado di grip, dall'altro tendono un po' a sbiancare i colori delle piastrelle e a renderle un pochino più sporcabili.

| TIPO DI OPERAZIONE   | NOME PRODOTTO | PRODUTTORE         |
|----------------------|---------------|--------------------|
| trattamento antislip | bonagrip      | bonasystems italia |
|                      | safe floor    | faber chimica      |

#### attenzione:

1. Non usare questi trattamenti su superfici Lappate né Levigate; 2. Prima del trattamento contattare Servizio Clienti Lea; 3. Si consiglia di realizzare il trattamento tramite ditte specializzate.

I prodotti **LEVIGATI** possono raggiungere il grado **R9** (test DIN EN 16165-Annex B) con appositi trattamenti al laser, eseguibili solo sul materiale non posato: per questo la richiesta di R9 su Levigati deve essere specificata al momento dell'ordine all'ufficio commerciale.

Tali trattamenti al laser possono essere seguiti anche su superfici **LAPPATE** (dopo verifica Servizio Clienti LEA CERAMICHE).

### Riferimenti utili pag. 378

Il manuale tecnico "pulizia e manutenzione" è disponibile sul sito internet [leaceramiche.com](http://leaceramiche.com)

# Cleaning and maintenance information.

Make sure to do the following before cleaning any tiled surface:

1. Check the **resistance to chemical agents** of the laid tiles in the general catalogue;
  2. Perform a preliminary test directly on the laid tiles by putting a detergent, to be used in contact with the tiles for a period that is equal to the period that will be used later on the site;
  3. Make sure that the detergents that are going to be used, **do not contain** hydrofluoric acid and/or any of its derivatives; these substances, by their very nature, damage all ceramic products.
- Listed below are some indications for cleaning after the installation (after laying the tiles), on a daily basis, for extra cleaning and to remove waxes and polish glazes or for any extra maintenance that may be required.

## CLEANING "AFTER THE INSTALLATION"

1. Cleaning "after the installation" helps remove residues of grout-joints, cement and lime. This is mandatory at the end of the installation, for glazed tiles and unglazed tiles.
2. If the cleaning "after the installation" is not carried out properly or if it is not carried out at all, this can often result in marks that prevent the floor from being cleaned properly even if good daily cleaning is performed.
3. Whenever possible, especially for medium to large surfaces, it is advisable to use a single-brush machine with soft disks (white or beige).
4. **Cleaning cement-based grouts mixed with water.**  
This is carried out with specific detergents with buffered and diluted acids. The table below shows some of these detergents, which are available on the market.

| FOR REMOVING THE FOLLOWING RESIDUES            | TYPE OF DETERGENT   | DETERGENT'S NAME        | MANUFACTURER       |
|--|---------------------|-------------------------|--------------------|
| cement-based grouts<br>grout<br>cement<br>lime | buffered acid based | ultracare keranet       | mapei              |
|  |                     | cement remover          | faber chimica      |
|  |                     | deterdek pro            | fila               |
|  |                     | trek                    | kiter              |
|  |                     | zementschleierentferner | lithofin           |
|  |                     | hmk r63                 | hmk                |
|  |                     | solvacid                | geal               |
|  |                     | bonaclean / bclean      | bonasystems italia |
|  |                     | bonadecon / bdecon (*)  | bonasystems italia |

Unless otherwise indicated by LEA CERAMICHE, follow the instructions indicated on the manufacturer's package very carefully. (\*) Specific for products that are non-resistant to acids

## INSTRUCTIONS ON HOW TO CLEAN "AFTER THE INSTALLATION":

1. Clean 4-5 days after grouting (the grout must be hardened); do not wait more than 10 days. After this period, cleaning can become very difficult.
2. **Moisten the floor with water** before cleaning. This way the groutings are soaked with water and the contact with detergents is reduced.
3. **Let the detergents operate for limited periods**, hence rinse out with water as soon as possible.
4. It must not be carried out if the tiled surfaces are **very hot** (i.e. exposed to the sun during very warm days); this must be avoided as the action of aggressive chemicals become very harsh. In the summer, proceed with the operation during the coolest period of the day.
5. Make sure to always perform a precautionary test before using the product (on a tile that is not laid), especially for Honed or Polished products.
6. **Cleaning for epoxy, bi-component and reagent grouts**  
In these cases the removal must be carried out immediately and carefully following the recommendations of the manufacturers, as these grouts harden very quickly, even in a few minutes. Please carefully follow the cleaning mode specified by the manufacturer of the grout used; verify its effectiveness (with back-lighting) with a preliminary cleaning test before grouting the entire floor/wall.
7. **Antislip tiles**

"Antislip" tiles that are made with rough and/or textured surfaces must be cleaned very well. Therefore, it is advisable to clean "after the installation", quickly and thoroughly, using a single-brush machine with white or beige disks.

## EXTRA CLEANING

This procedure is carried out to remove stains or residues that are particularly old or stubborn. Make sure to always perform a precautionary test before using the product (on a tile that is not laid), especially for **Honed or Polished** products.  
The table shown below indicates the detergents that are effective according to the type of stains.

| FOR REMOVING THE FOLLOWING RESIDUES                    | TYPE OF DETERGENT                | DETERGENT'S NAME             | MANUFACTURER                           |
|--|----------------------------------|------------------------------|--|
| grease<br>dust footmarks<br>base cleaning              | multipurpose, alkaline-based (1) | ps87 pro                     | fila                                   |
|  |                                  | intensivreiniger             | lithofin                               |
|  |                                  | hmk r55                      | hmk                                    |
|  |                                  | taski r20-strip              | johnsondiversey                        |
|  |                                  | deep degreaser               | faber chimica                          |
|  |                                  | ultracare HD cleaner         | mapei                                  |
|  |                                  | bonadecon / bdecon           | bonasystems italia                     |
|  |                                  | deterflash                   | geal                                   |
| coffee<br>coke<br>fruit juice                          | multipurpose, alkaline-based (1) | coloured stain remover       | faber chimica                          |
|  |                                  | ps87 pro                     | fila                                   |
|  |                                  | super deterjet               | geal                                   |
|  |                                  | ultracare HD cleaner         | mapei                                  |
| wine   | oxidizing agent                  | bleach                       | various manufacturers                  |
|  |                                  | oxidant<br>bleach            | faber chimica<br>various manufacturers |
| calcareous deposits                                    | acid-based (1)                   | viakal                       | procter & gamble                       |
|  |                                  | ultracare acid cleaner       | mapei                                  |
| rust   | acid-based (1)                   | diluted muriatic acid        | various manufacturers                  |
|  |                                  | ultracare acid cleaner       | mapei                                  |
| inks<br>felt-tipped pen                                | solvent-based                    | nitro dilutant, white spirit | various manufacturers                  |
|  |                                  | coloured stain remover       | faber chimica                          |
| tire traces<br>stains from rubber<br>metals or pencils | abrasive paste (1)               | vim clorex (2)               | guaber                                 |
|  |                                  | polishing cream (2)          | faber chimica                          |
|  |                                  | strong remover (3)           | faber chimica                          |
|  |                                  | detergum (3)                 | zep italia                             |
| tile joint stains                                      | specific                         | fuganet                      | fila                                   |
|  |                                  | ultracare grout cleaner      | mapei                                  |
|  |                                  | fugenreiniger                | lithofin                               |

(1) Perform a precautionary test on Honed or Polished materials. (2) Suitable for Honed or Polished materials. (3) Do not use it on Honed products, use with the utmost caution on Polished products. Unless otherwise indicated by LEA CERAMICHE, follow the instructions indicated on the manufacturer's packaging very carefully.



## DAILY / STANDARD CLEANING

Use warm water and a high quality microfibre cloth, like MAGIC CLEAN by **Bonasystems Italia**.

If needed, use warm water and a very diluted neutral detergent (one cap in 5 litres of water) or warm water and a universal degreaser (4-5 sprays in 5 litres of water). When finished, always rinse with water and a clean microfibre cloth.

| TYPE OF OPERATION      | TYPE OF DETERGENT         | DETERGENT'S NAME                   | MANUFACTURER       |
|------------------------|---------------------------|------------------------------------|--------------------|
| clean on a daily basis | neutral                   | floor cleaner                      | faber chimica      |
|                        | universal degreaser       | cleaner pro                        | fila               |
|                        |                           | pflegereiniger                     | lithofin           |
|                        |                           | hmk p15                            | hmk                |
|                        |                           | bonamain + / bmain +               | bonasystems italia |
|                        |                           | bonatitania clean / bitania clean  | bonasystems italia |
|                        |                           | belgres                            | geal               |
|                        |                           | chanteclair sgrassatore universale | real chimica       |
|                        | smac expresse sgrassatore | bolton group                       |                    |

Unless otherwise indicated by LEA CERAMICHE, follow the instructions indicated on the manufacturer's packaging very carefully.

## CLEANING DECORATIONS

- Use NEUTRAL, diluted detergents

**NEVER USE:** Waxing and impregnating agents - Acid or alkaline detergents - Abrasive pastes - Abrasive brushes or sponges.

## REMOVING GLOSSY GLAZE

Standard detergents that are available in the market sometimes contain waxes or polish additives that, wash after wash, deposit **glossy glaze** on the floor and causes annoying marks. Patinas of this type can also be deposited by alcohol-based disinfectant detergents and grouting for joints. When simple foods such as Coke, wine, water, etc., fall on the floor, they remove this type of glossy glaze and restore the **original appearance** of the tiles (a more opaque look).

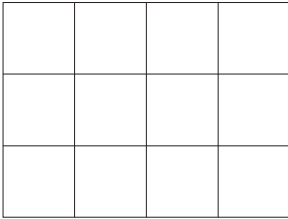
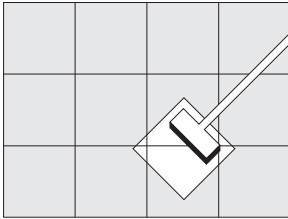

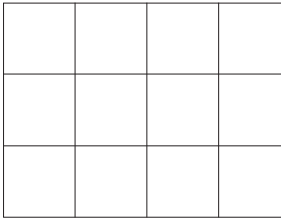
In the middle of the shinier floor, the areas without wax appear as opaque marks, but they are actually the only clean parts of the floor. In these cases, the following must be done:

1. First of all, remove the glossy glaze from the entire floor (see table below);
2. Then, for daily cleaning, use neutral detergents that do not contain wax or polishing glaze (see the previous paragraph: "daily/standard cleaning").

| RESIDUES TO BE REMOVED | TYPE OF DETERGENT | DETERGENT'S NAME      | MANUFACTURER  |
|------------------------|-------------------|-----------------------|---------------|
| glossy glaze           | weak acidic       | tile cleaner pure (*) | faber chimica |

(\*) Do not follow the instructions on the package, just apply the pure detergent, follow the instructions shown in the video at the following link <https://youtu.be/4Kqe-CJlb5s>.

**Do not use wax** on LEA CERAMICHE porcelain stoneware.

|          |  |          |  |          |   |          |  |
|----------|--|----------|--|----------|---|----------|--|
| <b>1</b> |  | <b>2</b> |  | <b>3</b> |                              | <b>4</b> |                                      |
|          | Original floor.  |          | After cleaning with detergents containing wax.                                     |          | Simple foodstuffs (Coca-Cola, wine, water etc) can remove the bright patina. The original surface is more matt. |          | Remove the patina with detergent (Faber tile cleaner, non-diluted), and use detergent without wax for everyday cleaning. |

## SPECIAL MAINTENANCE

### Stain-resistant products for joints

| PRODUCT NAME              | MANUFACTURER |
|---------------------------|--------------|
| fugaproof                 | fila         |
| ultracare grout protector | mapei        |
| kf fugenschutz            | lithofin     |

Unless otherwise indicated by LEA CERAMICHE, follow the instructions indicated on the manufacturer's package very carefully.

### Antislip treatments

The slip resistance of floors laid with glazed tiles or non-glazed tiles can be increased by using specific products (see table).

Before applying the product perform a precautionary test on a tile that is not laid in order to find the most suitable contact time. If, on the one hand, the longest period increases the gripping grade, on the other, it will tend to whiten the colours of the tiles a little and make it slightly less resistant to stains.

| TYPE OF OPERATION  | PRODUCT NAME | MANUFACTURER       |
|--------------------|--------------|--------------------|
| antislip treatment | bonagrip     | bonasystems italia |
|                    | safe floor   | faber chimica      |

#### caution:

1. Do not use these treatments on Honed or Polished surfaces; 2. Before the doing treatment contact Le's Customer Service; 3. It is advisable to carry out the treatment through specialized companies.

**POLISHED** products can reach a grade of **R9** (test DIN EN 16165-Annex B) with special laser treatments that may be carried out only on materials that have not been laid: for this reason the request for R9 on Polished products must be specified at the time of placing the order with the sales department.

Such laser treatments can be also be carried out on **HONED** surfaces (contact LEA CERAMICHE customer service for further information).

**Useful contacts pag. 378**

**The manual "cleaning and maintenance" is available on the website [leaceramiche.com](http://leaceramiche.com)**

# Informations sur le nettoyage et l'entretien.

Avant de nettoyer une surface carrelée, il est préférable de:

1. Vérifier la **résistance chimique** des carreaux posés sur le catalogue général;
  2. Faire un test avant emploi en versant le détergent directement sur les carreaux installés et en le laissant agir aussi longtemps que la durée prévue sur le chantier;
  3. S'assurer que les détergents **ne contiennent** ni acide fluorhydrique ni aucun de ses dérivés, car ces substances particulières entament tous les produits céramiques.
- Vous trouverez ci-après quelques instructions pour bien effectuer les nettoyages de fin de chantier (« après pose »), quotidiens, extraordinaires, pour éliminer les cires et les additifs de cirage et pour réaliser toute opération d'entretien extraordinaire.

## NETTOYAGE « APRÈS POSE »

1. Le nettoyage « après pose » sert à enlever les résidus de mortier, de ciment, de chaux et de ciment-joint. Il est obligatoire à la fin du chantier, aussi bien pour les carreaux émaillés que pour les carreaux non émaillés.
2. Un mauvais nettoyage « après pose », voire même l'absence de nettoyage, entraîne souvent la formation d'auréoles qui compromettent la propreté du revêtement de sol, même après un bon nettoyage quotidien.
3. Chaque fois que cela est possible, notamment pour les surfaces moyennes/grandes, il est recommandé d'utiliser une monobrosse avec disques souples (blancs ou beiges).
4. Nettoyage ciments-joints mélangés avec de l'eau  
Nettoyage avec des détergents spéciaux à base d'acides tamponnés et dilués. Veuillez trouver dans le tableau ci-après quelques noms de produits qui se trouvent facilement dans le commerce.

| RÉSIDU À ENLEVER | TYPE DE DÉTERGENT         | NOM DES DÉTERGENTS      | FABRICANT          |
|------------------|---------------------------|-------------------------|--------------------|
| ciments-joints   | à base d'acides tamponnés | ultracare keranet       | mapei              |
| ciment           |                           | cement remover          | faber chimica      |
| chaux            |                           | deterdek pro            | fila               |
|                  |                           | trek                    | kiter              |
|                  |                           | zementschleierentferner | lithofin           |
|                  |                           | hmk r63                 | hmk                |
|                  |                           | solvacid                | geal               |
|                  |                           | bonaclean / bclean      | bonasystems italia |
|                  | bonadecon / bdecon (*)    | bonasystems italia      |                    |

Sauf indication contraire de LEA CERAMICHE, suivre scrupuleusement le mode d'emploi signalé par le fabricant sur l'emballage. (\*) Spécifique pour produits qui ne sont pas résistants aux

## INSTRUCTIONS DE NETTOYAGE « APRÈS POSE »:

1. Nettoyer 4-5 jours après l'exécution des joints (le mortier doit durcir) et avant 10 jours maximum. Après ce délai, le nettoyage peut demander beaucoup plus d'efforts.
2. Mouiller le revêtement de sol avant les opérations de nettoyage. Ainsi l'eau imprègne les joints et atténue le contact avec les produits nettoyants.
3. Laisser agir les détergents peu de temps et bien rincer à l'eau dès que possible.
4. Ne pas faire le nettoyage si les surfaces carrelées sont très chaudes (par ex. exposées au soleil pendant les mois les plus chauds), car la chaleur renforce l'action agressive des produits chimiques. En été, il doit avoir lieu aux heures fraîches de la journée.
5. Faire toujours des tests avant emploi (sur un carreau non posé), notamment sur les produits Poncés ou Polés.
6. Nettoyage des joints epoxy, bi-composants et réactifs  
Nettoyer immédiatement les résidus de manière soignée en respectant les indications fournies par le fabricant car ce type de joint durcit rapidement, en quelques minutes. Suivre attentivement les indications de nettoyage indiquées par le fabricant des joints utilisés et vérifier leur efficacité (même à contre-jour) en effectuant un essai préalable de nettoyage avant de jointoyer la totalité du sol / mur.
7. Carreaux antidérapants  
Les carreaux « antislip » réalisés avec des surfaces rugueuses et/ou structurées se nettoient évidemment moins facilement. Il est donc recommandé d'effectuer le nettoyage « après pose » de manière rapide et minutieuse et d'utiliser, si possible, une monobrosse à disques blancs ou beiges.

## NETTOYAGE EXTRAORDINAIRE

Il sert à éliminer les taches ou les résidus particulièrement anciens ou tenaces. Effectuer toujours des tests avant emploi (sur un carreau non posé), notamment sur les produits **Poncés et Polés**. Veuillez trouver dans le tableau ci-après des détergents efficaces en fonction du type de tache.

| RÉSIDU À ENLEVER  | TYPE DE NETTOYANT       | NOM DES NETTOYANTS          | FABRICANT                           |
|---|-------------------------|-----------------------------|-------------------------------------|
| graisses<br>dépôts de poussières laissées par le piétinement<br>grands nettoyages | alcalins universels (1) | ps87 pro                    | fila                                |
|   |                         | intensivreiniger            | lithofin                            |
|   |                         | hmk r55                     | hmk                                 |
|   |                         | taski r20-strip             | johnsondiversey                     |
|   |                         | deep degreaser              | faber chimica                       |
|   |                         | ultracare HD cleaner        | mapei                               |
|   |                         | bonadecon / bdecon          | bonasystems italia                  |
|   |                         | deterflash                  | geal                                |
| café<br>Coca-Cola<br>jus de fruits  | alcalins universels (1) | coloured stain remover      | faber chimica                       |
|   |                         | ps87 pro                    | fila                                |
|   |                         | super deterjet              | geal                                |
|   |                         | eau de javel                | producteurs divers                  |
| vin   | oxydant                 | oxidant<br>eau de javel     | faber chimica<br>producteurs divers |
| dépôts calcaires  | acide (1)               | viakal                      | procter & gamble                    |
| rouille   | acide (1)               | ultracare acid cleaner      | mapei                               |
|   |                         | acide muriatique dilué      | producteurs divers                  |
| encres<br>feutre  | à base de solvant       | ultracare acid cleaner      | mapei                               |
|   |                         | diluant nitro, térébenthine | producteurs divers                  |
| pneus<br>traces de caoutchouc<br>de métaux<br>de crayon                           | pâte abrasive (1)       | coloured stain remover      | faber chimica                       |
|   |                         | vim clorex (2)              | guaber                              |
|   |                         | polishing cream (2)         | faber chimica                       |
|   |                         | strong remover (3)          | faber chimica                       |
| saleté des joints   | spécifique              | detergum (3)                | zep italia                          |
|   |                         | fuganet                     | fila                                |
|   |                         | ultracare grout cleaner     | mapei                               |
|   |                         | fugenreiniger               | lithofin                            |

(1) Effectuer des tests avant emploi sur les produits Poncés et Polés. (2) Recommandé pour les produits Poncés et Polés. (3) Ne pas utiliser sur les produits Poncés, utiliser sur les produits polis en faisant très attention. Sauf indication contraire de LEA CERAMICHE, suivre avec soin le mode d'emploi signalé par le fabricant sur l'emballage.

## NETTOYAGE QUOTIDIEN / ORDINAIRE

Utiliser de l'eau chaude et un chiffon en microfibre de bonne qualité, comme les chiffons MAGIC CLEAN de **Bonasytems Italia**.

Si besoin, utiliser de l'eau chaude et un détergent neutre très dilué (un bouchon pour 5 l d'eau) ou de l'eau chaude et un dégraissant universel (4 à 5 pulvérisations pour 5 l d'eau). Après chaque lavage, toujours rincer avec de l'eau et un chiffon en microfibre propre.

| TYPE D'OPERATION       | TYPE DE NETTOYAGE     | NOM DES DÉTERGENTS                 | FABRICANT         |
|------------------------|-----------------------|------------------------------------|-------------------|
| nettoyages journaliers | neutre                | floor cleaner                      | faber chimica     |
|                        | dégraissant universel | cleaner pro                        | fila              |
|                        |                       | pflegereiniger                     | lithofin          |
|                        |                       | hmk p15                            | hmk               |
|                        |                       | bonamain + / bmain +               | bonasytems italia |
|                        |                       | bonatitania clean / bitania clean  | bonasytems italia |
|                        |                       | belgres                            | geal              |
|                        |                       | chanteclair sgrassatore universale | real chimica      |
|                        |                       | smac expresse sgrassatore          | bolton group      |

Sauf indication contraire de LEA CERAMICHE, suivre avec soin le mode d'emploi signalé par le fabricant sur l'emballage.

## NETTOYAGE DÉCORS

- utiliser des détergents NEUTRES et dilués. **NE SURTOUT PAS UTILISER:** Agents cirants et/ou agents d'imprégnation - Des détergents acides ou alcalins - Des produits abrasifs - Des brosses ou des éponges abrasives.

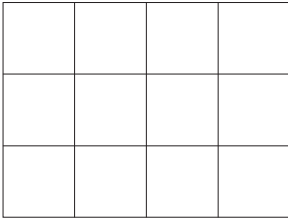
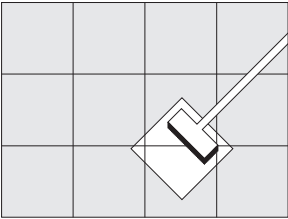

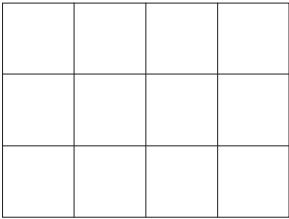
## ÉLIMINATION DES FILMS BRILLANTS

Les nettoyants ordinaires disponibles dans le commerce contiennent souvent des cires ou des additifs de cirage qui, lavage après lavage, déposent sur le revêtement de sol des **films brillants** qui entraînent la formation d'auroles difficiles à éliminer. - Des dépôts de ce genre peuvent être dus à des détergents désinfectants à base d'alcool et à des enduits pour joint de carrelage. Si de simples boissons, comme le Coca-Cola, le vin, l'eau, etc., sont renversées sur le sol, ce film brillant part et les carreaux reprennent leur **aspect original** plus mat. Au milieu du sol plus brillant, les zones sans cire apparaissent comme des auroles mates mais, en réalité, ce sont les seules parties propres du revêtement de sol. Dans ce cas, il faut :

- avant toute chose, éliminer le film brillant sur l'ensemble du revêtement de sol (voir tableau ci-après) ;
- ensuite, pour le nettoyage journalier, utiliser des détergents neutres qui ne contiennent pas de cire ni de films brillants (voir paragraphe précédent « nettoyages journaliers/ordinaires »).

| RÉSIDU À ENLEVER | TYPE DE DÉTERGENT  | NOM DES DÉTERGENTS    | FABRICANT     |
|------------------|--------------------|-----------------------|---------------|
| film brillant    | faiblement acidulé | tile cleaner puro (*) | faber chimica |

(\*) Ne pas suivre le mode d'emploi signalé sur l'emballage, mais utiliser le nettoyant pur, suivre les instructions données dans la vidéo qui se trouve au lien suivant. <https://youtu.be/4Kqe-CJlb5s>.  
**Ne pas utiliser de cires** sur le grès cérame LEA CERAMICHE.

|  |  |  |   |
|--|--|--|---|
| <b>1</b><br><br>Sol d'origine. | <b>2</b><br><br>Après un nettoyage avec des détergents contenant de la cire. | <b>3</b><br><br>Certains aliments (Coca-Cola, vin, eau, etc.) peuvent enlever le film brillant. La surface d'origine est plus mate. | <b>4</b><br><br>Retirer le film à l'aide d'un détergent (Tile Cleaner pur de Faber) et utiliser chaque jour un détergent sans cire. |
|--|--|--|---|

## ENTRETIENS EXTRAORDINAIRES

### Protection joints

| NOM DU PRODUIT            | FABRICANT |
|---------------------------|-----------|
| fugaproof                 | fila      |
| ultracare grout protector | mapei     |
| kf fugenschutz            | lithofin  |

Sauf indication contraire de LEA CERAMICHE, suivre scrupuleusement le mode d'emploi signalé par le fabricant sur l'emballage.

### Traitements antidérapants

La résistance au glissement des carrelages posés (aussi bien des carreaux émaillés que des carreaux non émaillés) peut être améliorée au moyen de produits spécifiques (voir tableau). Avant d'appliquer le produit sur le revêtement de sol, effectuer toujours des tests sur les carreaux non posés pour déterminer les temps de pose plus indiqués. Si d'un côté, les temps de pose longs augmentent le degré d'adhérence, de l'autre, ils ont tendance à décolorer un peu les carreaux et les rend plus salissables.

| TYPE D'OPÉRATION        | NOM DU PRODUIT | FABRICANT         |
|-------------------------|----------------|-------------------|
| traitement antidérapant | bonagrip       | bonasytems italia |
|                         | safe floor     | faber chimica     |

#### attention:

1. Ne pas effectuer ces traitements sur les surfaces Poncées ou Polies ; 2. Avant le traitement, contacter le Service Clients Lea ; 3. Il est recommandé de confier le traitement à des entreprises spécialisées.

Les produits **POLIS** peuvent atteindre le niveau d'adhérence **R9** (essai DIN EN 16165-Annex B) par le biais de traitements laser ; ceux-ci ne peuvent être effectués que sur les produits non posés. Pour les carreaux Polis, le client est donc tenu de spécifier le niveau R9 au service commercial lors de la commande. Ces traitements laser peuvent aussi être effectués sur les surfaces **PONCÉES** (après vérification auprès du Service Clients LEA CERAMICHE).

### Quelques noms utiles pag. 378

Le manuel technique « entretien et maintenance » est disponible sur le site internet [leaceramiche.com](http://leaceramiche.com)



# Informationen zur reinigung und pflege.

Vor der Reinigung einer gefliesten Fläche wird folgendes empfohlen:

1. Im Hauptkatalog die **Chemikalienbeständigkeit** der verlegten Fliesen prüfen;
  2. Einen Vortest direkt auf den verlegten Fliesen vornehmen, indem das zu verwendende Reinigungsmittel über den gleichen Zeitraum wie in der Baustelle mit den Fliesen in Kontakt gebracht wird;
  3. Sicherstellen, dass die zu verwendenden Reinigungsmittel **keine** Fluorwasserstoffsäure und/oder ihre Derivate enthalten, da diese Substanzen durch ihre Besonderheit **alle** keramischen Produkte angreifen.
- Es folgen einige Angaben zur täglichen, außergewöhnlichen Reinigung am Ende der Bauarbeiten („nach dem Verlegen“), um Wachs und glänzende Schichten zu entfernen und um eventuelle besondere Wartung auszuführen.

## REINIGUNG „NACH DEM VERLEGEN“

1. Die Reinigung „nach dem Verlegen“ dient zur Entfernung der Spachtelrückstände, Zementrückstände und Kalkrückstände. Sie ist am Ende der Bauarbeiten für die glasierten und unglasierten Fliesen obligatorisch.
2. Eine schlecht ausgeführte oder eventuell gar nicht ausgeführte Reinigung „nach dem Verlegen“ ist oft die Ursache von Schatten, die trotz einer täglichen Reinigung die Ursache eines nicht sauberen Bodens sind.
3. Wenn möglich – vor allem bei mittel-großen Oberflächen – empfehlen wir die Anwendung eines Einbürstengeräts mit passenden Scheiben weich (weiß oder beige).
4. reinigung von mit wasser gemischten mörtel

Diese wird mit speziellen Reinigungsmitteln mit gepufferten und verdünnten Säuren ausgeführt. Einige dieser, die im Handel leicht erhältlich sind, sind in der folgenden Tabelle aufgeführt.

| ZU ENTFERNENDER REST | REINIGUNGSMITTEL       | NAME REINIGUNGSMITTEL   | HERSTELLER         |
|----------------------|------------------------|-------------------------|--------------------|
| Mörtel               | Mit gepufferten Säuren | ultracare keranet       | mapei              |
| Zementschlamm        |                        | cement remover          | faber chimica      |
| Zement               |                        | deterdek pro            | fila               |
| Kalk                 |                        | trek                    | kiter              |
|                      |                        | zementschleierentferner | lithofin           |
|                      |                        | hmk r63                 | hmk                |
|                      |                        | solvacid                | geal               |
|                      |                        | bonaclean / bclean      | bonasystems italia |
|                      |                        | bonadecon / bdecon (*)  | bonasystems italia |

Außer bei anders lautenden Angaben von LEA CERAMICHE, werden die Gebrauchsanweisungen der Produkthersteller befolgt. (\*) Für nicht säurebeständige Produkte geeignet

## ANLEITUNGEN FÜR DIE REINIGUNG „NACH DEM VERLEGEN“:

1. Die Reinigung 4-5 Tage nach der Verlegung (die Fugenmasse muss aushärten) und nicht nach 10 Tagen ausführen. Über diesen Zeitraum hinaus kann die Reinigung sehr schwierig werden.
  2. Den Boden vor der Reinigung mit Wasser benetzen. Auf diese Weise werden die Verfugungen mit Wasser benetzt und der Kontakt mit den Reinigungsmitteln reduziert.
  3. Die Reinigungsmittel über eine begrenzte Zeit einwirken lassen und sobald wie möglich mit Wasser spülen.
  4. Die Reinigung darf nicht ausgeführt werden, wenn die gefliesten Flächen sehr heiß sind (z.B. im Sommer der Sonne ausgesetzt), da die Wirkung der chemischen Substanzen aggressiver ist. Im Sommer wird sie in den kühlen Stunden des Tags ausgeführt.
  5. Vor der Anwendung immer Tests vornehmen (auf einer nicht verlegten Fliese), insbesondere bei geläppten oder polierten Produkten.
  6. Reinigung von epoxy-, bi-komponent und aktiven spachtelmassen
- In diesen Fällen müssen die Stuckrückstände sofort und sehr sorgfältig unter Beachtung der Angaben des Herstellers erfolgen, weil diese Stücke u.U. sehr schnell in wenigen Minuten härten. Die angegebene Reinigungshinweis vom Hersteller der verwendete Fugenmasse sorgfältig befolgen. Vor dem Verfugen des gesamten Belag (Boden u/o Wand), die Wirkung der Reinigungsempfehlung (auch im Gegenlicht!) mit einem Vor-Test Reinigung überprüfen.

## 7. Rutschfeste fliesen

Aufgrund ihrer Beschaffenheit sind die rutschfesten, rauhen oder strukturierten Oberflächen etwas schwieriger zu reinigen. Aus diesem Grunde ist die Reinigung sehr wichtig. Für eine schnellere Reinigung wird der Einsatz einer Einscheibenmaschine mit einer weissen oder beige Scheibe empfohlen.

## SONDERREINIGUNG

Sie wird ausgeführt, um besonders alte oder hartnäckige Flecken oder Reste zu entfernen. Vor der Anwendung immer Tests vornehmen (auf einer nicht verlegten Fliese), insbesondere bei **geläppten** und **polierten** Fliesen. In der unten aufgeführten Tabelle sind wirksame Reinigungsmittel je nach Fleckenart angegeben.

| ZU ENTFERNENDER REST | ART DES REINIGUNGSMITTELS | NAME REINIGUNGSMITTEL       | HERSTELLER         |
|----------------------|---------------------------|-----------------------------|--------------------|
| Fette                | Polyfunktionell,          | ps87 pro                    | fila               |
| Trittschmutz         | mit Alkalibasis (1)       | intensivreiniger            | lithofin           |
| Grundreinigung       |                           | hmk r55                     | hmk                |
|                      |                           | taski r20-strip             | johnsondiversey    |
|                      |                           | deep degreaser              | faber chimica      |
|                      |                           | bonadecon / bdecon          | bonasystems italia |
|                      |                           | ultracare HD cleaner        | mapei              |
|                      |                           | deterflash                  | geal               |
| Kaffee               | Polyfunktionell,          | coloured stain remover      | faber chimica      |
| Coca Cola            | mit Alkalibasis (1)       | ps87 pro                    | fila               |
| Obstsäfte            |                           | super deterjet              | geal               |
|                      |                           | candeggina                  | vari produttori    |
| Wein                 | Oxydierend                | oxidant                     | faber chimica      |
|                      |                           | candeggina                  | vari produttori    |
| Kalkrückstände       | Mit Säurebasis (1)        | viakal                      | procter & gamble   |
|                      |                           | ultracare acid cleaner      | mapei              |
| Rost                 | Mit Säurebasis (1)        | acido muriatico diluito     | vari produttori    |
|                      |                           | ultracare acid cleaner      | mapei              |
| Tinten               | Mit Lösungsmittel         | diluente nitro, acqua ragia | vari produttori    |
| Filzstift            |                           | coloured stain remover      | faber chimica      |
| Reifen               | scheuermittel (1)         | vim clorex (2)              | guaber             |
| Gummiflecken         |                           | polishing cream (2)         | faber chimica      |
| Metall               |                           | strong remover (3)          | faber chimica      |
| Bleistift            |                           | detergum (3)                | zep italia         |
| Fugenschmutz         | Spezifisch                | fuganet                     | fila               |
|                      |                           | ultracare grout cleaner     | mapei              |
|                      |                           | fugenreiniger               | lithofin           |

(1) Vortesten auf geläppten und polierten Materialien. (2) Für geläppte und polierte Materialien. (3) Nicht auf geläppten Produkten verwenden, sehr vorsichtig auf polierten Materialien verwenden. Außer bei anders lautenden Angaben von LEA CERAMICHE, die von den Herstellern angegebenen Gebrauchsanweisungen befolgen.

## TÄGLICHE / REGELMÄSSIGE REINIGUNG

Warmes Wasser und ein hochwertiges Mikrofasertuch wie MAGIC CLEAN von **Bonasystems Italia** verwenden. Bei Bedarf Warmwasser und ein stark verdünntes, neutrales Reinigungsmittel verwenden (ein Flaschenverschluss auf 5 l Wasser) oder warmes Wasser und einen Universal-Entfetter (4-5 Sprühstöße auf 5 l Wasser). Nach dem Reinigen stets mit einem zweiten hochwertigen Mikrofasertuch und klarem Wasser nachwischen.

| VORGANGSART        | ART DES REINIGUNGSMITTELS         | NAME REINIGUNGSMITTEL              | HERSTELLER         |
|--------------------|-----------------------------------|------------------------------------|--------------------|
| Tägliche Reinigung | Neutral<br>universeller Entfetter | floor cleaner                      | faber chimica      |
|                    |                                   | cleaner pro                        | fila               |
|                    |                                   | pflegereiniger                     | lithofin           |
|                    |                                   | hmk p15                            | hmk                |
|                    |                                   | bonamain + / bmain +               | bonasystems italia |
|                    |                                   | bonatitania clean / bitania clean  | bonasystems italia |
|                    |                                   | belgres                            | geal               |
|                    |                                   | chanteclair sgrassatore universale | real chimica       |
|                    |                                   | smac expresse sgrassatore          | bolton group       |

Außer bei anders lautender Angabe durch LEA CERAMICHE, die Gebrauchsanleitungen der Hersteller befolgen.

## REINIGUNG DES FLIESENDEKORS

- Verwenden Sie ausschließlich NEUTRALE und verdünnte Reinigungsmittel. **VERWENDEN SIE AUF KEINEN FALL:** Wachs- und/oder Imprägniermittel - Ätzende oder alkalische Reinigungsmittel - Scheuerpasten- und Pulver - Grobe Bürsten oder abrasive Schwämme.

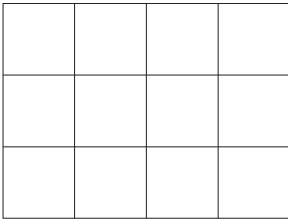
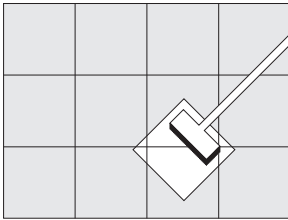

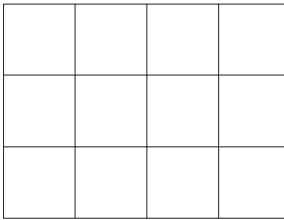
## ENTFERNEN VON GLÄNZENDEN SCHICHTEN

In den normalen handelsüblichen Reinigungsmitteln sind manchmal Wachse oder glänzende Zusätze enthalten, die nach jeder Reinigung **glänzende** Schichten auf dem Boden hinterlassen, die hartnäckige Streifen verursachen. Beläge dieser Art können auch durch desinfizierende Reinigungsmittel auf Alkoholbasis und Fugenmassen entstehen. Einfache Lebensmittel wie Coca Cola, Wein, Wasser usw. entfernen durch Fallen auf den Boden diese glänzende Schicht und bringen den matten **Originalzustand** der Fliesen wieder zum Erscheinen. Auf dem glänzenden Teil des Bodens erscheinen die Bereiche ohne Wachs als matte Schatten, eigentlich handelt es sich um die einzigen sauberen Bereiche des Bodens. In diesen Fällen muss man:

1. Zuerst die glänzende Schicht vom ganzen Boden entfernen (siehe folgende Tabelle);
2. Dann zur täglichen Reinigung neutrale Reinigungsmittel verwenden, die keine Wachse oder glänzende Zusätze enthalten (siehe vorheriger Abschnitt „tägliche/regelmäßige Reinigung“).

| ZU ENTFERNENDER REST | ART DES REINIGUNGSMITTELS | NAME REINIGUNGSMITTEL | HERSTELLER    |
|----------------------|---------------------------|-----------------------|---------------|
| Glänzende Schichten  | Leicht sauer              | tile cleaner pur (*)  | faber chimica |

(\*) Die Angaben auf der Verpackung nicht befolgen, Den im Video gezeigten Anweisungen unter diesem Link folgen <https://youtu.be/4Kqe-CJlb5s>.

|          |  |          |  |          |   |          |  |
|----------|--|----------|--|----------|---|----------|--|
| <b>1</b> |  | <b>2</b> |  | <b>3</b> |    | <b>4</b> |    |
|          | Originalfußboden.  |          | Nach der Reinigung mit wachshaltigen Reinigungsmitteln.                            |          | Normale Lebensmittel (Coca-Cola, Wein, Wasser usw...) können die glänzende Patina entfernen. Die Originaloberfläche ist matter. |          | Die Patina sollte mit Reinigungsmittel entfernt werden (Tile cleaner pur von Faber) und für die tägliche Reinigung sollte ein wachsfreies Reinigungsmittel verwendet werden. |

## BESONDERE WARTUNG

### fugenschutzmittel

| PRODUKTNAME               | HERSTELLER |
|---------------------------|------------|
| fugaproof                 | fila       |
| ultracare grout protector | mapei      |
| kf fugenschutz            | lithofin   |

Außer bei anders lautender Angabe der LEA CERAMICHE die Gebrauchsanleitungen der Hersteller befolgen.

### rutschfeste behandlung

Die Rutschfestigkeit der verlegten Böden (glasierte sowie unglasierte Fliesen) kann durch Anwendung spezifischer Produkte erhöht werden (siehe Tabelle). Bevor das Produkt auf dem Boden aufgetragen wird, werden Vortests auf nicht verlegten Fliesen vorgenommen, um die geeignete Kontaktzeit zu finden. Wenn längere Zeiten auf der einen Seite die Rutschfestigkeit erhöhen, neigen sie auf der anderen Seite dazu, die Farben der Fliesen zu bleichen und sie etwas schmutzempfindlicher zu machen.

| VORGANG                      | PRODUKTNAME | HERSTELLER         |
|------------------------------|-------------|--------------------|
| rutschfestigkeits-Behandlung | bonagrip    | bonasystems italia |
|                              | safe floor  | faber chimica      |

### Achtung:

1. Diese Behandlungen nicht auf geläpften oder polierten Oberflächen verwenden; 2. Vor der Behandlung den Kundenservice Lea fragen; 3. Wir empfehlen, die Behandlung durch spezialisierte Firmen auszuführen

Die **POLIERTEN** Produkte können den Grad **R9** (Test DIN EN 16165-Annex B) mit geeigneten Laserbehandlungen erreichen, die nur bei nicht verlegtem Material ausgeführt werden können: Somit muss die Anforderung des Grads R9 für polierte Produkte im Auftrag an die Verkaufsabteilung angegeben werden. Diese Laserbehandlungen können auch auf **GELÄPFTEN** Oberflächen ausgeführt werden (nach der Prüfung des Kundenservice von LEA CERAMICHE).

### Nützliche adressen pag. 378

Das technische Handbuch "Reinigung und Verbrauch" finden Sie jetzt auf unsere Web Site [leaceramiche.com](http://leaceramiche.com)

## CONDIZIONI GENERALI DI VENDITA

### 1) Ambito di applicazione

1.1 Le presenti condizioni generali di vendita ("CGV") si applicheranno a tutte le forniture di piastrelle in ceramica o altri prodotti in ceramica ("Prodotti") che saranno eseguite nei confronti di qualsiasi cliente ("CLIENTE") da una società o divisione del Gruppo Panariagroup Industrie Ceramiche S.p.A. ("VENDITORE") anche se le CGV non verranno di volta in volta espressamente richiamate, menzionate ovvero espressamente accettate dal CLIENTE.

1.2 Accordi in deroga alle presenti CGV saranno efficaci nei confronti di VENDITORE soltanto (i) se contenuti nel "Contratto di Vendita", come definito al successivo paragrafo 3.2, (ii) se contenuti in documenti successivi alla conclusione del Contratto di Vendita ed il cui contenuto sia stato accettato per iscritto da VENDITORE. In ogni caso, anche se presenti deroghe concordate per iscritto, le CGV continueranno ad applicarsi per le parti non espressamente derogate.

1.3 In nessun caso VENDITORE sarà vincolato da eventuali condizioni generali di contratto di CLIENTE, neanche qualora esse siano richiamate o riportate negli ordini o in qualsiasi altra documentazione trasmessa a VENDITORE da CLIENTE. Nessun comportamento di VENDITORE potrà essere interpretato o utilizzato al fine di esprimere tacita accettazione di VENDITORE delle condizioni generali di contratto di CLIENTE.

1.4 In nessun caso, VENDITORE sarà vincolato da atti e/o azioni dei propri agenti, essendo questi ultimi privi del potere di vincolare il VENDITORE.

1.5 Nel caso in cui CLIENTE sia un consumatore, le disposizioni delle presenti CGV non pregiudicheranno i diritti allo stesso spettanti in base alle previsioni di legge relative alle vendite eseguite nei confronti dei consumatori.

### 2) Prodotti - Modifiche

2.1 Le rappresentazioni e/o immagini riguardanti i Prodotti riportate in siti internet, brochure, cataloghi, listini prezzi o documenti simili di VENDITORE hanno valore indicativo ed illustrativo. Allo stesso modo i campioni e modelli rappresentano solo indicativamente per peso, dimensione, capacità, rendimento, colore le caratteristiche dei Prodotti ed hanno solo carattere di indicazioni approssimative e/o di massima e non hanno valore impegnativo per VENDITORE se non nella misura in cui siano espressamente menzionati come tali nell'accettazione scritta dell'offerta da parte di VENDITORE non rappresentando il risultato estetico finale dei Prodotti.

Le caratteristiche tecniche e fisiche nonché le qualità dei Prodotti sono riportate unicamente nei manuali tecnici di VENDITORE. Ogni altro documento riportante le caratteristiche tecniche e fisiche nonché le qualità dei Prodotti ha valore puramente indicativo e non sarà vincolante per VENDITORE.

2.2 VENDITORE dichiara che i Prodotti sono conformi alle norme italiane e comunitarie di settore ad essi applicabili. A pena di inefficacia della garanzia di cui all'articolo 7 e di qualsiasi altra garanzia convenzionale e/o legale, ciascun Prodotto dovrà essere utilizzato ed applicato in conformità alle indicazioni di utilizzo di VENDITORE riferite ai Prodotti in questione e riportate nei cataloghi e/o nei manuali tecnici di VENDITORE ovvero diversamente comunicate o rese accessibili da VENDITORE a CLIENTE e, comunque, in conformità alla diligenza richiesta dalla natura dei Prodotti stessi.

2.3 È responsabilità di CLIENTE, prima della conclusione del Contratto di Vendita, accertare che i Prodotti siano idonei allo scopo e/o all'uso specifico per il quale intende acquistarli e, inoltre, accertare che i Prodotti medesimi siano conformi alla normativa applicabile nel luogo in cui CLIENTE intende importarli, distribuirli, venderli o farne qualsiasi uso.

2.4 VENDITORE, anche dopo la conclusione del Contratto di Vendita, potrà apportare ai Prodotti qualsiasi modifica che esso ritenga necessaria o opportuna, purché non ne alteri le caratteristiche essenziali. Qualora VENDITORE esegua modifiche sostanziali ai Prodotti (ad es. modifiche che interessano: le modalità di installazione, le caratteristiche di intercambiabilità dei Prodotti ecc.) oggetto di un Contratto di Vendita (come definito al successivo paragrafo 3.2), VENDITORE comunicherà per iscritto tale modifica a CLIENTE.

2.5 CLIENTE sarà tenuto a rappresentare agli acquirenti dei Prodotti e ai terzi le caratteristiche dei Prodotti nonché le indicazioni d'uso e di applicazione degli stessi, in conformità a quanto rappresentato da VENDITORE. Fermo restando quanto sopra, CLIENTE sarà esclusivamente responsabile per le dichiarazioni effettuate nei confronti dei terzi in relazione ai Prodotti, alle loro caratteristiche e al loro uso e/o applicazione e dovrà tenere VENDITORE indenne e manlevato da qualsiasi danno eventualmente subito da VENDITORE in relazione a o in connessione con tali dichiarazioni di CLIENTE, nel caso in cui le stesse siano false, incomplete e/o inesatte.

### 3) Preventivi - Conclusione del Contratto di Vendita - Tolleranze

3.1 I preventivi, verbali o scritti, di VENDITORE non costituiscono proposte contrattuali.

3.2 Il contratto di vendita ("Contratto di Vendita") si perfezionerà attraverso:

a) la trasmissione della offerta da parte di VENDITORE e l'accettazione scritta di tale offerta da parte di CLIENTE senza alcuna modifica all'offerta stessa; oppure

b) la trasmissione dell'ordine da parte di CLIENTE e l'accettazione scritta di tale ordine da parte di VENDITORE.

3.3 Ai fini del precedente paragrafo 3.2, lettera a) i seguenti fatti o atti avranno valore di accettazione scritta della offerta di VENDITORE da parte di CLIENTE:

a) ricezione e accettazione, da parte di VENDITORE, di una lettera di credito procurata da CLIENTE;

b) ricezione e accettazione, da parte di VENDITORE, di tutto o di parte del prezzo della fornitura;

c) ricezione, da parte di VENDITORE, di un ordine di acquisto emesso da CLIENTE. In tal caso, qualsiasi previsione dell'ordine di acquisto di CLIENTE che risulti difforme dalle previsioni della offerta di VENDITORE sarà vincolante nei confronti di VENDITORE solo se specificamente accettata per iscritto da quest'ultimo.

3.4 Inoltre, ai fini del precedente paragrafo 3.2, lettera b), nel caso in cui la accettazione di VENDITORE dell'ordine di CLIENTE contenga condizioni differenti rispetto all'ordine formulato da CLIENTE, il Contratto di Vendita si considererà concluso alle condizioni riportate nella conferma d'ordine di VENDITORE, salvo il caso in cui CLIENTE comunichi per iscritto di rifiutare le modifiche riportate nella accettazione dell'ordine di VENDITORE entro 1 (uno) giorno lavorativo dalla ricezione della stessa.

3.5 Le forniture comprenderanno esclusivamente quanto indicato nel Contratto di Vendita.

3.6 CLIENTE riconosce a VENDITORE i margini di tolleranza quantitativa e/o qualitativa rinvenibili dal Contratto di Vendita o dagli usi o dalla prassi del settore dei Prodotti.

### 4) Imballaggio - Termini di resa - Termini di consegna

4.1 I Prodotti saranno imballati ed approntati per la spedizione secondo i sistemi di protezione generalmente adottati da VENDITORE per i Prodotti in questione in considerazione delle modalità di trasporto convenute. Qualora CLIENTE ritenga necessario l'impiego di imballaggi speciali o di protezioni aggiuntive dovrà farne espressa richiesta a VENDITORE, fermo restando che, in tal caso, saranno a carico di CLIENTE tutti i relativi costi.

4.2 Salvo diversamente previsto nel Contratto di Vendita, i Prodotti saranno consegnati a CLIENTE in conformità alla regola Incoterms® ICC, ultima versione, Ex-Works (EXW) - stabilimento di VENDITORE indicato nel Contratto di Vendita.

CLIENTE autorizza VENDITORE a sottoscrivere, in nome e per conto di CLIENTE, tutti i documenti che debbano essere sottoscritti al momento della presa in carico dei Prodotti presso gli stabilimenti di VENDITORE, come, ad esempio, il CMR.

Nel caso in cui la regola Incoterms® ICC concordata tra le parti preveda che CLIENTE debba curare il trasporto dei Prodotti fuori dall'Italia:

a) in caso di cessione intra-comunitaria, entro 45 (quarantacinque) giorni dalla ricezione dei Prodotti presso gli stabilimenti di CLIENTE, CLIENTE dovrà trasmettere a VENDITORE un originale o una copia del documento di trasporto internazionale CMR o di altro documento di trasporto, sottoscritti a destinazione da CLIENTE ovvero, in assenza del CMR, una dichiarazione di ricezione dei Prodotti, emessa sulla base del form quale Allegato -1- disponibile per il download all'indirizzo [www.panariagroup.it](http://www.panariagroup.it);

b) in caso di cessione extra-comunitaria, CLIENTE si impegna a:

i) presentare la dichiarazione doganale di esportazione (DAU-EX e DAE) ed effettuare l'appuntamento del MRN (Movement Reference Number) presso la dogana del territorio comunitario di uscita dei Prodotti, entro 90 (novanta) giorni dalla data di consegna in Italia dei Prodotti stessi;

ii) inviare a VENDITORE, entro 90 (novanta) giorni dalla data di consegna, i documenti comprovanti l'esportazione dei Prodotti (dichiarazione di esportazione DAU-EX + DAE + notifica di avvenuta esportazione);

iii) confermare prontamente per iscritto a VENDITORE l'avvenuta esecuzione delle suddette formalità e a fornirgli ogni ulteriore documento comprovante l'esecuzione delle suddette formalità e l'uscita dei Prodotti dal territorio dell'Unione Europea.

In caso di inadempimento di CLIENTE a quanto pattuito al presente paragrafo 4.2, VENDITORE avrà il diritto di addebitare immediatamente a CLIENTE l'Imposta sul Valore Aggiunto relativa alla fornitura e connessa alla mancata prova del trasporto dei Prodotti in altro Stato Membro della Comunità Europea o mancato appuntamento della esportazione. In ogni caso, CLIENTE terrà indenne e manlevato VENDITORE in relazione al pagamento di tutto quanto eventualmente dovuto da VENDITORE nei confronti dell'Amministrazione Finanziaria, a titolo di sanzioni ed interessi o ad altro titolo, in connessione con la fornitura e la mancata prova del trasporto dei Prodotti in altro Stato Membro della Comunità Europea o al mancato appuntamento della esportazione.

A tal proposito, VENDITORE potrà: (i) compensare qualsiasi importo dovuto da CLIENTE in base al presente paragrafo 4.2 con eventuali crediti maturati da CLIENTE, a qualsiasi titolo, nei confronti di VENDITORE; ovvero (ii) trattenere definitivamente eventuali somme già ricevute da CLIENTE in relazione a Contratti di Vendita ancora da eseguirsi, effettuando una compensazione fra il debito di CLIENTE in base al presente paragrafo 4.2 e tutti i pagamenti già eseguiti da CLIENTE.

4.3 VENDITORE eseguirà la consegna dei Prodotti entro il termine previsto nel Contratto di Vendita, anche mediante consegne parziali. Il termine di consegna si intenderà in ogni caso non essenziale né preteritorio. Salvo il caso di dolo o colpa grave, VENDITORE non sarà tenuto a corrispondere a CLIENTE alcun indennizzo o risarcimento per eventuali danni diretti o indiretti dovuti al ritardo nella consegna. In nessun caso di ritardo nella consegna dei Prodotti CLIENTE avrà il diritto di risolvere il Contratto di Vendita.

4.4 Al momento della ricezione dei Prodotti, CLIENTE avrà l'onere di denunciare danneggiamenti agli imballi e/o eventuali avarie o ammanchi di Prodotti verificatisi durante il trasporto, mediante apposizione di riserva scritta nel documento di trasporto, nonché l'onere di:

a) far confermare dal vettore, mediante apposita sottoscrizione, l'apposizione della riserva; e

b) informare immediatamente per iscritto VENDITORE e inviargli copia del suddetto documento entro e non oltre 8 (otto) giorni dalla data di ricezione dei Prodotti.

In caso contrario, VENDITORE non sarà responsabile per eventuali danneggiamenti, perdite o furti occorsi ai Prodotti durante il trasporto, anche qualora lo stesso sia eseguito con rischio in tutto o in parte a carico di VENDITORE.

### 5) Prezzi - Pagamento - Ritardato pagamento

5.1 I Prodotti verranno forniti ai prezzi concordati tra le parti nel Contratto di Vendita o, qualora il Contratto di Vendita non dovesse menzionare alcun prezzo, ai prezzi riportati nel listino prezzi di VENDITORE in vigore al momento della conclusione del Contratto di Vendita. Salvo diversa indicazione scritta, i prezzi dei Prodotti riportati nei listini, nei preventivi e/o nelle offerte di VENDITORE si intendono in Euro, al netto di IVA e per consegne eseguite in conformità alla regola Incoterms® Ex-Works (EXW), stabilimento di VENDITORE indicato nel Contratto di Vendita, ICC, ultima versione. Pertanto, nel caso in cui venga convenuto un diverso termine di resa, l'importo della fattura verrà modificato di conseguenza, includendo in fattura le spese di trasporto e ogni altro onere connesso con il termine di resa concordato tra le parti per la consegna dei Prodotti.

5.2 Il pagamento dei Prodotti dovrà essere eseguito da CLIENTE con le modalità e nei tempi indicati nel Contratto di Vendita o diversamente concordati per iscritto tra le parti. I pagamenti si considereranno effettuati da CLIENTE solo nel momento in cui il relativo importo sarà stato accreditato sul conto corrente di VENDITORE. Il pagamento dovrà essere effettuato da CLIENTE in Euro ovvero nella valuta del luogo in cui CLIENTE ha la propria sede, a scelta di VENDITORE, in conformità alla valuta che VENDITORE indicherà nella relativa fattura di vendita.

5.3 Nel caso in cui CLIENTE sia in ritardo nell'esecuzione del pagamento, VENDITORE avrà diritto:

a) al pagamento degli interessi legali di mora, in conformità alla legge applicabile;

b) di sospendere le consegne ancora da eseguirsi, previa comunicazione scritta a CLIENTE, fino a quando gli importi dovuti e i relativi interessi di mora siano stati integralmente pagati.



5.4 Qualora tali importi e interessi risultino ancora non pagati una volta decorsi 30 (trenta) giorni dalla scadenza data di pagamento concordata, VENDITORE potrà altresì, a propria discrezione, alternativamente o cumulativamente, e in aggiunta a qualsiasi altro diritto o rimedio allo stesso spettante in base alla legge o alle presenti CGV:

- a) esigere l'immediato pagamento di ogni debito residuo, anche se sia stato convenuto un pagamento a rate o un pagamento dilazionato e/o siano stati emessi e siano in scadenza cambiali tratte, pagherò cambiari, assegni o altri strumenti di pagamento;
  - b) risolvere il Contratto di Vendita in questione e trattenere definitivamente eventuali somme già ricevute in relazione a tale Contratto di Vendita e/o ad altri Contratti di Vendita, effettuando una compensazione fra il debito di CLIENTE e tutti i pagamenti ricevuti;
  - c) eseguire le future consegne dei Prodotti soltanto previo pagamento anticipato in relazione alle forniture ancora da eseguirsi;
  - d) revocare sconti e bonus che siano stati concordati fra le parti anche in relazione a Contratti di Vendita regolarmente eseguiti.
- 5.5 I diritti di cui ai precedenti paragrafi 5.3 e 5.4 potranno essere esercitati in qualsiasi momento da VENDITORE anche nel caso in cui:
- a) CLIENTE sia sottoposto a liquidazione, a procedure concorsuali, fallimentari, di ristrutturazione del debito o ad azioni esecutive; oppure
  - b) la compagnia assicurativa di VENDITORE rifiuti la copertura assicurativa di crediti di VENDITORE nei confronti di CLIENTE; oppure
  - c) CLIENTE versi in uno stato di difficoltà finanziaria - idoneo a determinare un pregiudizio al puntuale adempimento dei propri obblighi di pagamento - risultante, a titolo esemplificativo e non esaustivo, dalla levata di protesti, dalla diminuzione di garanzie concesse e/o dalla mancata prestazione di garanzie promesse, nonché dal verificarsi di qualsiasi insoluto, anche qualora tali circostanze si siano verificate nell'ambito dei rapporti tra CLIENTE ed altri suoi fornitori.
- 5.6 CLIENTE non potrà far valere eventuali inadempimenti di VENDITORE né potrà avviare alcuna azione legale nei confronti dello stesso fino a quando non abbia pagato integralmente a VENDITORE ogni importo allo stesso spettante ai sensi dei paragrafi 5.3 e 5.4.

#### 6) Riserva di Proprietà

6.1 VENDITORE manterrà la proprietà dei Prodotti venduti fino al completo pagamento del loro prezzo da parte di CLIENTE.

Fermo restando quanto sopra, il rischio di perimento dei Prodotti sarà disciplinato dal termine di resa Incoterms® concordato tra le parti per la consegna dei Prodotti.

6.2 In caso di inadempimento o ritardo nell'adempimento dell'obbligazione di pagare il prezzo dei Prodotti, fermo restando quanto previsto ai precedenti paragrafi 5.4, 5.5 e 5.6, VENDITORE avrà il diritto di accedere ai locali in cui si trovano i Prodotti, di rientrarne in possesso e di incamerare definitivamente, a titolo di penale, eventuali somme pagate da CLIENTE per i Prodotti in questione.

#### 7) Garanzia

7.1 Fatto salvo quanto previsto ai precedenti paragrafi 2.1, 2.2, 2.4 e 3.6 in relazione alle modifiche ammesse ai Prodotti e alle tolleranze, VENDITORE garantisce a CLIENTE che i Prodotti saranno conformi al Contratto di Vendita, alla classificazione indicata nei manuali tecnici, cataloghi e/o listini prezzi di VENDITORE nonché privi di difetti di fabbricazione. La presente garanzia avrà la durata di 12 (dodici) mesi dalla data di ritiro dei Prodotti dallo stabilimento di VENDITORE, a prescindere dal termine di resa Incoterms® concordato.

7.2 Sono esclusi da qualsiasi garanzia:

- a) le alterazioni cromatiche e le differenze di tonalità dei Prodotti;
- b) i Prodotti classificati nel Contratto di Vendita come di qualità inferiore alla prima scelta ovvero come partite di Prodotti di fine serie venduta in blocco ovvero come partite speciali;
- c) i Prodotti non posati a regola d'arte e/o posati in modo difforme rispetto alle previsioni delle norme di settore applicabili;
- d) i Prodotti applicati su superfici e/o in ambienti diversi da quelli consigliati da VENDITORE;
- e) i Prodotti utilizzati in modo difforme rispetto alle istruzioni e/o indicazioni di VENDITORE incluse nei cataloghi e/o i listini di VENDITORE ovvero in altro modo comunicate a CLIENTE da VENDITORE ivi incluse le indicazioni di cui al precedente paragrafo 2.2;
- f) i Prodotti utilizzati in modo non conforme alla normale diligenza e/o alla tecnica richieste dalla natura dei Prodotti stessi;
- g) l'ingelività del Prodotto, a meno che tale caratteristica del Prodotto non sia stata dichiarata da VENDITORE nel manuale tecnico, in riferimento al Prodotto in questione;
- h) caratteristiche dei Prodotti come risultanti dalla classificazione del materiale ceramico (i) eseguita da parte di organismi di controllo e/o certificazione diversi da quelli di Paesi dell'Unione Europea e/o (ii) effettuata sulla base di criteri che non corrispondano a quelli utilizzati da VENDITORE.

7.3 Fermo quanto previsto al precedente paragrafo 4.4, CLIENTE sarà tenuto ad esaminare i Prodotti nel più breve tempo possibile e, a pena di decadenza dalla presente garanzia, a denunciare per iscritto a VENDITORE, a mezzo fax o email:

- a) difformità relative alla tipologia e/o alla quantità dei Prodotti ricevuti nonché altre difformità palesi dei Prodotti o loro difetti palesi: entro e non oltre 8 (otto) giorni dalla consegna dei Prodotti e, comunque, prima della posa in opera dei Prodotti;
- b) difformità occulte o difetti occulti dei Prodotti: entro e non oltre 8 (otto) giorni dalla scoperta e, comunque, entro il periodo di garanzia.

7.4 VENDITORE avrà il diritto di verificare i Prodotti, o alcuni campioni dei Prodotti, che CLIENTE ritenga essere difformi o difettosi, anche al fine di verificare il rispetto delle prescrizioni relative alla posa in opera degli stessi e/o all'applicazione e/o all'utilizzo dei Prodotti come rinvenibili dalle presenti CGV. A tale proposito, CLIENTE potrà restituire a VENDITORE i Prodotti dallo stesso ritenuti difformi o difettosi soltanto previa autorizzazione scritta di VENDITORE ed a condizione che CLIENTE si faccia integralmente carico delle spese e dei rischi di spedizione. L'autorizzazione al reso dei Prodotti o dei campioni asseritamente difformi o difettosi non costituirà in nessun caso riconoscimento delle difformità o dei difetti da parte di VENDITORE.

7.5 Nel caso in cui i Prodotti siano riconosciuti da VENDITORE come effettivamente difformi o difettosi, CLIENTE, a scelta di VENDITORE, avrà esclusivamente diritto:

- a) alla sostituzione gratuita dei Prodotti difformi o difettosi; oppure
- b) all'esenzione parziale o totale dal pagamento del loro prezzo, a seconda della gravità delle difformità o dei difetti.

7.6 Ai fini del paragrafo 7.5 lettera (a), i Prodotti che debbano essere consegnati in sostituzione di Prodotti difformi o difettosi saranno consegnati a CLIENTE in conformità alla regola Incoterms® 2010 ICC DDP - stabilimento di CLIENTE. I Prodotti che siano stati sostituiti dovranno essere, a scelta di VENDITORE, distrutti o smaltiti da CLIENTE, a spese di quest'ultimo, ovvero restituiti a VENDITORE, a spese di VENDITORE stesso. Per i Prodotti sostituiti che debbano essere distrutti o smaltiti da CLIENTE, CLIENTE si impegna ad inviare a VENDITORE la prova dell'avvenuta distruzione o smaltimento dei Prodotti, unitamente ai documenti giustificativi comprovanti il sostenimento dei costi di distruzione o smaltimento.

7.7 I diritti e rimedi descritti ai precedenti paragrafi 7.5 e 7.6 costituiscono i soli diritti e rimedi in garanzia concessi a CLIENTE. Nella massima misura consentita dalla legge, sono esclusi ulteriori responsabilità o obblighi di VENDITORE in relazione alla fornitura di Prodotti difformi o difettosi, ivi inclusi, a titolo esemplificativo e non esaustivo, responsabilità e obblighi per eventuali danni diretti, indiretti o consequenziali, perdite di profitto, ecc. a cui tale responsabilità si ricollega.

7.8 La presente garanzia sostituisce ed esclude ogni altra garanzia, espressa o implicita, prevista per legge o altrimenti.

#### 8) Forza maggiore

8.1 VENDITORE non sarà in alcun modo responsabile per il mancato o ritardato adempimento di alcuna obbligazione relativa alla fornitura dei Prodotti qualora tale mancato o ritardato adempimento sia dovuto a eventi di forza maggiore come guerre, incendi, terremoti, inondazioni, tsunami, scioperi, difficoltà insorte con la forza lavoro, scarsità o difficoltà di approvvigionamento di materie prime, restrizioni all'uso di energia, sospensione o difficoltà nei trasporti, guasti agli impianti, atti della pubblica autorità o a qualsiasi altra azione o causa che non possa essere ragionevolmente prevista o alla quale VENDITORE non possa ragionevolmente porre rimedio tramite l'ordinaria diligenza.

8.2 In tali eventualità, il termine per l'esecuzione della fornitura verrà esteso per tutto il periodo di durata dell'evento di forza maggiore, fermo restando che, qualora tale evento dovesse impedire l'esecuzione della fornitura per oltre 6 (sei) mesi, CLIENTE avrà il diritto di risolvere il relativo contratto di vendita, mediante invio di lettera raccomandata con ricevuta di ritorno o corriere a VENDITORE, senza alcuna responsabilità o conseguenza per VENDITORE.

#### 9) Invalidità di singole clausole contrattuali

L'invalidità di una disposizione delle presenti CGV non comprometterà la validità delle residue disposizioni che rimarranno pienamente valide e efficaci.

#### 10) Riservatezza

10.1 CLIENTE si impegna a: (i) trattare come riservati tutte le informazioni/dati/disegni/know-how/documentazione trasmessigli da VENDITORE ovvero di cui sia venuto a conoscenza nell'esecuzione dei singoli Contratti di Vendita, indipendentemente dal fatto che tali informazioni siano o meno contrassegnate o identificate come riservate o confidenziali ("Informazioni Riservate"); (ii) non divulgare e non comunicare a terzi, né in tutto né in parte, le Informazioni Riservate senza il preventivo consenso scritto di VENDITORE; (iii) limitare l'utilizzo di tali Informazioni Riservate ed il relativo accesso per scopi relativi all'esecuzione dei singoli Contratti di Vendita; (iv) adottare tutte le misure necessarie al fine di assicurare che i propri dipendenti e i propri collaboratori evitino di divulgare a terzi le Informazioni Riservate o le utilizzino in modo improprio. Le Informazioni Riservate non potranno essere riprodotte senza previo consenso scritto di VENDITORE, e tutte le copie delle stesse saranno immediatamente restituite dietro richiesta di VENDITORE.

10.2 Le previsioni di cui sopra non si applicano alle informazioni che: (i) sono pubbliche o divengono pubbliche non per divulgazione da parte del CLIENTE, dei suoi dipendenti o collaboratori, o (ii) erano in possesso del CLIENTE prima che le ricevesse da VENDITORE o (iii) sono state divulgate da fonti che non sono sottoposte alle restrizioni cui è sottoposto CLIENTE relativamente al loro utilizzo, o (iv) possono essere divulgate a terzi in base ad un'autorizzazione scritta di VENDITORE.

#### 11) Legge applicabile - Risoluzione delle controversie

11.1 Le presenti CGV e tutti i Contratti di Vendita che le parti stipuleranno in base alle presenti CGV saranno regolati dalla Convenzione di Vienna del 1980 sulla vendita internazionale di merci e, nelle materie non coperte da tale Convenzione, dalla legge italiana.

11.2 Qualsiasi controversia relativa alle presenti CGV e/o ai Contratti di Vendita che interverranno sulla base delle stesse sarà decisa in conformità alle seguenti previsioni:

- a) qualora CLIENTE abbia la sua sede legale nell'Unione Europea, in Svizzera, in Norvegia o in Islanda, la controversia sarà assoggettata in via esclusiva alla giurisdizione italiana e, in relazione ad essa, sarà esclusivamente competente il Tribunale di Modena (Italia);
- b) in tutti gli altri casi, la controversia sarà decisa in via esclusiva e definitiva mediante arbitrato, celebrato da un arbitro unico, in conformità al Regolamento di Procedura della Camera Arbitrale di Milano.

L'arbitrato avrà sede, e il lodo arbitrale verrà pronunciato, nella città di Milano (Italia). La lingua dell'arbitrato sarà la lingua inglese.

11.3 È tuttavia concesso, unicamente a favore di VENDITORE, il diritto incondizionato di agire, in qualità di attore, sotto la giurisdizione di CLIENTE innanzi al tribunale competente.

#### 12) Lingua delle CGV

12.1 Il testo delle presenti CGV è redatto sia in lingua italiana che in lingua inglese.

In caso di discrepanza, il testo in lingua italiana prevarrà sul testo in lingua inglese.



## GENERAL TERMS AND CONDITIONS OF SALE

### 1) Scope Of Application

- 1.1 These General Terms and Conditions of Sale ("General Conditions") shall apply to any and all supply of ceramic tiles or other ceramic products ("Products") that will be executed to any client ("CLIENT") from any company or division of the Group Panariagroup Industrie Ceramiche S.p.A. ("SELLER"), even if these General Conditions are not expressly referred to, mentioned or expressly accepted by the CLIENT from time to time.
- 1.2 No provisions deviating from these General Conditions shall be binding on SELLER unless (i) included in the "Sale Contract", as defined under paragraph 3.2 below, (ii) included in documents following the Sale Contract and the content of the same has been accepted in writing by SELLER. In any case, even if deviating provisions are agreed upon, these General Conditions shall apply for the parts not expressly disregarded.
- 1.3 In no case shall any general conditions of contract of CLIENT be binding on SELLER, even if mentioned or included in orders or in any other documents transmitted by CLIENT to SELLER. No conduct of SELLER shall be interpreted or used in order to express tacit acceptance of SELLER to the general conditions of contract of CLIENT.
- 1.4 In no case SELLER shall be bound by acts and/or conducts of its agents, being the latter in lack of any power to bind SELLER.
- 1.5 In case CLIENT is a consumer, the provisions of these General Conditions shall not prejudice the rights of CLIENT provided for by the law applicable to sales executed toward consumers.

### 2) Products – Modifications

- 2.1 Any representation and/or image relating to the Products included in websites, brochures, catalogues, price lists or other similar documents of SELLER is approximate and purely illustrative. Likewise, the samples and models are to be considered as only an indication of the Products characteristics in terms of weight, size, aesthetic and technical yield and characteristics and colour and are only an approximate and/or general indication and have no binding value for the SELLER except to the extent that they are expressly mentioned as such in the written acceptance of the offer by the SELLER and do not represent the final aesthetic result of the Products.
- Technical and physical characteristics of the Products as well as qualities of the same are described in the technical manuals of SELLER only. Any other document including technical and physical characteristics and qualities of the Products are purely indicative and shall not bind SELLER.
- 2.2 SELLER declares that the Products are compliant with the applicable Italian and European industry standards. Any Products shall be used and applied in accordance with the instructions of use of SELLER included in catalogues and/or technical manuals of SELLER with reference to the Products in question or with the instructions in other way communicated and/or made available by SELLER to CLIENT and, in any case, in accordance with the diligence required by the nature of the Products. Failing to do so, CLIENT will result in the lapse of the warranty and in the unenforceability of the warranty rights under article 7 below or of any other legal or agreed warranty.
- 2.3 It is the responsibility of CLIENT, before executing of the Sale Contract, to make sure that the Products are suitable for their specific purpose and/or intended use and, in addition, that they also comply with the laws and regulations applicable in the place where CLIENT will import, distribute, sell or use them in any way.
- 2.4 SELLER may make any changes to the Products which, without altering their essential features, it deems necessary or convenient, even after execution of the Sale Contract. In case SELLER executes substantial modification to Products (e.g. modifications that will alter: the way of installation, characteristic of interchangeability of the Products, etc.) which are the object of an executed Sale Contract (as defined in paragraph 3.2 below), SELLER shall communicate in writing such modification to CLIENT.
- 2.5 CLIENT shall inform the purchasers of the Products and third parties of the characteristics of the Products and of the instructions of use and of application of the same in accordance with the indication provided by SELLER. Without prejudice to the above, CLIENT shall be the sole responsible and liable for the declarations it will make toward third parties with reference to the Products, their characteristics and their use or application and shall indemnify and hold SELLER harmless and from any damage possibly suffered by SELLER with reference to or in connection to such declarations of CLIENT, in case they result false, incomplete or inaccurate.

### 3) Quotations – Execution of Sale Contract – Tolerances

- 3.1 Written or verbal quotations issued by SELLER are not to be taken as valid contractual proposals.
- 3.2 The sale contract ("Sale Contract") is executed as follows:
- a) an offer is sent by SELLER to CLIENT and CLIENT then sends its written acceptance of such offer to SELLER, without any modification to the offer itself; or
  - b) a purchase order is sent by CLIENT and SELLER then sends its written acceptance of such order to CLIENT.
- 3.3 For the purposes of paragraph 3.2 letter a) above, the following facts or actions shall constitute the written acceptance of an offer of SELLER by CLIENT:
- a) the receipt by SELLER of a letter of credit sent by CLIENT;
  - b) the receipt by SELLER of all or part of the relevant purchase price;
  - c) the receipt by SELLER of a purchase order of CLIENT. Should this be the case, any order of CLIENT that differs from the provisions of the offer of SELLER shall be binding on SELLER only if and to the extent that SELLER had expressly accepted it in writing.
- 3.4 In addition, for the purposes of paragraph 3.2 letter b) above, in case the acceptance of SELLER includes terms and condition different from those of the order of CLIENT, the Sale Contract shall be deemed to be concluded at the conditions included in the acceptance of SELLER, unless CLIENT notifies SELLER, in writing, not to accept the terms and conditions of the acceptance of SELLER within 1 (one) working day from the receipt of such acceptance.
- 3.5 All supplies of Products will only include what is expressly indicated in Sale Contract.
- 3.6 CLIENT recognizes to SELLER quantity and quality tolerances as resulting from the Sale Contract or from the usage and practices of the sector of the Products.

### 4) Packing – Delivery term – Delivery time

- 4.1 The Products will be packaged and readied to ship in compliance with the standard protection methods generally adopted by SELLER for the Products in question, in consideration of the agreed mode of transport.
- CLIENT shall expressly request to SELLER any special packaging or supplementary protection it deems necessary, and in such event CLIENT will bear all related costs thereof.
- 4.2 Unless otherwise provided for in the Sale Contract, the Products shall be delivered to CLIENT in accordance with the Incoterms® ICC rule, latest version, Ex-Works (EXW) – premises of SELLER indicated in the Sale Contract.
- CLIENT authorizes SELLER to undersign, in the name and on behalf of CLIENT, any and all transport documents which shall be signed at the time of collection of the Products at the premises of SELLER, such as the CMR.
- In the event that the ICC Incoterms® rule agreed between the parties provides that CLIENT shall take care of the transportation of the Products outside the territory of Italy:
- a) in case of an Intra-EU supply, within 45 (forty-five) days from the receipt of the Products at its premises, CLIENT shall send SELLER an original or a copy of the international transportation document CMR or of another transportation document, undersigned at destination by CLIENT or, in the absence of the international transportation document CMR, a declaration of receipt of the Products issued on the basis of the form as Annex -1- available for download at [www.panariagroup.it](http://www.panariagroup.it);
  - b) in case of an Extra-EU supply, CLIENT shall:
    - i) submit the custom export declaration (SAD-EX + EAD) and execute the validation of the MRN (Movement Reference Number) at the customs of the UE territory of exit of the Products, within 90 (ninety) days from the date of delivery of the same in Italy;
    - ii) send SELLER, within 90 (ninety) days from the date of delivery, documents proving the exportation of the Products (custom export declaration SAD-EX + EAD + certification of exit);
    - iii) notify SELLER, in writing, as soon as such submission is accomplished and provide SELLER with any other document proving the execution of such formalities as well as the exit of the Products from the UE Territory.
- In case CLIENT is in breach of its obligations under this paragraph 4.2, SELLER shall be entitled to immediately charge CLIENT the amount of the Value Added Tax applicable to the supply and connected to the lack of proof of the transportation of the Products in a another Member State of the EU or to the lack of execution of custom clearance formalities. In any case, CLIENT shall indemnify and hold SELLER harmless with reference to any payment due to tax offices for fines, interests or on any other basis, in connection with the supply and with the lack of the proof of the transportation of the Products in a another Member State of the EU or with the lack of execution of custom clearance formalities.
- In this respect, SELLER shall be entitled to: (i) offset any amount due by CLIENT on the basis of this paragraph 4.2 against any amount due, for whatever reason, from SELLER to CLIENT; (ii) definitively withhold any amount received in regard to Sale Contracts, offsetting the CLIENT's debt under this paragraph 4.2 against any and all sums already paid by CLIENT.
- 4.3 SELLER shall deliver the Products within the delivery date provided for in the Sale Contract, in a single delivery or in partial deliveries. The delivery date shall always be considered neither of the essence nor preperatory.
- Except in case of wilful wrongdoing or gross negligence, SELLER will not reimburse possible damages, either direct or indirect, suffered by CLIENT as a result of delay in the delivery of the Products.
- In no case of delay in the delivery of the Products shall CLIENT be entitled to terminate the Sale Contract.
- 4.4 Upon receipt of the Products, CLIENT must report possible damages occurred to the packaging and/or shortages or anomalies of the Products occurred during the transport, by notifying details of such events on the transportation document, and must also:
- a) have such notification countersigned by the carrier; and
  - b) immediately inform SELLER thereof, in writing, and send SELLER a copy of the countersigned document by and no later than 8 (eight) day(s) from the date of receipt of the Products.
- Should this not be the case, SELLER shall not be responsible for possible damages losses or theft of the Products occurred during the transport, even if transport risks were, in whole or in part, upon SELLER.

### 5) Prices – Payment – Late Payment

- 5.1 The Products shall be supplied at the prices agreed between the parties in the Sale Contract or, should no prices be mentioned in the Sale Contract, at the prices resulting from the price list of SELLER in force when the Sale Contract has been executed. Unless otherwise stated in writing, the prices of the Products included in SELLER's price lists, quotations and/or offers are in Euro, net of VAT and for delivery according to the Incoterms® ICC rule, latest version, Ex-Works (EXW) – premises of SELLER indicated in the Sale Contract. Therefore, should a different Incoterms® rule be agreed upon between the parties for the delivery of the Products, the invoiced amount shall be modified accordingly, including in the sale invoice transportation expenses and any other costs connected with the Incoterms® rule agreed between for delivery.
- 5.2 CLIENT shall pay for the Products in accordance with the payments methods and terms provided for in the Sale Contract or otherwise agreed upon in writing between the parties. No payment shall be considered as being made by CLIENT until the relative amount has been credited to the bank account of SELLER.
- Payment shall be executed by CLIENT in Euro or in the currency of the place where CLIENT has its registered office, at SELLER's discretion, in accordance with the currency indicated by SELLER in the related sale invoice.
- 5.3 If CLIENT is delinquent in its payment obligation, SELLER may:
- a) obtain payment of late payment interest in accordance with the applicable law; and
  - b) withhold ongoing and future deliveries, upon written notice to CLIENT, until all delinquent amounts and late payment interest are fully paid.

5.4 If delinquent amounts and late payment interest remain unpaid 30 (thirty) days after the agreed deadline for payment, then SELLER may also, at its option, alternatively or cumulatively, and in addition to any other right or remedy available at law or pursuant to these General Conditions:

- a) request accelerated payment of any and all remaining payments and declare due the total outstanding balance, even if payment by instalment or deferred payment has been agreed upon and/or bills of exchange, promissory notes, cheques or other payment documents have been issued and are falling due;
- b) terminate the Sale Contract in question and definitively withhold any amount received in regard to such Sale Contract or to other Sale Contracts, offsetting the CLIENT's outstanding debt against any and all sums already paid by CLIENT;
- c) carry out future deliveries of Products on a pre-payment basis only, also with reference to supplies still to be executed;
- d) cancel discounts and bonuses that may have been agreed between the parties also with reference to Sale Contracts already regularly executed.

5.5 SELLER shall be entitled to exercise the rights mentioned in paragraphs 5.3 and 5.4 above also in case:

- a) CLIENT is undergoing winding-up, bankruptcy, debt restructuring or enforcement proceedings;
- b) the insurance company of SELLER refuses insurance coverage for SELLER's credits toward CLIENT;
- c) CLIENT is undergoing financial difficulties able to hinder the regular execution of its payment obligations resulting from, by way of example only, missed payment of bills of exchange, promissory notes, cheques or other payment documents, reduction of granted guarantees and/or missed granting of promised guarantees, as well as from any amount resulting unpaid, even though such circumstances have occurred with other suppliers of CLIENT.

5.6 CLIENT cannot claim any breach of contract by SELLER, nor can CLIENT start any lawsuit or action against SELLER, until any amount resulting due to SELLER under paragraphs 5.3 and 5.4 above has been paid in full by CLIENT.

#### **6) Retention of Title**

6.1 SELLER will maintain exclusive ownership over the Products sold until their price has been entirely paid by CLIENT.

Without prejudice to the above the risks of loss of the Products shall be regulated by the Incoterms® rule agreed between the parties for the delivery of the Products.

6.2 In case of non-fulfilment or late fulfilment of the obligation to pay the price of the Products, without prejudice to the rights under paragraphs 5.4, 5.5 and 5.6, SELLER shall be entitled to enter the premises where the Products are held, re-possess the Products and withhold, as liquidated damages, any amount already paid by CLIENT with reference to such Products.

#### **7) Warranty**

7.1 Without prejudice to the provisions of paragraphs 2.1, 2.2, 2.4 and 3.6 with reference to the modifications to the Products and tolerances, SELLER warrants that the Products will conform to the Sale Contract, to the classification indicated in the technical manuals, catalogues and/or price lists of SELLER and that they will be free from manufacturing defects.

The warranty period is 12 (twelve) months from the date of collection of the Products from the premises of SELLER, regardless of the agreed Incoterms® rule for delivery.

7.2 The following are expressly excluded from warranty:

- a) chromatic alterations and tone differences of the Products;
- b) the Products identified in the Sale Contract as Products of quality lower than first-quality Products or as close-out sale Products or as special batches;
- c) the Products applied and/or set up not in compliance with the industry standards applicable to the same;
- d) the Products used or applied on surfaces and/or in spaces or environments different from those indicated by SELLER;
- e) the Products used not in compliance with the instructions and/or indications provided by SELLER included in the catalogues and price lists of SELLER or in other way communicated to CLIENT by SELLER, included the instructions under paragraph 2.2;
- f) the Products used not in compliance to the standard diligence and/or to the technics required by the nature of the Products;
- g) frost resistance of the Products, unless such characteristic of the Products has been declared by SELLER in the technical manual of the Products;
- h) characteristics of the Products as resulting from the classification of the pottery (i) executed by control and/or certification authorities other than authorities of the European Union Member States, and/or (ii) executed on the basis of criteria other than those used by SELLER.

7.3 Without prejudice to the provisions of paragraph 4.4 above, CLIENT shall inspect the Products as soon as possible and shall notify SELLER in writing of possible non-conformities or defects, by fax or email, within and no later than the following terms; failing to do so will result in the lapse of the warranty and the unenforceability of the warranty rights:

a) differences in type or quantity with respect to type or quantity agreed as well as other patent non-conformities or defects of the Products: 8 (eight) days from the delivery of the Products at the premises of CLIENT and, in any case, before application of the Products;

b) hidden non-conformities or defects of the Products: 8 (eight) days from the discovery of the same and, for avoidance of doubt, within the warranty period.

7.4 SELLER will have the right to examine the Products, or samples of the Products, which CLIENT claims to be non-conforming or defective, in order to verify the instructions relating to the set up and/or application of the Products and/or the use of the Products in accordance with the provisions of these General Conditions. In this respect, CLIENT shall be entitled to return to SELLER the Products that CLIENT considers to be non-conforming or defective only upon SELLER's written authorization and only on the condition that CLIENT bears all costs and risks for the shipment of the Products. The authorization to return the Products or samples of the purportedly non-conforming or defective Products shall never be interpreted as an acknowledgment of the claimed non-conformities or defects on the part of SELLER.

7.5 In case the Products are ascertained by SELLER as actually non-conforming or defective, CLIENT will be entitled only to obtain, at the SELLER's option:

- a) replacement of the non-conforming or defective Products; or
- b) partial or full exemption from payment of their price, depending on the seriousness of the non-conformities or of the defects.

7.6 For the purpose of paragraph 7.5 letter (a), the Products to be delivered in replacement of non-conforming or defective Products shall be delivered to CLIENT in accordance with the Incoterms® 2010 ICC rule DDP - premises of CLIENT. The Products that have been replaced shall be, at SELLER's discretion, destroyed or disposed of by CLIENT, at its own costs, or returned to SELLER, at costs of SELLER. In case the Products are to be destroyed or disposed of by CLIENT, CLIENT undertakes to send to SELLER the proof of destruction or of disposal of the Products, along with the documents proving the costs borne by CLIENT for the destruction or the disposal of the same.

7.7 The rights and remedies described in paragraphs 7.5 and 7.6 above are the sole warranty rights and remedies granted to CLIENT. To the maximum extent permitted by the applicable law, any other liability and obligation of SELLER, which may in any way arise from or in relation to the supply of non-conforming or defective Products - including, but not limited to, compensation for direct or indirect or consequential damages, loss of profits, etc. connected to such liability - is expressly excluded.

7.8 The present warranty is in substitution for, and excludes, any other warranty, express or implied, set forth by the law or otherwise.

#### **8) Force Majeure**

8.1 SELLER shall not be liable or responsible for failure or delay in performing or fulfilling any obligations undertaken in reference to the supply of Products when such failure or delay is due to the occurrence of an event of force majeure such as wars, fires, earthquakes, floods, tsunami, strikes, labor or employment difficulties, shortage or procurement difficulties of raw materials, restriction on the use of power, suspension or difficulties in the transports, breakdown of the plants, acts of public authorities or any other event or cause whatsoever, similar or dissimilar, which cannot reasonably be forecast or provided against and which cannot be overcome by SELLER with reasonable diligence.

8.2 In such event, the time for fulfillment of the obligation shall be extended for the period of continuance of such force majeure event.

In the event any of such force majeure event continue for a period longer than 6 (six) months, CLIENT shall have the right to terminate the underlying Sale Contract, by giving written notice to SELLER by registered letter with return receipt or courier, and SELLER shall not incur any responsibility or liability whatsoever.

#### **9) Severability**

The invalidity or unenforceability of any provision, or portion thereof, of this General Conditions shall not affect the validity or enforceability of any other provision.

#### **10) Confidentiality**

10.1 CLIENT undertakes: (i) to treat with the utmost confidentiality all the information/data/designs/know-how/documentation transmitted by SELLER or that it may come to know in connection with the execution of any Sale Contract, even if they are not marked or identified as secret or confidential ("Confidential Information"); (ii) not to, wholly or partially, disclose to or inform third parties of the Confidential Information, without the SELLER's prior written consent; (iii) to limit the use of the Confidential Information and the access to the same for purposes relating to the execution of the sale Contracts; (iv) to adopt any and all measures required in order for its employees and collaborators do not disclose the Confidential Information to third parties or use it in an inappropriate way.

The Confidential Information shall not be copied or reproduced in any way, unless with the prior written consent of SELLER, and all the copies of the Confidential Information shall be immediately returned to SELLER upon simple written request of the same.

10.2 The provisions above shall not apply to information which (i) are public or publicly available not due to a disclosure of CLIENT or of CLIENT's employees or collaborators; or (ii) were already available to CLIENT before it had received them by SELLER; or (iii) are disclosed from third parties that have no obligation of confidentiality or restrictions of use on the same; (iv) can be disclosed according to a written authorization of SELLER.

#### **11) Applicable Law - Dispute Resolution**

11.1 These General Conditions and all the Sale Contracts that will occur on the basis on the same will be governed by the United Nations Convention on Contracts for the International Sale of Goods (Vienna Convention of 1980) and, with respect to matters not covered by such Convention, by Italian laws.

11.2 Any dispute arising out of or in connection with these General Conditions or in connection with a Sale Contract occurred on the basis on the same shall be settled in accordance with the following provisions:

- a) In case CLIENT has its registered office within the European Union, in Switzerland, in Norway or in Iceland, the dispute shall be subjected to the jurisdiction of the Italian courts and shall be exclusively referred for its resolution to the Court of Modena (Italy).
- b) In any other case, the dispute shall be exclusively referred to and finally resolved by arbitration, by a sole arbitrator, in accordance with the Rules of the Milan Chamber of Arbitration (the Rules).

The seat of arbitration shall be, and the award shall be delivered in, Milan (Italy).

The language to be used in the arbitral proceedings shall be English.

11.3 Irrespective of the provisions above, it is hereby granted exclusively to SELLER the right to initiate legal proceedings under the jurisdiction of CLIENT before the competent court.

#### **12) Language of these General Conditions**

12.1 The text of these General Conditions is executed in both in Italian and in English language. In case of any discrepancy, the text in Italian shall prevail over the text in English language





**SLIMTECH EASY is the FIRST certified dry lay system for ceramic flooring.**

- It is installed **without mortar** and, thanks to the exclusive use of fibreglass-reinforced Slimtech slabs, it is **more durable** than any other traditional laying system.
- With a **thickness of only 7 mm**, this system is used for the installation of a new kind of highly durable porcelain stoneware flooring that is perfect for interior **RESIDENTIAL or LIGHT COMMERCIAL** use.
- It is possible **to renovate without demolishing** as it **can be laid on pre-existing floors**.
- **SLIMTECH EASY** is unique, because it uses a high-performance product: laminated porcelain stoneware **Slimtech Plus** slabs, exactly as they are when they exit the production line. This means no subsequent processing and the guarantee of a quality manufacturing process tested by Lea Ceramiche in over **15 years of experience** and with millions of square meters sold worldwide.

**SLIMTECH EASY est le PREMIER système certifié de pose à sec pour sols en céramique.**

- Il se pose **sans colle** et fait preuve d'une **résistance supérieure** à celle de n'importe quel autre système de pose traditionnelle, grâce à l'utilisation exclusive des dalles Slimtech renforcées avec de la fibre de verre.
- Avec seulement **7 mm d'épaisseur**, le système permet la réalisation d'un nouveau sol en grès cérame, parfait pour les espaces intérieurs **RÉSIDENTIELS et COMMERCIAUX** soumis à un trafic peu intense.
- Conçu pour être posé sur un sol préexistant et donc permet de **renover sans devoir démolir**.
- **SLIMTECH EASY est un système unique** qui se base sur un produit aux performances extraordinaires : les dalles en grès cérame laminé **Slimtech Plus**, directement sorties de leur usine de fabrication. Elles n'ont donc subi aucune transformation et présentent la **garantie** d'un processus de production de qualité, éprouvé par Lea Ceramiche en plus de **15 ans d'expérience** et avec des millions de mètres carrés vendus dans le monde.

**SLIMTECH EASY è il PRIMO sistema certificato di posa a secco per pavimenti in ceramica.**

- Si posa **senza colla** e grazie all'esclusivo utilizzo delle lastre Slimtech, rinforzate con fibra di vetro, ha una **resistenza superiore** a quella offerta da qualunque altro tradizionale sistema di posa.
- In soli **7 mm di spessore** permette la realizzazione di un nuovo pavimento in gres porcellanato ultrasensibile idoneo per ambienti interni con destinazione **RESIDENZIALE o COMMERCIALE LEGGERO**.
- Può essere applicato in **sovrapposizione** e dunque consente di **rinnovare senza demolire**.
- **SLIMTECH EASY è unico**, perchè utilizza un prodotto dalle prestazioni straordinarie: le lastre in gres porcellanato laminato **Slimtech Plus**, così come escono dagli stabilimenti. Dunque senza lavorazioni successive e con tutta la **garanzia** di un processo produttivo di qualità testato da Lea Ceramiche in oltre **15 anni di esperienza** e con milioni di metri quadrati venduti nel mondo.


**SLIMTECH EASY ist das erste zertifizierte Trockenbausystem für Bodenbeläge aus Keramik.**

- Es wird **ohne Kleber** verlegt und ist dank der ausschließlichen Verwendung glasfaserverstärkter Slimtech-Platten **beständiger** als jedes andere, herkömmliche Verlegesystem.
- Mit nur **7 mm Stärke** erlaubt es die Verlegung eines neuen Bodenbelags aus hochbeständigem Feinsteinzeug für Innenräume im **WOHNUNGS- oder im LEICHTEN GEWERBEBAU**.
- Kann auf der vorhandenen Struktur angebracht werden und ermöglicht daher **eine Renovierung ohne Abbrucharbeiten**.
- **SLIMTECH EASY ist einzigartig**, denn es umfasst ein außerordentlich leistungsstarkes Produkt: **Slimtech Plus**, die Platten aus laminiertem Feinsteinzeug. So, wie sie aus der Produktion kommen. Ohne weitere Bearbeitungen also, und mit der Garantie eines ausgereiften Produktionsverfahrens, das Lea Ceramiche in mehr als **15-jähriger Erfahrung** mit Millionen in aller Welt verkauften Quadratmetern auf die Probe gestellt hat.

# Come si compone il sistema

Assembling the system / En quoi consiste le système? / Die Komponenten des Systems

## 1 SILENT SOUNDPROOFING MAT



### Stendere il materassino di fondo

Una volta verificata la pulizia e la planarità del sottofondo si procede alla stesura su tutta la superficie da pavimentare del materassino fonoassorbente SILENT.

### Unroll and extend the base mat

After verifying that the subfloor is clean and level, proceed with laying the SILENT soundproofing mat on the entire floor area.

### Pose de la sous-couche de fond

Vérifiez la propreté et la planéité du plancher, puis étendez le tapis insonorisant SILENT sur toute la surface à revêtir.

### Bodenmatte auslegen

Boden auf Sauberkeit und Ebenheit prüfen und anschließend die schallschluckende Matte SILENT über die gesamte Bodenfläche auslegen.

## 2 SLIMTECH plus



### Posare le lastre di Slimtech

Quindi posare direttamente e senza uso di collanti le lastre di SLIMTECH scelte tra i colori e le versioni 5plus e 6plus.

### Lay the Slimtech slabs

Then lay the SLIMTECH slabs, chosen among the colours available in the 5plus and 6plus versions, directly on the mat without the use of adhesives.

### Installation de dalles Slimtech

Posez les dalles SLIMTECH, choisies entre les couleurs et les versions 5plus et 6plus, directement et sans utiliser de colles.

### Verlegung der Slimtech-Platten

Nun direkt und ohne Kleber die SLIMTECH-Platten in den gewünschten Farben und Ausführungen (5plus und 6plus bzw.) verlegen.

## 3 FILLER FINISHING SEALANT



### Sigillare le fughe

Dopo aver rivestito il pavimento con SLIMTECH è necessario sigillare le fughe tra le lastre con la speciale finitura FILLER. Una volta asciutta questa sigillatura garantirà una perfetta superficie calpestabile e assolutamente impermeabile.

### Seal the grout lines

After having laid SLIMTECH on the floor, it is necessary to seal the spaces between the slabs with FILLER. Once dry, this sealant guarantees a perfect walkable and waterproof surface.

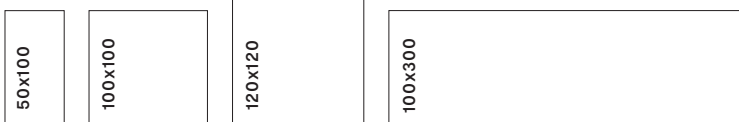
### Jointoiment

Après avoir recouvert le sol avec SLIMTECH, il est nécessaire de sceller les joints entre les dalles avec la finition spéciale FILLER. Une fois sec, ce jointoiment garantira une surface habitable et imperméable à l'eau.

### Versiegeln der Fugen


Nach dem Belegen des Bodens mit SLIMTECH, müssen die Fugen zwischen den Platten mit FILLER versiegelt werden. Einmal ausgetrocknet, garantiert diese Versiegelung einen perfekt begehbaren und absolut wasserdichten Belag.

Formati / sizes / formats / Formate (cm)



SLIMTECH  
plus

INSTALLATION VIDEO





## Riferimenti utili.

### Useful contacts / Quelques noms utiles / Nützliche adressen

---

**MAPEI SPA,**

via Cafiero 22, 20158 Milano - ITALY  
Tel. +39 02 37673 - [www.mapei.it](http://www.mapei.it)

**FABERCHIMICA SRL,**

via G. Ceresani 10 - località Campo d'Olmo 60044 Fabriano (AN) - ITALY  
Tel. +39 0732 627178 - [www.faberchimica.com](http://www.faberchimica.com)

**FILA INDUSTRIA CHIMICA SPA,**

via Garibaldi 32, 35018 S. Martino dei Lupari (PD) - ITALY  
Tel. +39 049 9467300 - [www.filachim.it](http://www.filachim.it)

**ZEP ITALIA SRL,**

via Nettunese Km 25,000 - 04011 Aprilia (LT) - ITALY  
Tel. +39 06 926691 - [www.zepitalia.it](http://www.zepitalia.it)

**JOHNSONDIVERSEY,**

via Meucci, 40 - 20128 Milano - ITALY  
Tel. +39 0373 2051 - [www.johnsondiversey.com](http://www.johnsondiversey.com)

**KITER SRL,**

via Assiano 7/B - 20019 Settimo Milanese (MI) - ITALY  
Tel. +39 02 3285220 - [www.kiter.it](http://www.kiter.it)

**GEAL SRL,**

via Settola 121 - 51031 Agliana (Pistoia) - ITALY  
Tel. +39 0574 750365 - [www.geal-gres.it](http://www.geal-gres.it)

**FEDERCHEMICALS SRL,**

via Borsi 2 - 25100 Brescia - ITALY  
Tel. +39 030 3385578 - [www.federchemicals.it](http://www.federchemicals.it)

**LITHOFIN-PRODUCTE GMBH,**

Postfach 1134, D-73236 Wendlingen (D)  
Service - Tel. 0049 07024/940320 - [www.lithofin.de](http://www.lithofin.de)  
Vertrieb für Österreich: CT-Austria Ges.m.b.H. A-1230 Wien Tel. 0043 01 8673434

**HMK - MÖLLER-CHEMIE BENELUX GMBH**

- Linge 4 NL-2105 WB Heemstede (NL)  
Tel. 0031 0252-220222 - [www.moellerchemie.de](http://www.moellerchemie.de)

**BONASYSTEMS ITALIA SRL,**

via Borgo Santa Chiara 29 - 30020 Torre di Mosto (Venezia) - ITALY  
Tel. +39 0421 325691 - [www.bonasytemsitalia.it](http://www.bonasytemsitalia.it)

## Nota relativa agli imballi.

### Information regarding packaging / Note informative concernant les emballages / Kennzeichen für die Verpackungseinheiten

---

Tutti i dati relativi gli imballi indicati nel presente catalogo sono da ritenersi puramente indicativi e potrebbero subire variazioni.

All information regarding packaging in this catalogue are considered purely indicative and subject to change.

Les valeurs des emballages déclarées sur ce catalogue sont purement indicatives et elles pourront être modifiées.

Die Angaben diesen Verpackungen sind rein indikativ und koennen veraendert werden.





[leaceramiche.com](http://leaceramiche.com)

**LEA**  
CERAMICHE