



idea
ceramica

Dress Your Home



idea ceramica // by MoMa ceramiche Group

Rivestimento Wall tiles

European leader in the production of double-fired ceramic wall-tiles



We are here! Noi siamo qui!

Finale Emilia (MO) - Via Panaria Bassa 17/A - Italy
Tel. +39 0535 90401 / info@ideaceramica.biz
www.ideaceramica.net

Ambiente / Environment



Pasta Bianca



Bicottura
Ecologica / Ecological



Km zero
100%

Materie prime locali
Local raw materials



Riciclo Totale
100% Full recycling



UNI EN ISO 9001:2015



08

RIVESTIMENTO / WALL TILE

142

PAVIMENTO / FLOOR TILE

Legno / Wood

194

PAVIMENTO / FLOOR TILE

Pietra, Cemento / Stone, Cement

292

COMMODITY

Rivestimento / Wall tile

312

COMMODITY

Pavimento / Floor tile

idea
ceramica

322

INFORMAZIONI TECNICHE

PRODUCT INFORMATION

instructions for the laying
general conditions of sale

WALL

FLOOR

RIVESTIMENTO / WALL TILE

PAVIMENTO / FLOOR TILE












PAG.

PAG.

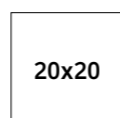
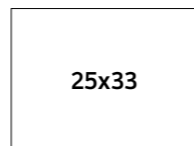
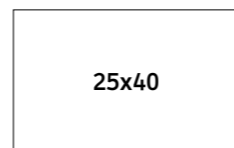
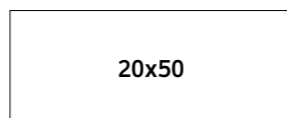
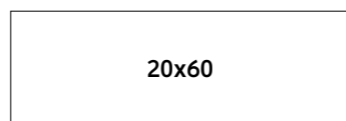

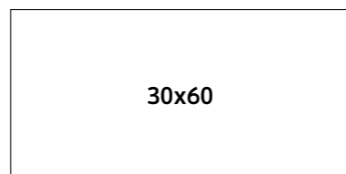

300	AMALFI	25x40
310	ANTARES	20x50
76	BEST	25x60
10	ESSENZIALE	25x75
84	EVERGREEN	25x60
32	FIJI	25x75
306	KAYU	25x33
90	KI-MATCH	25x60
46	LIKE	25x75
136	LUCE LUX	20x20
136	LUCE MATT	20x20
124	MARVEL	20x60
276	METROPOLIS (Riga)	30x60
52	NAIF	25x75
22	NATIVE	25x75
298	PURA	25x60
75	SETA	30x60
130	SHINE	20x60
308	SUITE	25x33
104	SUPERFICI	25x60
112	VERNISSAGE	25x60
311	VICKY	20x50
294	WEISS (BIANCO)	25x60
66	WHITE PROJECTS	30x60
295	WHITE SPRING	20x40
304	WHITE AND WOOD	25x40
294	WHITE AND WHITE	25x40

176	BAITA	20x90
312	BESTONE	30x60
314	BETON	30x60
222	BLOCK	80x80 · 60x60
232	DEA	40x60 · 22x22
260	ETERNA	30x60 · 22x44
212	EUROPA	80x80 · 60x120 · 60x60 · +2CM
144	MANHATTAN	30x120 · 20x120
266	METROPOLIS	30x60 · 22x44
318	NOTTINGHAM	15x60
164	OAK	20x120 · 20x90
152	ONTARIO	30x120 · 20x120
186	OUT e IN	15x60
290	PALINURO	34x34
246	POLAR	40x60 · 22x44 · 22x22
280	POLINESIA	30x60 · 22x22
316	PURA	30x60
196	RESINA	80x80 · 60x120 · 60x60 · +2CM
320	RIFLESSI	45x45

PAG.

10	ESSENZIALE	25x75			
22	NATIVE	25x75			
32	FIJI	25x75	 Glossy LUCIDO	 WHITE BODY	
46	LIKE	25x75		 WHITE BODY	
52	NAIF	25x75		 WHITE BODY	75 cm
<hr/>					
66	WHITE PROJECTS	30x60		 WHITE BODY	60 cm
<hr/>					
76	BEST	25x60			
84	EVERGREEN	25x60			
90	KI-MATCH	25x60			
298	PURA	25x60			
104	SUPERFICI	25x60	 Glossy LUCIDO		
112	VERNISSAGE	25x60			
294	WEISS (BIANCO)	25x60	 Glossy LUCIDO		60 cm
<hr/>					
124	MARVEL	20x60			
130	SHINE	20x60	 Glossy LUCIDO		60 cm
<hr/>					
310	ANTARES	20x50			
311	VICKY	20x50	 Glossy LUCIDO		50 cm
<hr/>					
300	AMALFI	25x40	 Glossy LUCIDO		
304	WHITE AND WOOD	25x40			
294	WHITE AND WHITE	25x40			
295	WHITE SPRING	20x40			40 cm
<hr/>					
306	KAYU	25x33			
308	SUITE	25x33			33 cm
<hr/>					
136	LUCE LUX	20x20	 Glossy LUCIDO		
136	LUCE MATT	20x20			20 cm

Indice per formato / index by size



WOOD

PAG.

144	MANHATTAN	30x120 · 20x120
152	ONTARIO	30x120 · 20x120
164	OAK	20x120 · 20x90
176	BAITA	20x90
318	NOTTINGHAM	15x60
186	OUT e IN	15x60

OUTDOOR / ESTERNO

164	OAK	20x120 · 20x90
176	BAITA	20x90
186	OUT e IN	15x60
232	DEA	40x60 · 22x22
246	POLAR	40x60 · 22x44 · 22x22
312	BESTONE	30x60
314	BETON	30x60
260	ETERNA	30x60 · 22x44
266	METROPOLIS	30x60 · 22x44
280	POLINESIA	30x60
290	PALINURO	34x34

2 CENTIMETRI / 2 CM

212	EUROPA	60x60
196	RESINA	60x60

Indice per formato / index by size

PAG.

212	EUROPA	60x120	
196	RESINA	60x120	120 cm
<hr/>			
222	BLOCK	80x80	
212	EUROPA	80x80	
196	RESINA	80x80	80 cm
<hr/>			
222	BLOCK	60x60	
212	EUROPA	60x60	
196	RESINA	60x60	
232	DEA	40x60	
246	POLAR	40x60	
312	BESTONE	30x60	
314	BETON	30x60	
260	ETERNA	30x60	
266	METROPOLIS	30x60	
280	POLINESIA	30x60	
316	PURA	30x60	60 cm
<hr/>			
320	RIFLESSI	45x45	45 cm
<hr/>			
260	ETERNA	22x44	
266	METROPOLIS	22x44	
246	POLAR	22x44	44 cm
<hr/>			
290	PALINURO	34x34	34 cm
<hr/>			
232	DEA	22x22	
246	POLAR	22x22	
280	POLINESIA	22x22	22 cm

Rivestimento Wall tiles





ESSENZIALE

Bicottura tradizionale
 Traditional double fired
 Bi-cuisson traditionnelle
 Zweibrandfliesen

Monocalibro / Monocaliber / Monocalibre / In einem werkmass

▼
 8 mm
 ▲



25x75
 10"x29,5"

Size Formato	SCATOLE Boxes			PALETTE Pallets		
	Pz	m ²	Kg	Box	m ²	Kg
Cm 25x75						
BIANCO & GRIGIO	8	1,50	20,50	45	67,50	922,50
STRUTTURATI	8	1,50	20,50	45	67,50	922,50
FORME MIX	8	1,50	20,50	-	-	-
IMPERIAL A + B (MQ)	8	1,5	20,50	-	-	-
Stick Blitz 1x75	8	-	0,70	-	-	-

Imballi / Pesi
 [Packaging / Weights]







Imperial

Onde



Baita/ Megeve



Onde



Laniera

Essenziale



25x75 ESSENZIALE BIANCO IESR01 ■ 64



25x75 LAMIERA ESSENZIALE IESR02 ■ 66



25x75 ONDE ESSENZIALE IESR03 ■ 66




25x75 LINEE ESSENZIALE IESR04 ■ 66

UR015 Stick BLITZ SILVER / 1x74,8 / 0,39"x29,5" ■ 28



25x75 ESSENZIALE GRIGIO IESR08 ■ 64



25x75 ESSENZIALE FORME MIX IESR06 ■ 71



25x75 ESSENZIALE IMPERIAL [A+B] IESR07 ■ 130

*Nota: prezzo per scatola da 8 pz.

*Note: price per box of 8 pcs.

Composizione 2 Facce / 2 Tiles

(A+ B)



Ripetibili / Verticale / Orizzontale

(4 pz. A)

8 pz x Box
1,5 Mq.

Seamless / Vertical / Horizontal

(4 pz. B)



NATIVE

Bicottura tradizionale
 Traditional double fired
 Bi-cuisson traditionnelle
 Zweibrandfliesen

Monocalibro / Monocaliber / Monocalibre / In einem werkmass

▼
 8 mm
 ▲



25x75
 10"x29,5"

Size Formato	SCATOLE Boxes			PALETTE Pallets		
	Pz	m ²	Kg	Box	m ²	Kg
Cm 25x75						
FONDI 25x75	8	1,50	20,50	45	67,50	922,50
BLOCKS	8	1,50	20,50	45	67,50	922,50
WALLBRICK	8	1,50	20,50	45	67,50	922,50
OASI [A+B]	8	1,50	20,50	-	-	-
MOSAICO 30x30	5	-	6	-	-	-
Stick BLITZ 1x75	8	-	0,70	-	-	-

Imballi / Pesì
 [Packaging / Weights]





Blocks Grigio

OAK/ Dark

Wall Brick Grigio

Blocks Grigio



OAK/ White




Wall Brick Beige



Blocks Beige

Native

▼
8 mm
▲



INVR01 - NATIVE - GHIACCIO / 25x75 ■ 66



INVR01 - NATIVE - GHIACCIO / 25x75 ■ 66



INVR06 - BLOCKS - BEIGE / 25x75 ■ 71




INVR07 - BLOCKS - GRIGIO / 25x75 ■ 71



INVR04 - WALLBRICK - BEIGE / 25x75 ■ 71



INVR05 - WALLBRICK - GRIGIO / 25x75 ■ 71



INVR02 - NATIVE - BEIGE / 25x75 ■ 66



INVR03 - NATIVE - GRIGIO / 25x75 ■ 66



UR014 Stick BLITZ BRONZO / 1x74,8 ■ 28




UR015 Stick BLITZ SILVER / 1x74,8 ■ 28




INVR08 - COMP - OASI [A+B] / 25x75 ■ 130

B



INVM01 - MOS.NATIVE MIX BEIGE / 30x30 ■ 25



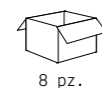
INVM02 - MOS.NATIVE MIX GRIGIO / 30x30 ■ 25

A

✂ su rete
(Mesh mounted)

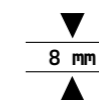


OAK / Blonde





Fiji



25x75
10"x29,5"

Pasta Bianca / White body

L'impasto, essendo composto da materie prime ricche di ossido di titanio conferisce un grado di bianco alla piastrella che ricorda molto la preziosa porcellana. La bicottura in pasta bianca è un materiale pregiato che garantisce facilità di lavorazione.

The dough, being composed of raw materials rich in titanium oxide, gives a degree of whiteness to the tile which is very reminiscent of the refined porcelain. The double-fired white body is a precious material that guarantees ease of processing.

Die Mischung, die aus titanoxidreichen Rohstoffen besteht, verleiht der Fliese eine Nuance von Weiß, die sehr an kostbares Porzellan erinnert. Die Weißscherbige Zweibrandfliese ist ein wertvolles Material, das eine einfache Verarbeitung garantiert.

La pâte, constituée de matières premières riches en oxyde de titane, donne au carreau un degré de blancheur qui rappelle beaucoup la précieuse porcelaine. La cuisson en pâte blanche est un matériau précieux qui garantit une facilité de traitement.


Imballi / Pesi
[Packaging / Weights]

Size Formato	SCATOLE Boxes			PALETTE Pallets		
	Pz	m ²	Kg	Box	m ²	Kg
FONDI 25X75	8	1,50	19,20	45	67,50	864,00
EDERA 3D	8	1,50	19,20	45	67,50	864,00
MURANO	8	1,50	19,20	45	67,50	864,00
PETALI	6	-	14,40	-	-	-
VETRO	4	-	9,60	-	-	-
Stick FIJI 0,5x75	10	-	0,08	-	-	-












Murano Bianco + Acqua



Murano Notte + Bianco







Fiji

Glossy
LUCIDO

8 mm



IFIR02 - FIJI - GRIGIO / 25x75 / (PB) ■ 73



IFIR01 - FIJI - BIANCO / 25x75 / (PB) ■ 73



IFIR03 - FIJI - MENTA / 25x75 / (PB) ■ 75



IFIR04 - FIJI - ACQUA / 25x75 / (PB) ■ 75



IFIR05 - FIJI - BLU NOTTE / 25x75 / (PB) ■ 75



IFIR10 - EDERA 3D BIANCO / 25x75 / (PB) ■ 74




IFIR30 - EDERA 3D MENTA / 25x75 / (PB) ■ 76



IFIR40 - EDERA 3D ACQUA / 25x75 / (PB) ■ 76



IFIR50 - EDERA 3D BLU NOTTE / 25x75 / (PB) ■ 76



IFID01 - MURANO BIANCO / 25x75 / (PB) ■ 77



IFID02 - MURANO ACQUA / 25x75 / (PB) ■ 77



IFID03 - MURANO NOTTE / 25x75 / (PB) ■ 77

IFIS04 - FIJI - STICK GRIGIO / 0,5x75 ■ 25

IFIS02 - FIJI - STICK MENTA / 0,5x75 ■ 25

IFIS01 - FIJI - STICK ACQUA / 0,5x75 ■ 25


IFIS03 - FIJI - STICK NOTTE / 0,5x75 ■ 25



IFID04 - FIJI - COMP. PETALI [A+B+C] 25x75 / (PB) ■ 130



*Nota: prezzo per scatola da 6 pz.



IFID05 - FIJI - COMP. VETRO [A+B] 25x75 / (PB) ■ 118



*Nota: prezzo per scatola da 4 pz.



VIRTUAL SHOWROOM

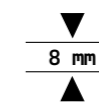


www.ideaceramica.net/showroom-360-fiji

Cod. *NB: prezzo per scatola completa.
*NB: price per full box.



LIKE



25x75
10"x29,5"

Pasta Bianca / White body

L'impasto, essendo composto da materie prime ricche di ossido di titanio conferisce un grado di bianco alla piastrella che ricorda molto la preziosa porcellana. La bicottura in pasta bianca è un materiale pregiato che garantisce facilità di lavorazione.

The dough, being composed of raw materials rich in titanium oxide, gives a degree of whiteness to the tile which is very reminiscent of the refined porcelain. The double-fired white body is a precious material that guarantees ease of processing.

Die Mischung, die aus titanoxidreichen Rohstoffen besteht, verleiht der Fliese eine Nuance von Weiß, die sehr an kostbares Porzellan erinnert. Die Weißscherbige Zweibrandfliese ist ein wertvolles Material, das eine einfache Verarbeitung garantiert.

La pâte, constituée de matières premières riches en oxyde de titane, donne au carreau un degré de blancheur qui rappelle beaucoup la précieuse porcelaine. La biccuisson en pâte blanche est un matériau précieux qui garantit une facilité de traitement.

Size Formato	SCATOLE Boxes			PALETTE Pallets		
	Pz	m ²	Kg	Box	m ²	Kg
Cm 25x75						
FONDI 25X75	8	1,50	19,20	45	67,50	864,00
LISTELLO 4,2x75	8	-	-	-	-	-
STICK 1x74,8	8	-	0,90	-	-	-

Imballi / Pesì
[Packaging / Weights]









Like

▼
8 mm
▲



ILIR01 LIKE **WHITE** / 25x75 / (PB) ■ 71




ILIR01 LIKE **WHITE** / 25x75 / (PB) ■ 71




ILIR20 LIKE **STRIPES GREY** / 25x75 / (PB) ■ 73



ILIR30 LIKE **STRIPES PEARL** / 25x75 / (PB) ■ 73



ILIR02 LIKE **GREY** / 25x75 / (PB) ■ 73



ILIR03 LIKE **PEARL** / 25x75 / (PB) ■ 73



ILIL01 LIST. **STRIPES GREY** / 4,2x75 / (PB) ■ 29



ILIL02 LIST. **STRIPES PEARL** / 4,2x75 / (PB) ■ 29



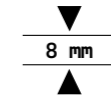
UR015 Stick **BLITZ SILVER** / 1x74,8 ■ 28



UR014 Stick **BLITZ BRONZO** / 1x74,8 ■ 28



NAIF



25x75
10"x29,5"

Pasta Bianca / White body

L'impasto, essendo composto da materie prime ricche di ossido di titanio conferisce un grado di bianco alla piastrella che ricorda molto la preziosa porcellana. La bicottura in pasta bianca è un materiale pregiato che garantisce facilità di lavorazione.

The dough, being composed of raw materials rich in titanium oxide, gives a degree of whiteness to the tile which is very reminiscent of the refined porcelain. The double-fired white body is a precious material that guarantees ease of processing.

Die Mischung, die aus titanoxidreichen Rohstoffen besteht, verleiht der Fliese eine Nuance von Weiß, die sehr an kostbares Porzellan erinnert. Die Weißscherbige Zweibrandfliese ist ein wertvolles Material, das eine einfache Verarbeitung garantiert.

La pâte, constituée de matières premières riches en oxyde de titane, donne au carreau un degré de blancheur qui rappelle beaucoup la précieuse porcelaine. La cuisson en pâte blanche est un matériau précieux qui garantit une facilité de traitement.

Size Formato	SCATOLE Boxes			PALETTE Pallets		
	Pz	m ²	Kg	Box	m ²	Kg
Cm 25x75						
FONDI 25X75	8	1,50	19,20	45	67,50	864,00
CERCHI	8	1,50	19,20	45	67,50	864,00
FLORA	8	1,50	19,20	45	67,50	864,00
ACQUERELLO	8	1,50	19,20	45	67,50	864,00
CASCATA	4	0,75	9,60	-	-	-

Imballi / Pesi
[Packaging / Weights]





architetture
THE DRAWING CENTER
Jean Vendome







Acciaio + Cerchi Dark + Juta




Aquamarine + Cerchi Light + Juta






Naif

▼
8 mm
▲



INAR01 - NAIF - JUTA BIANCA / 25x75 / (PB) ■ 71



INAR02 - NAIF - ACCIAIO / 25x75 / (PB) ■ 71




INAR03 - NAIF - AQUAMARINE / 25x75 / (PB) ■ 73




INAR04 - NAIF - VELLUTO BLU / 25x75 / (PB) ■ 73



INAR05 - NAIF - SMERALDO / 25x75 / (PB) ■ 73



INAD02 - CERCHI DARK / 25x75 / (PB) ■ 77



INAD01 - CERCHI LIGHT / 25x75 / (PB) ■ 77



INAD03 - COMP. ACQUERELLO [A+B+C+D] / 25x75 / (PB) ■ 134

*Nota: prezzo per scatola da 8 pz.



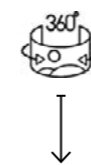
INAD05 - COMP. FLORA [A+B] / 25x75 / (PB) ■ 134

*Nota: prezzo per scatola da 8 pz.



INAD04 - COMP. CASCATA [A+B] / 25x75 / (PB) ■ 118

*Nota: prezzo per scatola da 4 pz.



VIRTUAL SHOWROOM


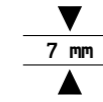


www.ideaceramica.net/naif

Cod. *NB: prezzo per scatola completa.
*NB: price per full box.



WHITE PROJECT



30x60
12"x24"

Pasta Bianca / White body

L'impasto, essendo composto da materie prime ricche di ossido di titanio conferisce un grado di bianco alla piastrella che ricorda molto la preziosa porcellana. La bicottura in pasta bianca è un materiale pregiato che garantisce facilità di lavorazione.

The dough, being composed of raw materials rich in titanium oxide, gives a degree of whiteness to the tile which is very reminiscent of the refined porcelain. The double-fired white body is a precious material that guarantees ease of processing.

Die Mischung, die aus titanoxidreichen Rohstoffen besteht, verleiht der Fliese eine Nuance von Weiß, die sehr an kostbares Porzellan erinnert. Die Weißscherbige Zweibrandfliese ist ein wertvolles Material, das eine einfache Verarbeitung garantiert.

La pâte, constituée de matières premières riches en oxyde de titane, donne au carreau un degré de blancheur qui rappelle beaucoup la précieuse porcelaine. La biccottura en pâte blanche est un matériau précieux qui garantit une facilité de traitement.

FORMATO Size	SPESSORE Thickness	SCATOLE Boxes	SCATOLE Boxes	SCATOLE Boxes	PALETTE Pallets	PALETTE Pallets	PALETTE Pallets
cm	mm	pcs	m ²	kg	box	m ²	kg
30x60	7	8	1,44	17,50	72	103,68	1260

Imballi / Pesì
[Packaging / Weights]





White Project



White Project

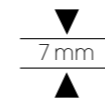
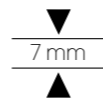
Seta



Wall tiles: SETA / GRAU 30x60 + MUR GRIGIO 30x60 + WEISS 30x60

Floor tiles: BETON / LIGHT GREY / 30x60

White Project




Seta

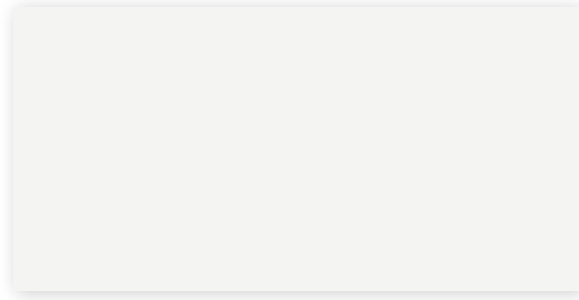
Glossy
LUCIDO

Matt

Matt



MWBI02 White Project WHITE LUX / 30x60 █ 53



MWBI01 White Project WHITE MATT / 30x60 █ 53



IWSI01 Seta WEISS / 30x60 █ 59



MWBI08 White Project L36BEIGE LUX / 30x60 █ 53



MWBI06 White Project M36BEIGE MATT / 30x60 █ 53




IWSI02 Seta GRAU / 30x60 █ 59



IWSI03 Seta PERGAMON / 30x60 █ 59



MWBI07 White Project L36GREY LUX / 30x60 █ 53




MWBI05 White Project M36GREY MATT / 30x60 █ 53



IWSI04 Seta MUR GRIGIO / 30x60 █ 64




IWSI05 Seta MUR BEIGE / 30x60 █ 64




MWBI10 White Project M36 DECO GRIGIO / 30x60 █ 64



MWBI09 White Project M36 DECO BEIGE / 30x60 █ 64



MWBI04 White Project L36BUMP LUX / 30x60 █ 53



MWBI03 White Project M36BUMP MATT / 30x60 █ 53

Bump

Bump

Matching Stick

Matching Stick: 0,5x60 █ 33 10 pz.

BS001 STICK CHIC SILVER / 0,5x60

BS002 STICK CHIC GOLD / 0,5x60

Matching Stick: 1x60 █ 26 8 pz.

UR006_Stick Black

UR001_Stick Argento

UR007_Stick Pink

UR002_Stick Bordeaux

UR008_Stick Electric Blue

UR003_Stick Rosso

UR009_Stick Blue Tiffany

UR004_Stick Petrolio

UR010_Stick Dark Brown

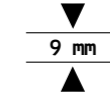
UR005_Stick Glicine



BEST

Bicottura tradizionale
 Traditional double fired
 Bi-cuisson traditionnelle
 Zweibrandfliesen

Monocalibro / Monocaliber / Monocalibre / In einem werkmass



25x60
 10"x24"

Size Formato	SCATOLE Boxes			PALETTE Pallets		
	Pz	m ²	Kg	Box	m ²	Kg
Cm 25x60						
FONDI 25X60	9	1,35	19,18	48	64,80	920,48
LIST. CHIC 4x60	6	0,16	2,47	-	-	-
STICK CHIC 0,5x60	10	-	0,09	-	-	-


Imballi / Pesì
 [Packaging / Weights]



Sculpture Ice



Wall Ice



Sculpture Ivory



Best

9 mm



BS100 Best ICE / 25x60 ■ 56



BS300 WALL ICE / 25x60 ■ 63



BS200 SCULPTURE ICE / 25x60 ■ 63



BS700 Best ULTRA WHITE / 25x60 ■ 56



BS800 SCULPTURE ULTRA WHITE / 25x60 ■ 63



BS400 Best IVORY / 25x60 ■ 56



BS600 WALL IVORY / 25x60 ■ 63



BS500 SCULPTURE IVORY / 25x60 ■ 63



BS101 LIST. CHIC ICE / 4x60 ■ 28



BS401 LIST. CHIC IVORY / 4x60 ■ 28




BS701 LIST. CHIC ULTRA WHITE / 4x60 ■ 28



BS001 STICK CHIC SILVER / 0,5x60 ■ 33



BS002 STICK CHIC GOLD / 0,5x60 ■ 33



Sculpture Ultra White

OAK / Blonde



EVERGREEN

Bicottura tradizionale
 Traditional double fired
 Bi-cuisson traditionnelle
 Zweibrandfliesen

Monocalibro / Monocaliber / Monocalibre / In einem werkmass



25x60
 10"x24"

Size Formato

Cm 25x60

FONDI 25X60
 EVERBRICK 25x60
 LIST. EVER 4,5x60
 LIST. BRICK 4,8x60
 STICK 1x60

SCATOLE Boxes

Pz
 9
 9
 8
 8
 8

m²

1,35
 1,35
 -
 -
 -

Kg

19,18
 19,18
 3,30
 3,30
 0,70

PALETTE Pallets

Box
 48
 48
 -
 -
 -

m²

64,80
 64,80
 -
 -
 -

Kg

920,48
 920,48
 -
 -
 -

Imballi / Pesi
 [Packaging / Weights]



Everbrick Smoke

Smoke + Ice



Evergreen

▼
9 mm
▲



EVG950 EVERGREEN CREAM / 25x60 █ 56



EVG700 EVERGREEN HONEY / 25x60 █ 56



EVG710 EVERBRICK HONEY / 25x60 █ 63



EVG610 EVERBRICK ICE / 25x60 █ 63



EVG810 EVERBRICK SMOKE / 25x60 █ 63



EVG600 EVERGREEN ICE / 25x60 █ 56



EVG800 EVERGREEN SMOKE / 25x60 █ 56



EVG901 LIST.EVER SMOKE / 4,5x60 █ 29




EVG601 LIST.EVER HONEY / 4,5x60 █ 29



EVG951 LIST.BRICK SMOKE / 4,8x60 █ 29



EVG851 LIST.BRICK HONEY / 4,8x60 █ 29

Matching Stick: 1x60 █ 26  8 pz.

UR003_Stick Rosso

UR002_Stick Bordeaux

UR006_Stick Black

UR010_Stick Dark Brown

UR001_Stick Argento



Everbrick Smoke

OAK / White




KI MATCH

Bicottura tradizionale
 Traditional double fired
 Bi-cuisson traditionnelle
 Zweibrandfliesen

Monocalibro / Monocaliber / Monocalibre / In einem werkmass

▼
 8 mm
 ▲



25x60
 10"x24"

FORMATO Size	SPESSORE Thickness	SCATOLE Boxes			PALETTE Pallets		
		pcs	m ²	kg	box	m ²	kg
25x60	8	10	1,50	19,50	48	72,00	936
DECORI	8	10	1,50	19,50	48	72,00	936

Imballi / Pesi
 [Packaging / Weights]












Ki Match

▼
8 mm
▲

FONDI



25x60 GREY
IKYR03 ■ 56



25x60 BEIGE
IKYR02 ■ 56



25x60 WHITE
IKYR01 ■ 56



25x60 MUD
IKYR04 ■ 56



25x60 NAVY
IKYR05 ■ 56

DECORI



25x60 KENZIA GREY
IKYD05 / 8 faces ■ 63



25x60 KENZIA BEIGE
IKYD04 / 8 faces ■ 63



25x60 SKETCH UNI
IKYD03 / 8 faces ■ 63



25x60 PLANK MUD
IKYD01 / 8 faces ■ 63




25x60 PLANK NAVY
IKYD02 / 8 faces ■ 63

WARM



COLD



Kenzia

Sketch UNI


Plank

Ki Match




Kenzia / 8 faces

Plank / 8 faces



Sketch UNI / 8 faces



SUPERFICI

Bicottura tradizionale
 Traditional double fired
 Bi-cuisson traditionnelle
 Zweibrandfliesen

Monocalibro / Monocaliber / Monocalibre / In einem werkmass

▼
 8 mm
 ▲



25x60
 10"x24"

FORMATO Size	SPESSORE Thickness	SCATOLE Boxes			PALETTE Pallets		
		pcs	m ²	kg	box	m ²	kg
25x60	8	10	1,50	19,50	48	72,00	936
DECORI	8	10	1,50	19,50	48	72,00	936

Imballi / Pesi
 [Packaging / Weights]







↑ FLOOR / *Oak* NATURAL

WALL / OCEANO + *Materia* UNI / 25x60 ↑

Superfici

Glossy
LUCIDO

8 mm

BEIGE



IUPR02 Superfici BEIGE / 25x60

64


RICAMI
[4 facce]



IUPR07 RICAMI Beige / 25x60


73

GRIGIO



IUPR03 Superfici GRIGIO / 25x60


64



IUPR08 RICAMI Grigio / 25x60

73

BIANCO



IUPR01 Superfici BIANCO / 25x60

64



IUPR06 RICAMI Bianco / 25x60

73

CELESTE



IUPR04 Superfici CELESTE / 25x60

64



IUPR09 RICAMI Celeste / 25x60


73

OCEANO



IUPR05 Superfici OCEANO / 25x60

64



IUPR10 RICAMI Oceano / 25x60

73



Rilievi



IUPR11 RILIEVI Uni / 25x60


67

Materia
[2 facce]



IUPR12 MATERIA Uni / 25x60

67

Matching Stick: 1x60  8 pz.

UR001 Stick Argento / 1x60

26

UR012 Stick Cromo Verde / 1x60

26

UR013 Stick Cromo Azzurro / 1x60

26



VERNISSAGE

Bicottura tradizionale
 Traditional double fired
 Bi-cuisson traditionnelle
 Zweibrandfliesen

Monocalibro / Monocaliber / Monocalibre / In einem werkmass

▼
 8 mm
 ▲



25x60
 10"x24"

FORMATO Size	SPESSORE Thickness	SCATOLE Boxes			PALETTE Pallets		
		pcs	m ²	kg	box	m ²	kg
25x60	8	10	1,50	19,50	48	72,00	936
TROPICANA	8	10	1,50	19,50	-	-	-

Imballi / Pesi
 [Packaging / Weights]









↑ ACRILICO PORPORA



↑ ACRILICO DENIM


Vernissage

▼
8 mm
▲

Oliva



IVA300 Vernissage OLIVA / 25x60 ■ 64



IVA350 TRAME OLIVA / 25x60 ■ 66

Cenere



IVA600 Vernissage CENERE / 25x60 ■ 62




IVA650 TRAME CENERE / 25x60 ■ 66

Denim



IVA400 Vernissage DENIM / 25x60 ■ 64



IVA450 TRAME DENIM / 25x60 ■ 66

Neve




IVA100 Vernissage NEVE / 25x60 ■ 62



IVA150 TRAME NEVE / 25x60 ■ 66

Porpora




IVA500 Vernissage PORPORA / 25x60 ■ 64



IVA550 TRAME PORPORA / 25x60 ■ 66

Eccru



IVA200 Vernissage ECRU / 25x60 ■ 62



IVA250 TRAME ECRU / 25x60 ■ 66



IVAR23 ACRILICO DENIM / 25x60 ■ 73

ACRILICO



IVAR24 ACRILICO PORPORA / 25x60 ■ 73

PATTERN



IVAR21 PATTERN MIX DENIM / 25x60 ■ 73



IVAR22 PATTERN MIX CENERE / 25x60 ■ 73

LOSANGA



IVAR26 DEC. LOSANGA SILVER / 25x60 ■ 59



IVAR27 DEC. LOSANGA GOLD / 25x60 ■ 59



IVAL01 LIST. LOSANGA SILVER / 4x60 ■ 31




IVAL02 LIST. LOSANGA GOLD / 4x60 ■ 31

TROPICANA



IVAR25 COMPOSIZIONE TROPICANA 25x60 [10 facce] ■ 126

Matching Stick: 0,5x60  10 pz.

BS001 Stick CHIC SILVER / 0,5x60 ■ 33

BS002 Stick CHIC GOLD / 0,5x60 ■ 33

Matching Stick: 1x60  8 pz.

UR001 Stick Argento / 1x60 ■ 26

UR013 Stick Cromo Azzurro / 1x60 ■ 26

UR011 Stick Cromo Rosso / 1x60 ■ 26

UR012 Stick Cromo Verde / 1x60 ■ 26

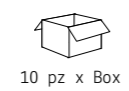
Tropicana



05 E
04 D
03 C
02 B
01 A

10 L
09 I
08 H
07 G
06 F

01 A * La prima da posare in angolo a SX.
01 A * The first to be placed in the left corner.



10 pz x Box

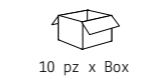
IVAR25 COMPOSIZIONE TROPICANA / 25x60 / 10 Facce

10 pz. (120x125 cm) 1,5 mq.
10 pz. per box (dalla 01 alla 10)

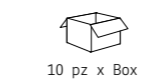
Composizione 10 Facce / 10 Tiles

120x125 h / Ripetibili / Verticale / Orizzontale
120x125 h / Seamless / Vertical / Horizontal


*Prezzo per scatola da 10 pz. ■ 126



10 pz x Box



10 pz x Box



Verticale

125 cm

250 cm

125 cm

120 cm

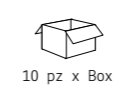
Orizzontale

240 cm

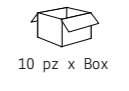
120 cm

120 cm


125 cm



10 pz x Box



10 pz x Box



MARVEL

Bicottura tradizionale
 Traditional double fired
 Bi-cuisson traditionnelle
 Zweibrandfliesen

Monocalibro / Monocaliber / Monocalibre / In einem werkmass

▼
 8 mm
 ▲




20x60
 10"x24"

FORMATO Size	SPESSORE Thickness	SCATOLE Boxes	SCATOLE		PALETTE Pallets	PALETTE	
			Boxes	kg		Pallets	kg
cm	mm	pcs	m ²	kg	box	m ²	kg
20x60	8	12	1,44	18,50	56	80,64	1036
MURETTO	8	12	1,44	18,50	56	80,64	1036
ESAGONO	8	12	1,44	18,50	56	80,64	1036
45x45 Floor	8,2	8	1,66	26,24	48	79,68	1260

Imballi / Pesi
 [Packaging / Weights]





20X60

MARVEL

▼
8 mm
▲

Marvel
Grigio



IMAR03 Marvel
GRIGIO
■ 56

IMAR01 Marvel
BEIGE



Marvel
Beige

Marvel
Grigio scuro



IMAR04 Marvel
GRIGIO SCURO
■ 56

IMAR02 Marvel
BEIGE SCURO



Marvel
Beige scuro

Marvel
Muretto
Grigio




IMAR21 MUR.
Marvel GRIGIO
■ 63

IMAR20 MUR.
Marvel BEIGE



Marvel
Muretto
Beige

Marvel
Esagono
Grigio



IMAR11 MOS.
Esagono GRIGIO
■ 63

IMAR10 MOS.
Esagono BEIGE



Marvel
Esagono
Beige

Pavimento

Matching Floor

RIFLESSI



45,5x45,5
Riflessi
Grigio

FRGR425 GRIGIO ■ 50
▼
8,2 mm
▲

45,5x45,5
Riflessi
Beige

FRBE425 BEIGE ■ 50
▼
8,2 mm
▲





SHINE



Bicottura tradizionale
 Traditional double fired
 Bi-cuisson traditionnelle
 Zweibrandfliesen

Monocalibro / Monocaliber / Monocalibre / In einem werkmass

▼
 8 mm
 ▲



20x60
 10"x24"

FORMATO Size	SPESSORE Thickness	SCATOLE Boxes			PALETTE Pallets		
cm	mm	pcs	m ²	kg	box	m ²	kg
20x60	8	12	1,44	18,50	56	80,64	1036
MURETTO	8	12	1,44	18,50	56	80,64	1036
MOSAICO	8	12	1,44	18,50	56	80,64	1036
45x45 Floor	8,2	8	1,66	26,24	48	79,68	1260

Imballi / Pesi
 [Packaging / Weights]





20X60

Shine

Glossy
LUCIDO

8 mm

Bianco
Uni



ISHR01 Shine UNI
■ 56

ISHR01 Shine UNI
■ 56

Bianco
Uni



Shine
Grigio




ISHR03 Shine
GRIGIO
■ 56

ISHR02 Shine
BEIGE
■ 56

Shine
BEIGE



Shine
Muretto
Grigio




ISHR31 MUR.
Shine GRIGIO
■ 63

ISHR21 MUR.
Shine BEIGE
■ 63

Shine
Muretto
Beige



Shine
Mosaico
Grigio



ISHR30 MOS.
Shine GRIGIO
■ 63

ISHR20 MOS.
Shine BEIGE
■ 63

Shine
Mosaico
Beige



Pavimento

Matching Floor

RIFLESSI



45,5x45,5
Riflessi
Grigio

FRGR425 GRIGIO ■ 50
8,2 mm

45,5x45,5
Riflessi
Beige

FRBE425 BEIGE ■ 50
8,2 mm






LUCE LUX & LUCE MATT


Bicottura tradizionale
Traditional double fired
Bi-cuisson traditionnelle
Zweibrandfliesen

Monocalibro / Monocaliber / Monocalibre / In einem werkmass

LUCE LUX



ILUR01 LUCE LUX / 20x20 ■ 39



ILUR10 FORM MINORI / 20x20 ■ 64


MINORI
FORM
33 FACCE

8mm



20x20
8"x8"

LUCE MATT



ILUR02 LUCE MATT / 20x20 ■ 39



ILUR20 CEMENTINE Mix /20x20 ■ 64

Cementine
MIX
28 FACCE

8mm



20x20
8"x8"

FORMATO
Size

cm
20x20 LUCE LUX
20x20 LUCE MATT
20x20 CEMENTINE MIX
20x20 MINORI FORM

SPESSORE
Thickness

mm
8
8
8
8

SCATOLE
Boxes

pcs	m ²	kg
30	1,20	16,23
30	1,20	16,23
30	1,20	16,23
30	1,20	16,23



PALETTE
Pallets

box	m ²	kg
72	86,40	1169
72	86,40	1169
72	86,40	1169
72	86,40	1169



Imballi / Pesì
[Packaging / Weights]





20X20

Luce LUX

8 mm



33 FACCE DIFFERENTI / 33 FACES



20X20

Luce MATT

8mm



28 FACCE DIFFERENTI / 28 FACES

Pavimento
WOOD





V2



PEI 4


MANHATTAN

Gres Porcellanato
Porcelain stoneware
Grès cérame
Feinsteinzeug

30x120
12"x48"



▼
9,5 mm
▲



▼
9,5 mm
▲

RETTIFICATO / R9

20x120
8"x48"

FORMATO Size	SPESSORE Thickness	SCATOLE Boxes			PALETTE Pallets		
		pcs	m ²	kg	box	m ²	kg
30x120	9,5	4	1,44	28,60	30	43,20	880
20x120	9,5	6	1,44	28,60	36	51,84	1050

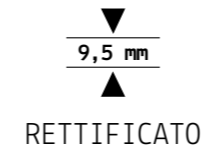
Imballi / Pesì
[Packaging / Weights]



30X120
20X120

Manhattan

Gres Porcellanato / Porcelain stoneware / Grès cérame / Feinsteinzeug



30X120
20X120

Soft Brown

MA100C Soft Brown Manhattan / 30x120 ■ 83



MA110C Soft Brown Manhattan / 20x120 ■ 83

Soft Grey

MA400C Soft Grey Manhattan / 30x120 ■ 83



MA410C Soft Grey Manhattan / 20x120 ■ 83

Brown


MA200C Brown Manhattan / 30x120 ■ 83



MA210C Brown Manhattan / 20x120 ■ 83

Hard Grey

MA500C Hard Grey Manhattan / 30x120 ■ 83



MA510C Hard Grey Manhattan / 20x120 ■ 83

Hard Brown

MA300C Hard Brown Manhattan / 30x120 ■ 83



MA310C Hard Brown Manhattan / 20x120 ■ 83

Skirting ■ 24

6,5x120 / 3"x 48"



8 pz
15 Kg.



MA105 Batt. Soft Brown



MA205 Batt. Brown



MA405 Batt. Soft Grey



MA305 Batt. Hard Brown



MA505 Batt. Hard Grey

Vendita solo a scatole complete. To be sold as full box only.
Vendable uniquement en boîtes entières. Abnahme nur volle pakete.

Manhattan

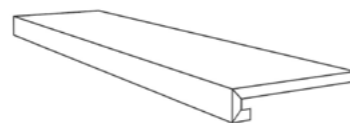
Gres Porcellanato / Porcelain stoneware / Grès cérame / Feinsteinzeug

Special pieces

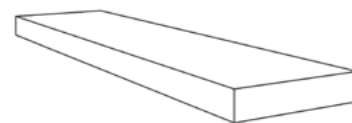
Pezzi speciali

30x120 / 12"x 48"

Gradino costa retta ■ 121



Angolare DX e SX ■ 129

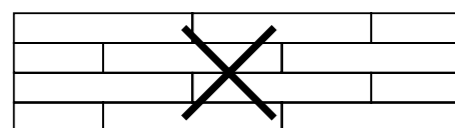


Consigli di posa / Conseils de pose / Verlegeempfehlungen

Installation advise

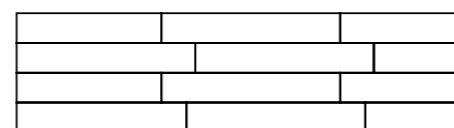


NO 50%




Mix solution: 30x120 / 20x120

OK



Mix solution: 30x120 (60%) / 20x120 (40%)





V2



PEI 4

ONTARIO

Gres Porcellanato
 Porcelain stoneware
 Grès cérame
 Feinsteinzeug

30x120
 12"x48"



▼
 9,5 mm
 ▲

▼
 9,5 mm
 ▲



RETTIFICATO / R9

20x120
 8"x48"

FORMATO Size	SPESSORE Thickness	SCATOLE Boxes			PALETTE Pallets		
		pcs	m ²	kg	box	m ²	kg
30x120	9,5	4	1,44	28,60	30	43,20	880
20x120	9,5	6	1,44	28,60	36	51,84	1050

Imballi / Pesi
 [Packaging / Weights]



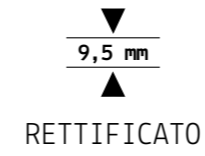




30X120
20X120

Ontario

Gres Porcellanato / Porcelain stoneware / Grès cérame / Feinsteinzeug



30X120
20X120

Naturale

IONP50C Ontario NATURALE / 30x120 ■ 83



IONP05C Ontario NATURALE / 20x120 ■ 83

Miele

IONP30C Ontario MIELE / 30x120 ■ 83



IONP03C Ontario MIELE / 20x120 ■ 83

Grigio

IONP40C Ontario GRIGIO / 30x120 ■ 83



IONP04C Ontario GRIGIO / 20x120 ■ 83

Bianco

IONP10C Ontario BIANCO / 30x120 ■ 83



IONP01C Ontario BIANCO / 20x120 ■ 83

Skirting ■ 24
6,5x120



8 pz
15 Kg.



IONB05 BATT. Ontario NATURALE



IONB03 BATT. Ontario MIELE



IONB01 BATT. Ontario BIANCO



IONB04 BATT. Ontario GRIGIO

Vendita solo a scatole complete. To be sold as full box only.
Vendable uniquement en boites entières. Abnahme nur volle pakete.

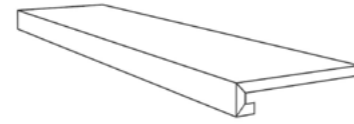
Ontario

Gres Porcellanato / Porcelain stoneware / Grès cérame / Feinsteinzeug

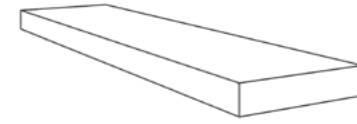
Special pieces Pezzi speciali

30x120 / 12"x 48"

Gradino costa retta ■ 121



Angolare DX e SX ■ 129

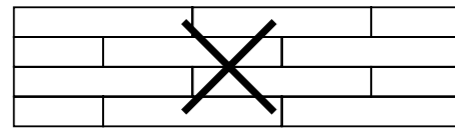


Consigli di posa / Conseils de pose / Verlegeempfehlungen

Installation advise

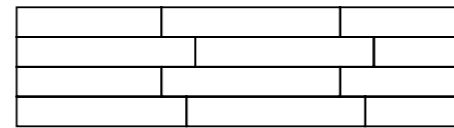


NO 50%



Mix solution: 30x120 / 20x120

OK



Mix solution: 30x120 (60%) / 20x120 (40%)





V2

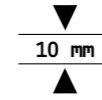
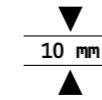


PEI 4

OAK

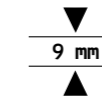
Gres Porcellanato
Porcelain stoneware
Grès cérame
Feinsteinzeug

30x120
12"x48"



RETTIFICATO / R9 + R11

20x120
8"x48"



NATURALE / R9 + R11

20x90
8"x35.5"

NATURALE / R9 + R11 Ö

FORMATO Size	SPESSORE Thickness	SCATOLE Boxes			PALETTE Pallets		
		pcs	m ²	kg	box	m ²	kg
30x120 RET	10	4	1,44	28,60	30	43,20	880
20x120 RET	10	6	1,44	28,60	36	51,84	1050
20x90 NAT	9	6	1,10	20,20	60	66,00	1212
20x90 GRIP	9	6	1,10	20,20	60	66,00	1212

Imballi / Pesì
[Packaging / Weights]





↑ OAK RED



↑ OAK DARK



30X120
20X120

Oak

Gres Porcellanato / Porcelain stoneware / Grès cérame / Feinsteinzeug

10 mm
RETTIFICATO

30X120
20X120

Blonde

IOKP210C Oak BLONDE / 30x120 ■ 83



IOKP200C Oak BLONDE / 20x120 ■ 83
IOKP220 Oak BLONDE / Grip R11 / 20x120 ■ 83

Natural

IOKP310C Oak NATURAL / 30x120 ■ 83



IOKP300C Oak NATURAL / 20x120 ■ 83
IOKP320 Oak NATURAL / Grip R11 / 20x120 ■ 83

Red

IOKP510C Oak RED / 30x120 ■ 83



IOKP500C Oak RED / 20x120 ■ 83

Dark

IOKP410C Oak DARK / 30x120 ■ 83



IOKP400C Oak DARK / 20x120 ■ 83

White

IOKP110C Oak WHITE / 30x120 ■ 83

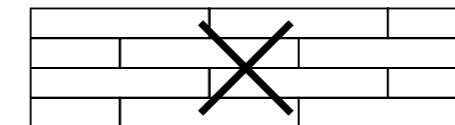


IOKP100C Oak WHITE / 20x120 ■ 83

Consigli di posa / Conseils de pose / Verlegeempfehlungen

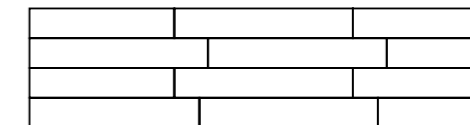
Installation advise

NO 50%



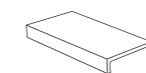
Mix solution: 30x120 / 20x120

OK



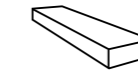
Mix solution: 30x120 (60%) / 20x120 (40%)

Pezzi Speciali
[Special items]



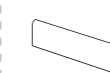
■ 121

Gradino Costa Retta
30x120 / 12"x48"



■ 129

Angolare Dx / SX
30x120 / 12"x48"



■ 24

Battiscopa
6,5x120
pcs/box 8
Kg 15

IOKB201 White
IOKB202 Blonde
IOKB203 Natural
IOKB204 Red
IOKB205 Dark

20X90

Oak

Gres Porcellanato / Porcelain stoneware / Grès cérame / Feinsteinzeug

▼
9 mm
▲
NATURALE

Blonde



20x90 BLONDE
IOKP02 / NAT / R9 █ 65
IOKP08 / GRIP / R11 █ 65

Natural



20x90 NATURAL
IOKP03 / NAT / R9 █ 65
IDEP06 / GRIP / R11 █ 65

Red



20x90 RED
IOKP04 / NAT / R9 █ 65

White



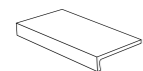
20x90 RHITE
IOKP01 / NAT / R9 █ 65

Dark



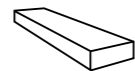
20x90 DARK
IOKP05 / NAT / R9 █ 65
IDEP07 / GRIP / R11 █ 65

Pezzi Speciali
[Special items]



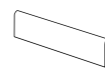
█ 116

Gradino Costa Retta
20x90



█ 121


Angolare Dx / SX
20x90



█ 9

Battiscopa
5x45
pcs/box 30
IOKB01 White
IOKB02 Blonde
IOKB03 Natural
IOKB04 Red
IOKB05 Dark

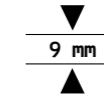




V2



PEI 4



9 mm



NATURALE / R9 + R11

20x90
8"x35.5"

BAITA

Gres Porcellanato
Porcelain stoneware
Grès cérame
Feinsteinzeug


FORMATO Size	SPESSORE Thickness	SCATOLE Boxes			PALETTE Pallets		
		pcs	m ²	kg	box	m ²	kg
20x90 NAT	9	6	1,10	20,20	60	66,00	1212
20x90 GRIP	9	6	1,10	20,20	60	66,00	1212

Imballi / Pesì
[Packaging / Weights]





↑ BAITA MEGEVE



↑ BAITA ZERMAT



20X90

Baita

Gres Porcellanato / Porcelain stoneware / Grès cérame / Feinsteinzeug

▼
9 mm
▲
NATURALE

La Villa



20x90 LA VILLA
IBAP01 / NAT / R9 ■ 65

Morzine



20x90 MORZINE
IBAP03 / NAT / R9 ■ 65

Megeve



20x90 MEGEVE
IBAP02 / NAT / R9 ■ 65
IBAP06 / GRIP / R11 ■ 65

Zermat

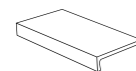


20x90 ZERMAT
IBAP04 / NAT / R9 ■ 65
IBAP05 / GRIP / R11 ■ 65



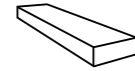
↑ BAITA ZERMAT

Pezzi Speciali [Special items]



■ 116

Gradino Costa Retta
20x90



■ 121

Angolare Dx / SX
20x90

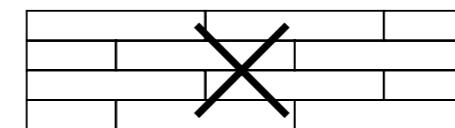


■ 11

Battiscopa
8x45
pcs/box 18
Kg 11
IBAB01 La Villa
IBAB02 Megeve
IBAB03 Morzine
IBAB04 Zermat

Consigli di posa / Conseils de pose / Verlegeempfehlungen

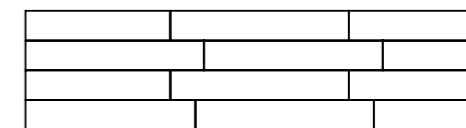
NO 50%



Mix solution: 30x120 / 20x120

Installation advise

OK



Mix solution: 30x120 (60%) / 20x120 (40%)



V2



PEI 4

OUT e IN

Gres Porcellanato
Porcelain stoneware
Grès cérame
Feinsteinzeug

▼
8,5 mm
▲



NATURALE / R11 / A+B+C

15x60
6"x24"

FORMATO Size	SPESSORE Thickness	SCATOLE Boxes	SCATOLE Boxes		PALETTE Pallets	PALETTE Pallets	
cm	mm	pcs	m ²	kg	box	m ²	kg
15x60 GRIP	9	12	1,08	18,50	60	64,80	1110

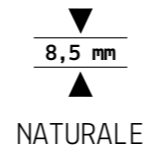
Imballi / Pesi
[Packaging / Weights]





Out & In

Gres Porcellanato / Porcelain stoneware / Grès cérame / Feinsteinzeug



Ceiba



OY200S Out&in CEIBA / 15x60 ■ 61

Grey Kane



OY300S Out&in GREY KANE / 15x60 ■ 61

Ofram



OY500S Out&in OFRAM / 15x60 ■ 61

Konk



OY400S Out&in KONK / 15x60 ■ 61

Emeri



OY100S Out&in EMERI / 15x60 ■ 61

Ceiba



Grey Kane



Ofram



Konk



Emeri



Pezzi Speciali
[Special items]



■ 94
GRADINO
Costa Retta
15x60



■ 63
ELLE
Costa Retta
15x60



■ 116
ANGOLARE
DX / SX
15x60



■ 78
GRADINO 15x60
Costa Retta
lato corto

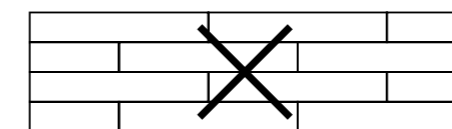


■ 8
Battiscopa
8x45
pcs/box 30
Kg 14,6

OY105 EMERI
OY205 CEIBA
OY305 GREY KANE
OY405 KONK
OY505 OFRAM

Consigli di posa / Conseils de pose / Verlegeempfehlungen

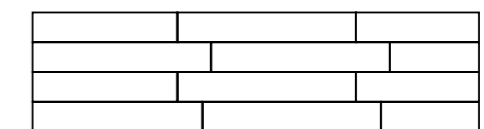
NO 50%



Mix solution: 30x120 / 20x120


Installation advise


OK



Mix solution: 30x120 (60%) / 20x120 (40%)

Pavimento
Floor tiles





V3

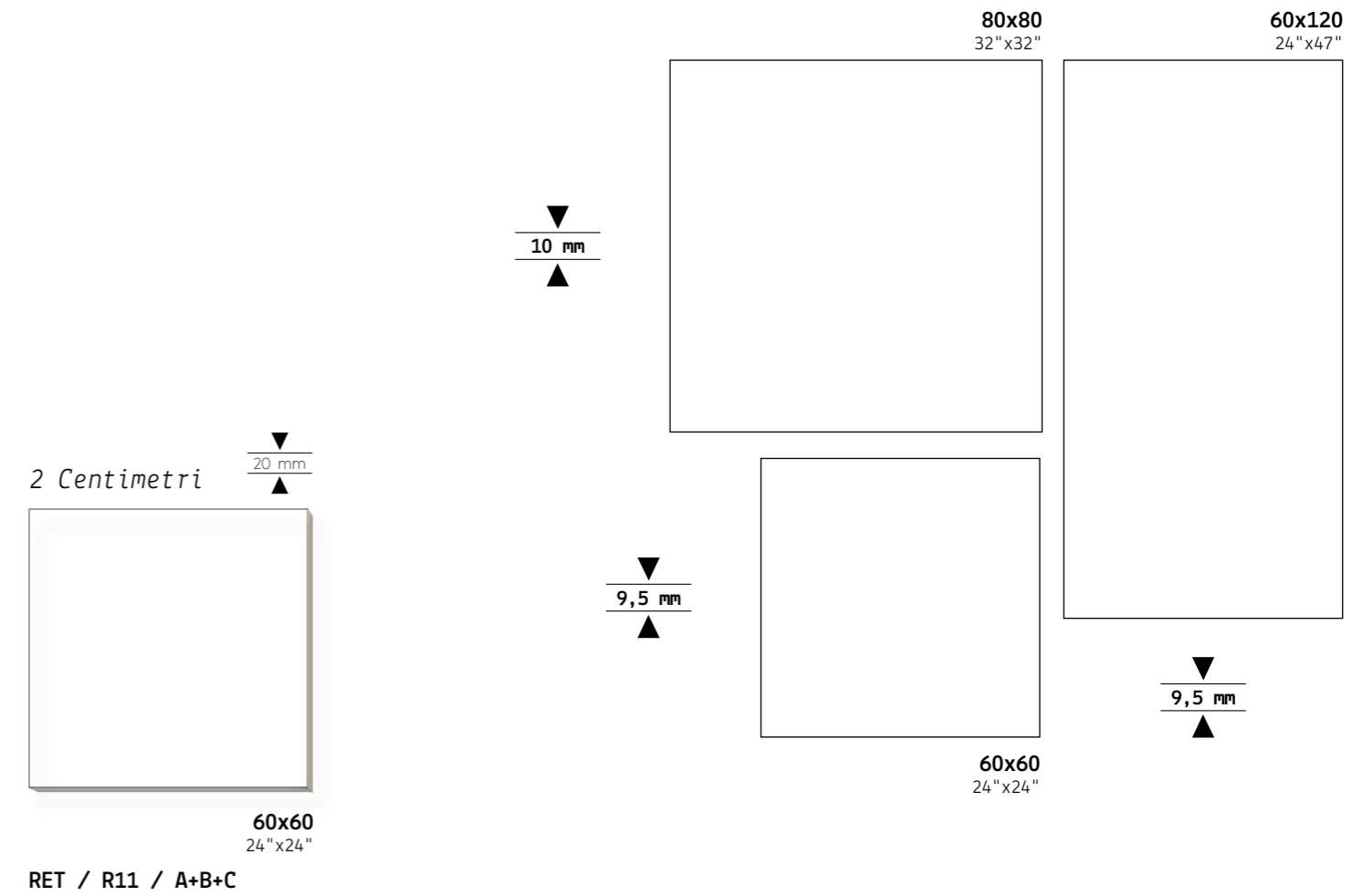


PEI 5

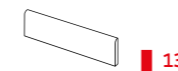
RETTIFICATO / R9

RESINA'

Gres PorcellaRETo
Porcelain stoneware
Grès cérame
Feinsteinzeug



Pezzi Speciali [Special items]



13

Battiscopa
8x60
pcs/box 15

IRSB01 Ghiaccio
IRSB02 Almond
IRSB03 Taupe
IRSB04 Grigio

FORMATO Size

cm
80x80
60x120
60x60
60x60 / 2CM
DECORI 60x120

SPESSORE Thickness

mm
10
9,5
9,5
20
9,5

SCATOLE Boxes

pcs	m ²	kg
2	1,28	27,61
2	1,44	29,00
4	1,44	29,00
2	0,72	32,00
2	1,44	30,00



PALETTE Pallets

box	m ²	kg
40	51,20	1104
30	43,20	870
30	43,20	870
32	23,04	1024
30	43,20	920



Imballi / Pesì [Packaging / Weights]









60X120
80X80
60X60
2 cm

Resinà

Gres Porcellanato / Porcelain stoneware / Grès cérame / Feinsteinzeug

9,5 mm
RETTIFICATO

GHIACCIO

80x80 GHIACCIO
IRSR09M / RET / R9 ■ 74





60x120 GHIACCIO
IRSR13 / RET / R9 ■ 74




60x60 GHIACCIO
IRSR05 / RET / R9 ■ 64

Mosaico (30x30)  9 pz


 su rete
(Mesh mounted)



5x5 MOS. RESINA GHIACCIO
IRSM01 / RET / R9 ■ 21

Mosaico (30x30)  9 pz


 su rete
(Mesh mounted)



5x5 MOS. RESINA ALMOND
IRSM02 / RET / R9 ■ 21

Resinà

80x80 ALMOND
IRSR10M / RET / R9 ■ 74



60x120 ALMOND
IRSR14 / RET / R9 ■ 74



60x60 ALMOND
IRSR06 / RET / R9 ■ 64

ALMOND

GRIGIO


80x80 GRIGIO
IRSR12M / RET / R9 ■ 74




60x120 GRIGIO
IRSR16 / RET / R9 ■ 74




60x60 GRIGIO
IRSR08 / RET / R9 ■ 64

Mosaico (30x30)  9 pz


 su rete
(Mesh mounted)



5x5 MOS. RESINA GRIGIO
IRSM03 / RET / R9 ■ 21

Mosaico (30x30)  9 pz

 su rete
(Mesh mounted)



5x5 MOS. RESINA TAUPE
IRSM04 / RET / R9 ■ 21

2 Centimetri



60x60 GRIGIO 2CM
IRSR20 / RET / R11 ■ 91

20 mm


2 Centimetri



60x60 TAUPE 2CM
IRSR19 / RET / R11 ■ 91

20 mm

80x80 TAUPE
IRSR11M / RET / R9 ■ 74



60x120 TAUPE
IRSR15 / RET / R9 ■ 74



60x60 TAUPE
IRSR07 / RET / R9 ■ 64

TAUPE

FOREST MIX



60x120 FOREST MIX
IRSD01 / RET / R9

■ 90



2 pz x Box
RANDOM

TRIANGLE GOLD MIX



60x120 TRIANGLE GOLD MIX
IRSD02 / RET / R9

■ 90



2 pz x Box
RANDOM

JUNGLE BIANCO MIX



60x120 JUNGLE BIANCO MIX
IRSD03 / RET / R9

■ 90



2 pz x Box
RANDOM

JUNGLE AVIO MIX



60x120 JUNGLE AVIO MIX
IRSD04 / RET / R9

■ 90




2 pz x Box
RANDOM



↑ Resinà JUNGLE BIANCO MIX



↑ Resinà JUNGLE AVIO MIX



V3

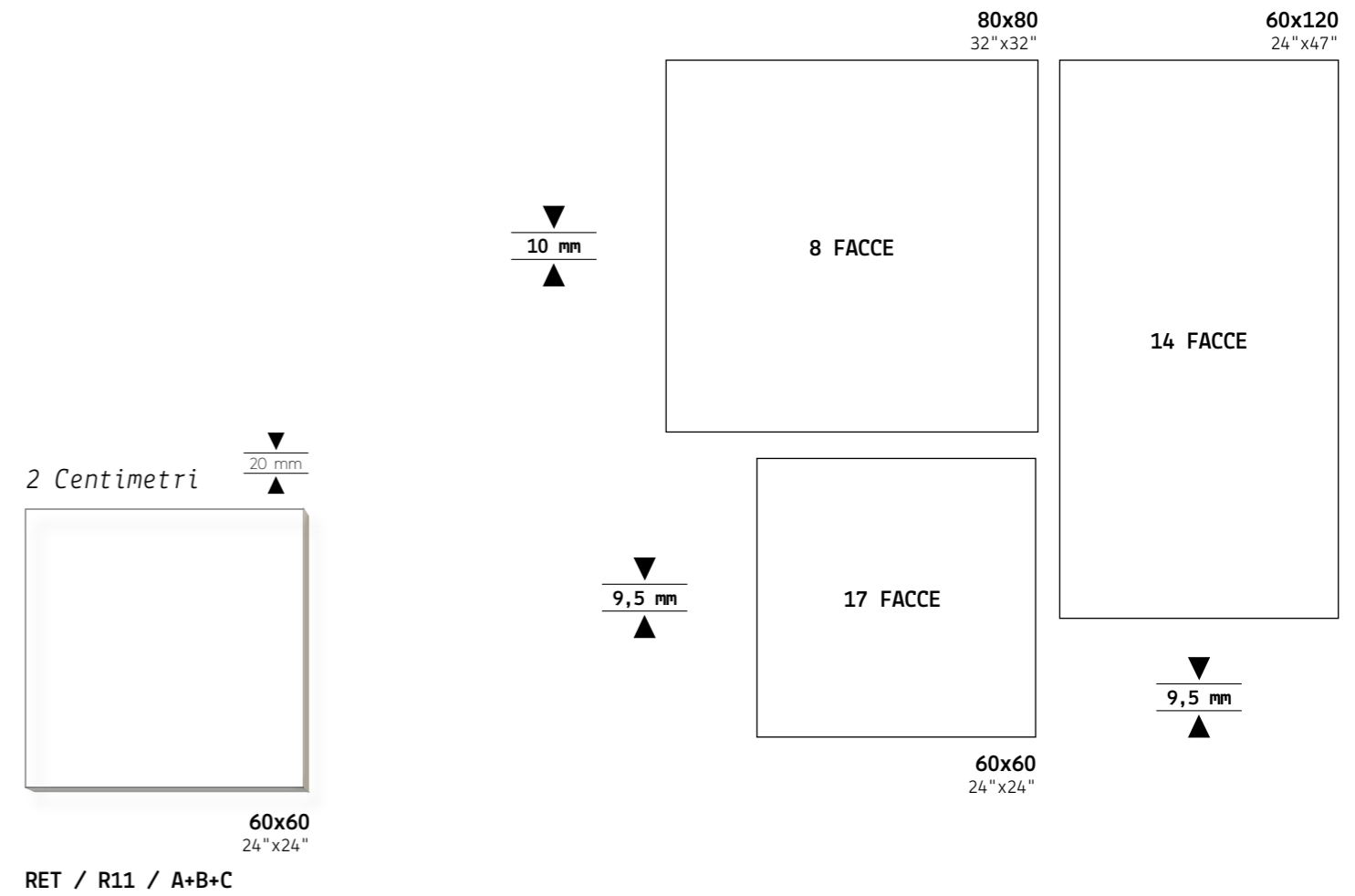


PEI 5

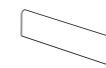
RETTIFICATO / R10

EUROPA

Gres PorcellaRETo
Porcelain stoneware
Grès cérame
Feinsteinzeug



Pezzi Speciali [Special items]



13

Battiscopa
8x60
pcs/box 15

IEUB01 PERLA
IEUB02 SABBIA
IEUB03 OFF WHITE
IEUB04 GRAFITE

FORMATO Size

cm
80x80
60x120
60x60
60x60 / 2CM

SPESSORE Thickness

mm
10
9,5
9,5
20

SCATOLE Boxes

pcs	m ²	kg
2	1,28	27,61
2	1,44	29,00
4	1,44	29,00
2	0,72	32,00



PALETTE Pallets

box	m ²	kg
40	51,20	1104
30	43,20	870
30	43,20	870
32	23,04	1024



Imballi / Pesì [Packaging / Weights]







↑ FLOOR / Europa GRAFITE



↑ FLOOR / Europa OFF WHITE / + Wall RESINA 60x120 FOREST MIX

60X120
80X80
60X60
2 cm

EUROPA

Gres PorcellaRETo / Porcelain stoneware / Grès cérame / Feinsteinzeug

9,5 mm
RETTIFICATO

OFF WHITE

80x80 OFF WHITE
IEUP15M / RET / R10 ■ 75



60x120 OFF WHITE
IEUP21 / RET / R10 ■ 75



60x60 OFF WHITE
IEUP22 / RET / R10 ■ 63

Brick



4 pz / 14,5 kg



30x60 BRICK.EU OFF WHITE
IEUM03 / RET / R10 ■ 43

4 pz / 14,5 kg

Muretto



30x60 BRICK.EU GRAFITE
IEUM04 / RET / R10 ■ 43

2 Centimetri A+B+C


20 mm



60x60 GRAFITE
IEUP12 / RET / GRIP R11 ■ 91

EUROPA

80x80 GRAFITE
IEUP16M / RET / R10 ■ 75



60x120 GRAFITE
IEUP20 / RET / R10 ■ 75



60x60 GRAFITE
IEUP08 / RET / R10 ■ 63

GRAFITE

PERLA

80x80 PERLA
IEUP13M / RET / R10 ■ 75



60x120 PERLA
IEUP17 / RET / R10 ■ 75




60x60 PERLA
IEUP05 / RET / R10 ■ 63

Brick



4 pz / 14,5 kg



30x60 BRICK.EU PERLA
IEUM01 / RET / R10 ■ 43

4 pz / 14,5 kg

Muretto



30x60 BRICK.EU SABBIA
IEUM02 / RET / R10 ■ 43

2 Centimetri A+B+C

20 mm



60x60 PERLA
IEUP09 / RET / GRIP R11 ■ 91

2 Centimetri A+B+C

20 mm



60x60 SABBIA
IEUP10 / RET / GRIP R11 ■ 91

80x80 SABBIA
IEUP14M / RET / R10 ■ 75



60x120 SABBIA
IEUP18 / RET / R10 ■ 75



60x60 SABBIA
IEUP06 / RET / R10 ■ 63

SABBIA



V3



PEI 5

RETTIFICATO / R9



BLOCK

Gres PorcellaRETo
Porcelain stoneware
Grès cérame
Feinsteinzeug

80x80
32"x32"

60x60
24"x24"

▼
10 mm
▲



▼
9,5 mm
▲

FORMATO Size	SPESSORE Thickness	SCATOLE Boxes			PALETTE Pallets		
		pcs	m ²	kg	box	m ²	kg
80x80 RET	10	2	1,28	27,61	40	51,20	1104
60x60 RET	10	4	1,44	29,00	30	43,20	870

Imballi / Pesì
[Packaging / Weights]







↑ FLOOR / Block TAUPE

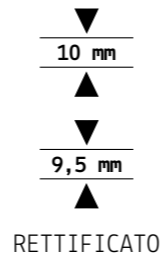


↑ FLOOR / Block SILVER

80X80
60X60

Block

Gres Porcellanato / Porcelain stoneware / Grès cérame / Feinsteinzeug



Block

SILVER

80x80 SILVER
IBLP30 / RET / R9 ■ 74



60x60 SILVER
IBLP03CC / RET / R9 ■ 64



GREY

80x80 GREY
IBLP40 / RET / R9 ■ 74



60x60 GREY
IBLP04CC / RET / R9 ■ 64



BEIGE

80x80 BEIGE
IBLP10 / RET / R9 ■ 74



60x60 BEIGE
IBLP01CC / RET / R9 ■ 64



TAUPE

80x80 TAUPE
IBLP20 / RET / R9 ■ 74



60x60 TAUPE
IBLP02CC / RET / R9 ■ 64



Pezzi Speciali
[Special items]

Skirting
Battiscopa



Battiscopa
8x60
pcs/box 15

■ 13

IBLB01 BEIGE
IBLB02 TAUPE
IBLB03 SILVER
IBLB04 GREY

FORMATO Size	SPESSORE Thickness	SCATOLE Boxes			PALETTE Pallets		
		pcs	m ²	kg	box	m ²	kg
80x80 RET	10	2	1,28	27,61	40	51,20	1104
60x60 RET	10	4	1,44	29,00	30	43,20	870

Imballi / Pesì
[Packaging / Weights]



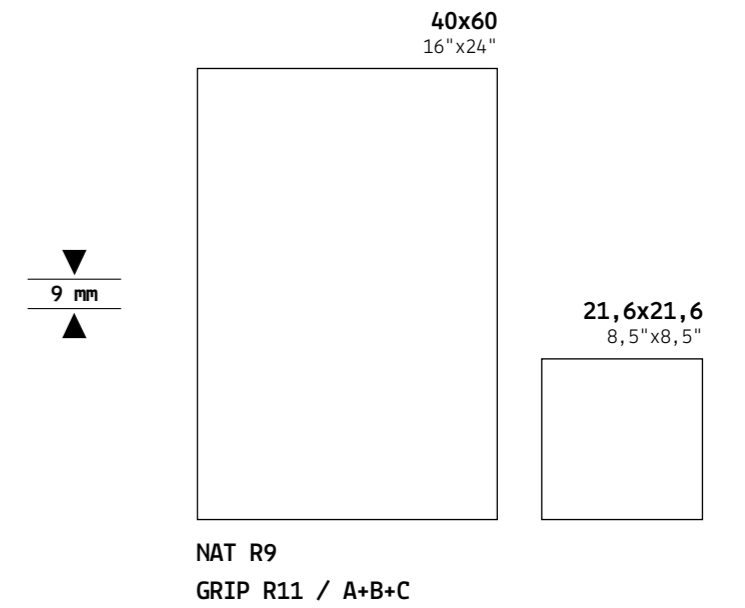
V3



PEI 5

DEA

Gres Porcellanato
 Porcelain stoneware
 Grès cérame
 Feinsteinzeug



FORMATO Size	SPESSORE Thickness	SCATOLE Boxes			PALETTE Pallets		
		pcs	m ²	kg	box	m ²	kg
40x60	9	5	1,20	23,00	48	57,60	1104
21,6x21,6	9	28	1,31	24,50	60	78,60	1470
Mosaico	9	-	-	-	-	-	-

Imballi / Pesi
 [Packaging / Weights]



↑ FLOOR / Dea IVORY / 40X60 16"X24" / Grip R11



[83%]

[17%]

LAYING SOLUTION
- Soluzioni di posa -


FLOOR / *Dea* **IVORY** / 40X60 16"X24" + 21,6X21,6 12"X24" ↑








↑ WALL / Dea **IVORY** / 21,6x21,6
 ↑ WALL / MOS. Dea **MIX** 5x5



WALL / MOS. Dea **MIX** 5x5
 (Bordo irregolare) **R9**



WALL / MOS. Dea **GOLD GRIP** 5x5
 (Bordo dritto) **R11**

FLOOR / Dea **GOLD** / 40x60 16"x24" ↑

40X60
21,6x21,6

Dea

▼
9 mm
▲
NATURALE
R9 /
R11 / A+B+C

IVORY



40x60 IVORY
IDEP05 / NAT / R9 █ 64
IDEP07 / GRIP / R11 █ 64




21,6x21,6 IVORY
IDEP01 / NAT / R9 █ 64
IDEP03 / GRIP / R11 █ 64


✂ su rete
(Mesh mounted)



5x5 MOS. DEa IVORY
IDEM01 / GRIP / R11 █ 21



5x5 MOS. DEa MIX
IDEM03 / NAT / R9 █ 21



5x5 MOS. DEa GOLD
IDEM02 / GRIP / R11 █ 21

GOLD

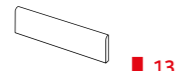


40x60 GOLD
IDEP06 / NAT / R9 █ 64
IDEP08 / GRIP / R11 █ 64

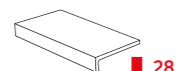


21,6x21,6 GOLD
IDEP02 / NAT / R9 █ 64
IDEP04 / GRIP / R11 █ 64



Pezzi Speciali
[Special items]



█ 13
Battiscopa
7,2x60
pcs/box 15
IDEB01 Ivory
IDEB02 Gold



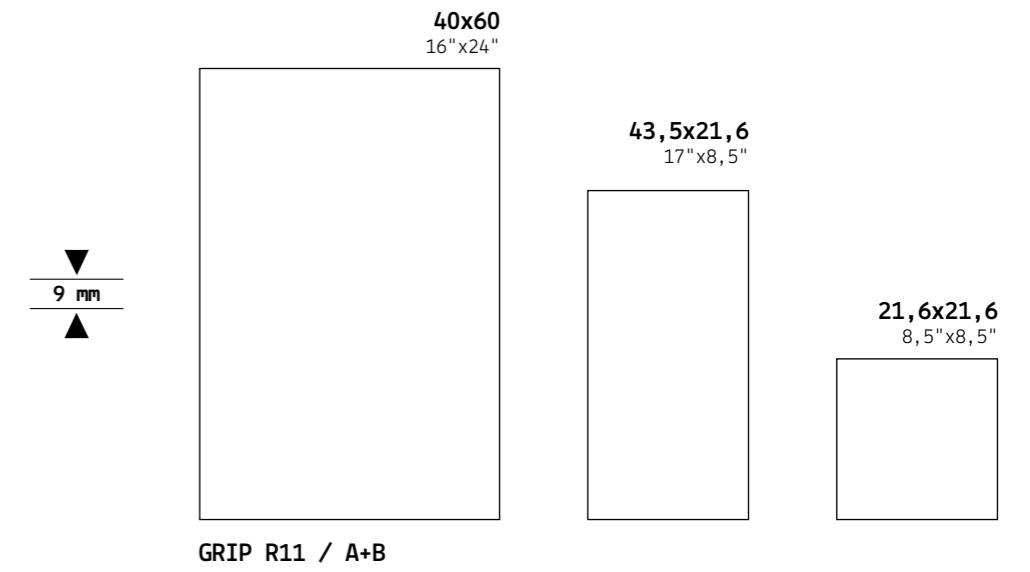
█ 28
Elle Monolitico
15x30x4
pcs/box 8
IDEP09 Ivory
IDEP10 Gold





POLAR

Gres PorcellaREto
 Porcelain stoneware
 Grès cérame
 Feinsteinzeug



FORMATO Size	SPESSORE Thickness	SCATOLE Boxes			PALETTE Pallets		
		pcs	m ²	kg	box	m ²	kg
40x60	9	5	1,20	23,00	48	57,60	1104
43,5x21,6	9	14	1,32	22,80	56	73,92	1276
21,6x21,6	9	28	1,31	24,50	60	78,60	1470


Imballi / Pesi
 [Packaging / Weights]



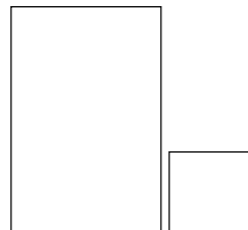








LAYING SOLUTION
- Soluzioni di posa -



FLOOR / *Polar SMOKE* / 40x60 / [83%] ↑
FLOOR / *Polar SMOKE* / 21,6x21,6 / [17%] ↑

↑ FLOOR / *Polar SAND* / 43,5x21,6 / [67%]
↑ FLOOR / *Polar SAND* / 21,6x21,6 / [33%]

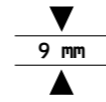


LAYING SOLUTION
- Soluzioni di posa -

40X60
43,5x21,6
21,6x21,6

Polar

Gres Porcellanato / Porcelain stoneware / Grès cérame / Feinsteinzeug



NATURALE
R11 / A+B

SAND



40x60 SAND
IPOP09 / GRIP / R11 ■ 64



21,6x43,5 SAND
IPOP05 / GRIP / R11 ■ 64



21,6x21,6 SAND
IPOP01 / GRIP / R11 ■ 64

SMOKE



40x60 SMOKE
IPOP11 / GRIP / R11 ■ 64



21,6x43,5 SMOKE
IPOP07 / GRIP / R11 ■ 64



21,6x21,6 SMOKE
IPOP03 / GRIP / R11 ■ 64

SILVER



40x60 SILVER
IPOP10 / GRIP / R11 ■ 64




21,6x43,5 SILVER
IPOP06 / GRIP / R11 ■ 64




21,6x21,6 SILVER
IPOP02 / GRIP / R11 ■ 64


ANTRAX



40x60 ANTRAX
IPOP12 / GRIP / R11 ■ 64

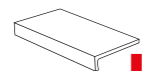


21,6x43,5 ANTRAX
IPOP08 / GRIP / R11 ■ 64



21,6x21,6 ANTRAX
IPOP04 / GRIP / R11 ■ 64

Pezzi Speciali
[Special items]



Elle Monolitico
15x30x4
pcs/box 8


■ 28

IPOP13 SAND
IPOP14 SILVER
IPOP15 SMOKE
IPOP16 ANTRAX

FORMATO Size	SPESSORE Thickness	SCATOLE Boxes	PALETTE Pallets	
cm	mm	pcs	m ²	kg
40x60	9	5	1,20	23,00
43,5x21,6	9	14	1,32	22,80
21,6x21,6	9	28	1,31	24,50

Imballi / Pesì
[Packaging / Weights]

POLAR



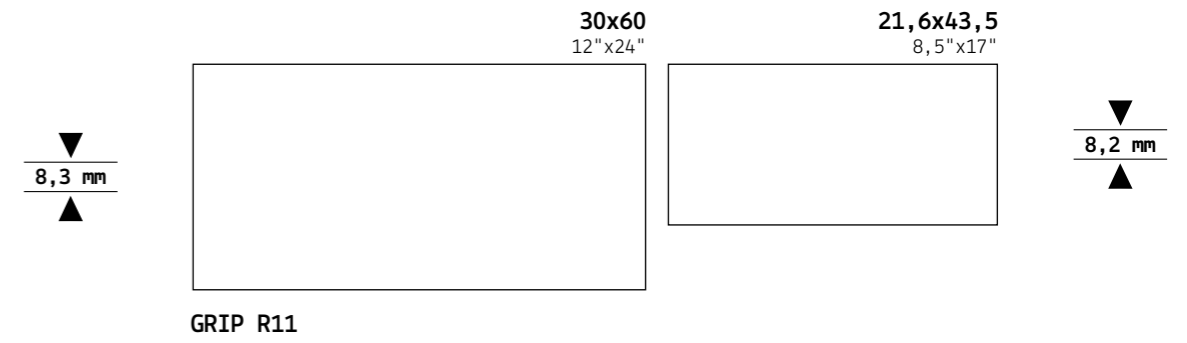
V3



PEI 4

ETERNA

Gres Porcellanato
 Porcelain stoneware
 Grès cérame
 Feinsteinzeug



FORMATO Size	SPESSORE Thickness	SCATOLE Boxes			PALETTE Pallets		
		pcs	m ²	kg	box	m ²	kg
30x60 [DRITTO]	8,3	8	1,44	25,80	40	57,60	1032
21,6x43,5 [ONDULATO]	8,2	15	1,41	21,60	56	78,96	1209

Imballi / Pesi
 [Packaging / Weights]



30X60
21,6x43,5

Eterna

Gres Porcellanato / Porcelain stoneware / Grès cérame / Feinsteinzeug

▼
8,3 mm
▲
NATURALE
R11

Naturale + Bordo Dritto



30x60 BIANCO
IETP04S / GRIP / R11

■ 59

Naturale + Bordo Ondulato



21,6x43,5 BIANCO
IETP01 / GRIP / R11

■ 59



30x60 BEIGE
IETP05S / GRIP / R11

■ 59



21,6x43,5 BEIGE
IETP02 / GRIP / R11

■ 59



30x60 GRIGIO
IETP06S / GRIP / R11

■ 59



21,6x43,5 GRIGIO
IETP03 / GRIP / R11

■ 59

▼
8,2 mm
▲

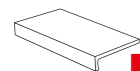
[21,6x43,5]

R11 / A+B+C

Naturale + Bordo Ondulato




Pezzi Speciali
[Special items]




■ 28

Elle Monolitico
15x30x4
pcs/box 8

IETP11 BIANCO
IETP12 BEIGE
IETP13 GRIGIO



↑ FLOOR / Eterna GRIGIO / 30x60



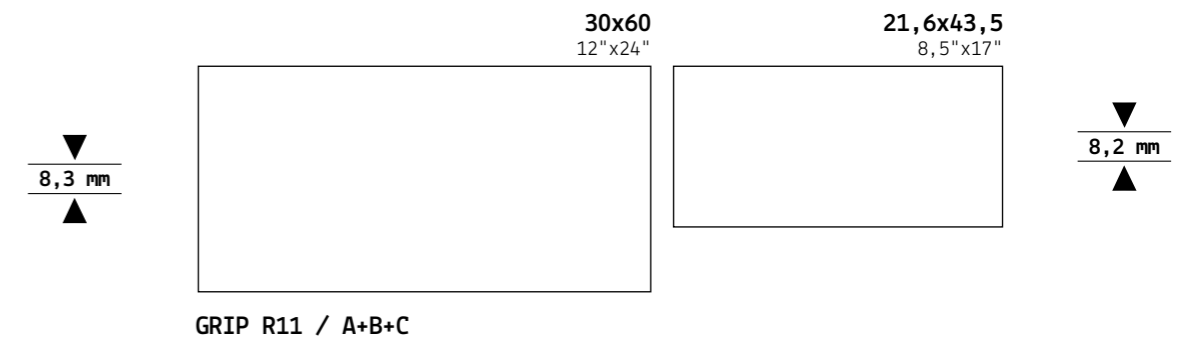
V3



PEI 4

METROPOLIS

Gres PorcellaRETo
Porcelain stoneware
Grès cérame
Feinsteinzeug



FORMATO Size	SPESSORE Thickness	SCATOLE Boxes			PALETTE Pallets		
		pcs	m ²	kg	box	m ²	kg
30x60 [S]	8,3	6	1,08	19,70	48	51,84	945
30x60	8,3	8	1,44	25,80	40	57,60	1032
30x60 RIGA [S]	8,3	6	1,08	19,70	48	51,84	945
30x60 RIGA	8,3	8	1,44	25,80	40	57,60	1032
21,6x43,5	8,2	15	1,41	21,60	56	78,96	1209

Imballi / Pesì
[Packaging / Weights]











Beige

Tortora

Grigio

Antrax

30x60 [4 colori]

22x44 [3 colori]



Beige

Tortora

Grigio

Antrax

Metropolis

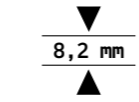
30x60

Muretto Riga

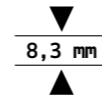
30X60
21,6x43,5

Metropolis

Gres Porcellanato / Porcelain stoneware / Grès cérame / Feinsteinzeug



[21,6x43,5]
R11 / A+B+C



NATURALE
R11 / A+B+C



30x60 TORTORA
IMEP10S / GRIP / R11
IMEP10 / GRIP / R11

■ 59



30x60 RIGA TORTORA
IMER04S / GRIP / R11
IMER04 / GRIP / R11

■ 62



21,6x43,5 TORTORA
IMEP01N / GRIP / R11

■ 59



30x60 BEIGE
IMEP11S / GRIP / R11
IMEP11 / GRIP / R11

■ 59



30x60 RIGA BEIGE
IMER01S / GRIP / R11
IMER01 / GRIP / R11

■ 62



21,6x43,5 BEIGE
IMEP02N / GRIP / R11

■ 59



30x60 GRIGIO
IMEP12S / GRIP / R11
IMEP12 / GRIP / R11

■ 59



30x60 RIGA GRIGIO
IMER02S / GRIP / R11
IMER02 / GRIP / R11

■ 62



21,6x43,5 GRIGIO
IMEP03N / GRIP / R11

■ 59



30x60 ANTRAX
IMEP13S / GRIP / R11
IMEP13 / GRIP / R11

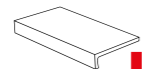
■ 59



30x60 RIGA ANTRAX
IMER03S / GRIP / R11
IMER03 / GRIP / R11

■ 62

Pezzi Speciali
[Special items]



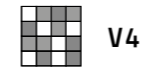

■ 28

Elle Monolitico
15x30x4
pcs/box 8

IMEP20 TORTORA
IMEP30 BEIGE
IMEP40 GRIGIO
IMEP20 ANTRAX



↑ FLOOR / Metropolis TORTORA



V4



PEI 4


POLINESIA

Gres PorcellaRETo
Porcelain stoneware
Grès cérame
Feinsteinzeug

30x60
12"x24"

21,6x21,6
8,5"x8,5"

▼
8,3 mm
▲



▼
8,8 mm
▲

NAT R9 + GRIP R11 / A+B+C

FORMATO
Size

cm

30x60 [S] R9 / R11
30x60 R9 / R11
21,6x21,6 / R9

SPESORE
Thickness

mm

8,3
8,3
8,8

SCATOLE
Boxes

pcs

6
8
28

SCATOLE
Boxes

m²

1,08
1,44
1,31

kg

19,70
25,80
25,00



PALETTE
Pallets

box

48
40
60

m²

51,84
57,60
78,60

kg



945
1032
1500



Imballi / Pesì
[Packaging / Weights]







30X60
21,6x21,6

Polinesia

Gres Porcellanato / Porcelain stoneware / Grès cérame / Feinsteinzeug

▼
8,3 mm
▲
NATURALE
R11 / A+B+C


SINGARAYA NAT R9



30x60 SINGARAYA
IPBP01S / NAT / R9
IPBP01 / NAT / R9

■ 59

PADANG GRIP R11




30x60 PADANG
IPBP11S / GRIP / R11 / A+B
IPBP11 / GRIP / R11 / A+B

■ 59

30x60
[16 FACCE]

DENPASAR

NAT R9



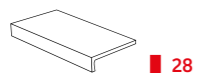
21,6x21,6 DENPASAR
IPBP02 / NAT / R9

■ 64

21,6x21,6
[18 FACCE]

▼
8,8 mm
▲
NATURALE

Pezzi Speciali
[Special items]



■ 28

IPBP20 ELLE PADANG

Elle Monolitico
15x30x4

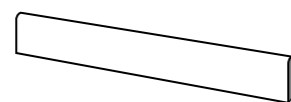


8pz

Skirting

Battiscopa

IPBB01 BATT. SINGARAYA ■ 10

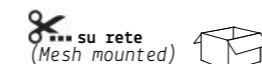


7,2x30 / 3"x12"



30 pz

Mosaico (30x30)



su rete
(Mesh mounted)




9 pz



5x5 MOS. PADANG GRIP
IPBM11 / R11 ■ 21

R11



1,5x1,5 MOS. SINGARAYA
IPBM01 / NAT / R9 ■ 43

R9



34X34

▼
9 mm
▲
NATURALE
R9 / R11



V4




PEI 4

34x34
13,3"x13,3"

PALINURO

Gres PorcellaREto
Porcelain stoneware
Grès cérame
Feinsteinzeug



FORMATO
Size

cm

34x34

SPESSORE
Thickness

mm

9

SCATOLE
Boxes

pcs

12

m²

1,39

kg

24,05



PALETTE
Pallets

box

44

m²

61,16

kg

1058



Imballi / Pesì
[Packaging / Weights]

BIANCO



34x34 BIANCO
IPAP01 / NAT / R9
IPAP05 / GRIP / R11

82

82

ACQUAMARINA



34x34 ACQUAMARINA
IPAP02 / NAT / R9
IPAP06 / GRIP / R11

82

82

AZZURRO



34x34 AZZURRO
IPAP03 / NAT / R9
IPAP07 / GRIP / R11

82

82

BLU NOTTE



34x34 BLU NOTTE
IPAP04 / NAT / R9
IPAP08 / GRIP / R11

82

82



COMMODITY



Wall & Floor




25X60

WEISS

▼
8 mm
▲

Bicottura tradizionale / Traditional double fired / Traditionnelle bi-cuisson / Zweibrandfliesen


WEISS LUX



◆ Glossy
LUCIDO


M0000N WEISS LUX 25x60 ■ 53

WEISS MATT



M0005N WEISS MATT 25x60 ■ 53


WAVE LUX



◆ Glossy
LUCIDO

M0010N WEISS WAVE LUX 25x60 ■ 60

WAVE MATT



M0015N WEISS WAVE MATT 25x60 ■ 60


20X40

WHITE SPRING

▼
6,2 mm
▲

Bicottura tradizionale / Traditional double fired / Traditionnelle bi-cuisson / Zweibrandfliesen


LUX



◆ Glossy
LUCIDO


M0020N White Spring WHITE LUX 20x40 ■ 39

MATT




M0025N White Spring WHITE MATT 20x40 ■ 39

MATT



M0022N White BLOOM MATT / 20x40 ■ 46




M0021N White FABRIC MATT / 20x40 ■ 46

25X40

WHITE and WHITE


▼
7 mm
▲

Bianco
CLASSICO




WC000 Bianco Classico 25x40 ■ 39

Bianco
CLASSICO
MATT



Ww100 Bianco Classico Matt. 25x40 ■ 39



M0023N Form. GREY GARDEN MATT / 20x40 ■ 46

FORMATO Size	SPESSORE Thickness	SCATOLE Boxes		PALETTE Pallets	
		pcs	m ²	box	m ²
25x60 WEISS	8	10	1,50	48	72,00
25x40 WHITE and WHITE	7	16	1,60	54	86,40
20x40 WHITE SPRING	6,2	20	1,60	64	102,4

Imballi / Pesì
[Packaging / Weights]



Monocalibro / Monocaliber / Monocalibre / In einem werkmass

White Spring

20x40



Wall tiles: BLOOM MATT / 20x40

White Spring

20x40



Wall tiles: FORM. GREY GARDEN MATT / 20x40

Pura



PURA

Bicottura tradizionale
Traditional double fired
Bi-cuisson traditionnelle
Zweibrandfliesen

Monocalibro / Monocaliber / Monocalibre / In einem werkmass

Ice



UR120 Pura Ice / 25x60

■ 56

Black



UR360 Pura Black / 25x60


■ 56

▼
9 mm
▲



25x60
10"x24"

Decò Genere



UR221 Pura Ins. Decò Genere / 25x60

■ 46

Decò Genere



UR121 Pura List. Decò Genere / 4,5x60

■ 29

FORMATO Size	SPESSORE Thickness	SCATOLE Boxes			PALETTE Pallets		
		pcs	m ²	kg	box	m ²	kg
25x60	9	9	1,35	19,18	48	64,80	920
Ins. DECO'	9	4	-	9,40	-	-	-
List. DECO'	9	8	-	3,30	-	-	-

Imballi / Pesì
[Packaging / Weights]





AMALFI

Bicottura tradizionale
 Traditional double fired
 Bi-cuisson traditionnelle
 Zweibrandfliesen

Monocalibro / Monocaliber / Monocalibre / In einem weizknass

▼
7mm
▲



25x40
10"x16"

FORMATO Size

cm
25x40 Conchiglia
25x40 Fondi COLORATI
25x40 MAIOLICA
25x40 ONDA
3,5x40 LISTELLO
5x40 LONDON

SPESSORE Thickness

mm
7
7
7
7
7
-

SCATOLE Boxes

pcs	m ²	kg
16	1,60	19,52
16	1,60	19,52
16	1,60	19,52
14	1,40	19,20
8	-	-
8	-	-




PALETTE Pallets

box	m ²	kg
54	86,40	1054
36	57,60	702
36	57,60	702
36	50,40	691
-	-	-
-	-	-



Imballi / Pesì
 [Packaging / Weights]





25X40

Amalfi

Glossy
LUCIDO

7mm

Onda Acqua AM210M █ 60



Acqua AM200 █ 56



Onda Mare AM410M █ 60



Mare AM400 █ 56



- AM700 MAIOLICA Acqua / 25x40 █ 60
- AM201 LISTELLO Acqua / 3,5x40 █ 11
- UR008 Stick Electric Blue / 1x60 █ 26
- AM407 London Mare / 5x40 █ 22
- AM207 London Acqua / 5x40 █ 22

Onda Conchiglia AM510M █ 60



Conchiglia AM500 █ 46



Grigio Perla AM800 █ 56



- AM810 MAIOLICA Grigio Perla / 25x40 █ 60
- AM201 LISTELLO Grigio Perla / 3,5x40 █ 11
- UR001 Stick Argento / 1x60 █ 26
- AM507 London Conchiglia / 5x40 █ 22
- AM807 London Grigio Perla / 5x40 █ 22

Onda Ambra AM110M █ 60




Ambra AM100 █ 56



Onda Malva AM310M █ 60



Malva AM300 █ 56



- AM600 MAIOLICA Ambra / 25x40 █ 60
- AM101 LISTELLO Ambra / 3,5x40 █ 11
- UR005 Stick Glicine / 1x60 █ 26
- AM307 London Malva / 5x40 █ 22
- AM107 London Ambra / 5x40 █ 22

WHITE AND WOOD

Bicottura tradizionale
Traditional double fired
Bi-cuisson traditionnelle
Zweibrandfliesen

Monocalibro / Monocaliber / Monocalibre / In einem werkmass

7 mm




25x40
10"x16"



25X40

White and Wood

7 mm



WW100 Bianco Classico Matt. ■ 39



WW400 Wood Grey ■ 39



WW300 Wood Cream ■ 39



WW410 Brick Grey / 25x40 ■ 46





WW310 Brick Cream / 25x40 ■ 46



WW405 Sigaro Cenere 3x40 ■ 10



WW305 Sigaro Noce / 3x40 ■ 10

FORMATO Size	SPESSORE Thickness	SCATOLE Boxes			PALETTE Pallets		
cm	mm	pcs	m ²	kg	box	m ²	kg
25x40 FONDI	7	16	1,60	19,52	54	86,40	1054
25x40 Muretto/Brick	7	16	1,60	19,52	54	86,40	1054
3x40 SIGARO	-	8	-	1,44	-	-	-

Imballi / Pesi
[Packaging / Weights]





25X33,3

KAYU

6,2 mm

Biccottura tradizionale / Traditional double fired / Traditionnelle bi-cuisson / Zweibrandfliesen



KY400 Kayu Cream 25x33,3 ■ 39



KY100 Kayu Ice 25x33,3 ■ 39



KY500 Kayu Taupe 25x33,3 ■ 39



KY200 Kayu Grey 25x33,3 ■ 39



KY600 Muretto Kayu Taupe 25x33,3 ■ 46



KY300 Muretto Kayu Grey 25x33,3 ■ 46



KY501 List. Kayu Taupe Geom 3x33,3 ■ 10



KY201 List. Kayu Grey Geom 3x33,3 ■ 10

FORMATO Size	SPESSORE Thickness	SCATOLE Boxes			PALETTE Pallets		
		pcs	m ²	kg	box	m ²	kg
25x33,3	6,2	21	1,748	18,46	54	94,39	997
3X3,33 LIST.	6,2	24	-	-	-	-	-

Imballi / Pesì
[Packaging / Weights]



Monocalibro / Monocaliber / Monocalibre / In einem werkmass



25X33,3

SUITE

6,2 mm

Bicottura tradizionale / Traditional double fired / Traditionnelle bi-cuisson / Zweibrandfliesen



ISUR01 Suite WHITE
25x33,3 ■ 39



ISUR04 Suite ETNIC
25x33,3 ■ 46



ISUR03 Suite GREY
25x33,3 ■ 39



ISUR02 Suite SAND
25x33,3 ■ 39



ISUL02 List. ETNIC GREY
3x33,3 ■ 10



ISUL01 List. ETNIC SAND
3x33,3 ■ 10

FORMATO Size	SPESSORE Thickness	SCATOLE Boxes			PALETTE Pallets		
		pcs	m ²	kg	box	m ²	kg
25x33,3	6,2	21	1,748	18,46	54	94,39	997
3X3,33 LIST.	6,2	24	-	-	-	-	-

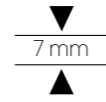
Imballi / Pesì
[Packaging / Weights]



Monocalibro / Monocaliber / Monocalibre / In einem werkmass

20X50

ANTARES



Bicottura tradizionale / Traditional double fired / Traditionnelle bi-cuisson / Zweibrandfliesen



AW200 Antares **BLANC** 20x50 ■ 46



AW100 Antares **NOIR** 20x50 ■ 46



AW500 Antares **TAUPE** 20x50 ■ 46



AW300 Antares **GRIS** 20x50 ■ 46




IAND11 Decoro **TAUPE** 20x50 ■ 61



IAND10 Decoro **GRIS** 20x50 ■ 61



AW501 List. Antares **TAUPE** 4,5x50 ■ 12



AW301 List. Antares **GRIS** 4,5x50 ■ 12



AW201 List. Antares **BLANC** 4,5x50 ■ 12

FORMATO Size	SPESSORE Thickness	SCATOLE Boxes			PALETTE Pallets			
cm	mm	pcs	m ²	kg	box	m ²	kg	
20x50 ANTARES	7	16	1,60	19,16	48	76,80	920	
4,4x50 List.	7	8	0,10	2,06	-	-	-	

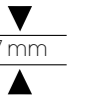
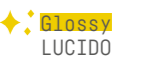
Imballi / Pesì
[Packaging / Weights]



Monocalibro / Monocaliber / Monocalibre / In einem werkmass

20X50


VICKY



Bicottura tradizionale / Traditional double fired / Traditionnelle bi-cuisson / Zweibrandfliesen



VKR100 Vicky **NEUTRO** 20x50 ■ 50



VKR100 Vicky **NEUTRO** 20x50 ■ 50



VKR101 Vicky **BEIGE** 20x50 ■ 50



VKR102 Vicky **GRIGIO** 20x50 ■ 50



VKR103 Vicky **DECORO** 20x50 ■ 61



VKR104 Vicky **STRUTT. MIX** 20x50 ■ 61

FORMATO Size	SPESSORE Thickness	SCATOLE Boxes			PALETTE Pallets			
cm	mm	pcs	m ²	kg	box	m ²	kg	
20x50 VICKY	7	16	1,60	19,16	48	76,80	920	

Imballi / Pesì
[Packaging / Weights]



Monocalibro / Monocaliber / Monocalibre / In einem werkmass



Bestone

Gres Porcellanato / Porcelain stoneware / Grès cérame / Feinsteinzeug

8,5 mm
NAT / R9 + R11

30X60

IVORY




30x60 BE IVORY
BE100 / NAT / R9 █ 60



30x60 BE IVORY
BE200 / NAT / GRIP R11 █ 60

Mosaico (30x30)

su rete
(Mesh mounted)



5x5 MOS. BE IVORY
BE202 / RET / GRIP █ 18


MUD



30x60 BE MUD
BE500 / NAT / R9 █ 60



30x60 BE MUD
BE600 / NAT / GRIP R11 █ 60



5x5 MOS. BE MUD
BE602 / RET / GRIP █ 18


ICE



30x60 BE ICE
BE300 / NAT / R9 █ 60



30x60 BE ICE
BE400 / NAT / GRIP R11 █ 60




5x5 MOS. BE ICE
BE402 / RET / GRIP █ 18


GREY



30x60 BE GREY
BE700 / NAT / R9 █ 60



30x60 BE GREY
BE800 / NAT / GRIP R11 █ 60



5x5 MOS. BE GREY
BE802 / RET / GRIP █ 18

Skirting
Battiscopa



Battiscopa
7,2x30

BE109 BATT. BE IVORY
BE309 BATT. BE ICE
BE509 BATT. BE MUD
BE709 BATT. BE GREY

FORMATO Size	SPESSORE Thickness	SCATOLE Boxes	PALETTE Pallets				
cm	mm	pcs	m ²	kg	box	m ²	kg
30x60 NAT R9	8,5	6	1,08	19,10	48	51,84	916,8
30x60 GRIP R11	8,5	6	1,08	19,10	48	51,84	916,8

Imballi / Pesì
[Packaging / Weights]



↑ FLOOR / Bestone Be MUD

V3 PEI 4

Beton

8,5 mm

30X60


Gres Porcellanato / Porcelain stoneware / Grès cérame / Feinsteinzeug

NAT / R9 + R11



NATURALE

LIGHT GREY



30x60 LIGHT GREY
BE010 / NAT / R9
BE020 / NAT / GRIP R11

60



30x60 FUMO
BE070 / NAT / R9
BE080 / NAT / GRIP R11

60

FUMO

Skirting
Battiscopa




Battiscopa
7,2x30 30 pz

BE079 BATT. LIGHT GREY
BE019 BATT. FUMO

FORMATO Size	SPESSORE Thickness	SCATOLE Boxes			PALETTE Pallets		
		pcs	m ²	kg	box	m ²	kg
30x60 NAT R9	8,5	6	1,08	19,10	48	51,84	916,8
30x60 GRIP R11	8,5	6	1,08	19,10	48	51,84	916,8

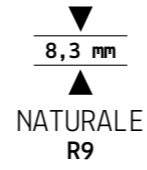
Imballi / Pesì
[Packaging / Weights]



30X60,4

PURA

Gres Porcellanato / Porcelain stoneware / Grès cérame / Feinsteinzeug



White



UR130N Pura White Naturale / 30x60,4

■ 53

Black



UR340N Pura Black Naturale / 30x60,4

Skirting
Battiscopa
8x60

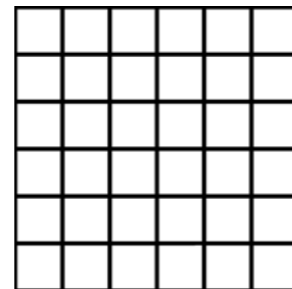
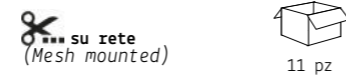


UR101 Batt. WHITE



UR321 Batt. BLACK

Mosaico (30x30)



5x5 MOS. ■ 25

UR131 Pura White Mosaico
UR341 Pura Black Mosaico


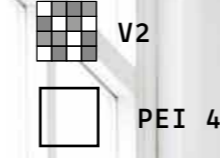
FORMATO Size	SPESSORE Thickness	SCATOLE Boxes	PALETTE Pallets	
cm	mm	pcs	m ²	kg
30x60,4	8,3	7	1,27	22,90
			40	50,20
				915

Imballi / Pesì
[Packaging / Weights]

PEI 4


NOTTINGHAM

Gres Porcellanato
Porcelain stoneware
Grès cérame
Feinsteinzeug



NATURALE / R10

15x60
6"x24"

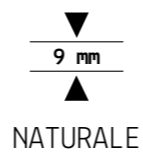


15X60

R10

Nottingham

Gres Porcellanato / Porcelain stoneware / Grès cérame / Feinsteinzeug



V2



PEI 4

NOTTINGHAM

Gres Porcellanato
Porcelain stoneware
Grès cérame
Feinsteinzeug

Milk



NG100R Nottingham MILK / 15x60 ■ 60

Stone



NG500R Nottingham STONE / 15x60 ■ 60

Almond



NG200R Nottingham ALMOND / 15x60 ■ 60

Walnut



NG300R Nottingham WALNUT / 15x60 ■ 60

Taupe



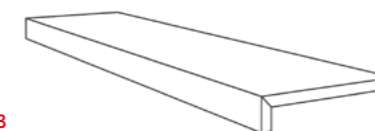
NG400R Nottingham TAUPE / 15x60 ■ 60



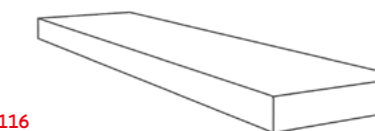
NATURALE / R10

15x60
6"x24"

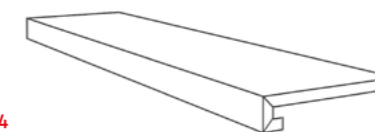
Pezzi Speciali
[Special items]



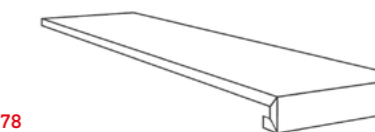
■ 63
Elle costa retta



■ 116
Angolare DX e SX



■ 94
Gradino costa retta

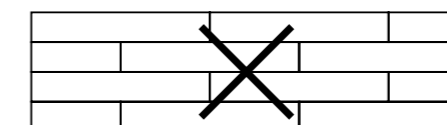


■ 78
Gradino costa retta lato corto

Consigli di posa / Conseils de pose / Verlegeempfehlungen

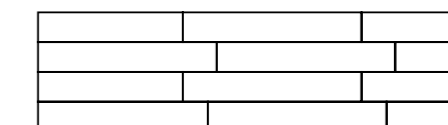
Installation advise

NO 50%



Mix solution: 30x120 / 20x120

OK



Mix solution: 30x120 (60%) / 20x120 (40%)

Pezzi Speciali
[Special items]



■ 8
Battiscopa
8x45
pcs/box 30
Kg 14,6

NG105 MILK
NG205 ALMOND
NG305 WALNUT
NG405 TAUPE
NG505 STONE

FORMATO Size	SPESSORE Thickness	SCATOLE Boxes	SCATOLE Boxes	kg
cm	mm	pcs	m ²	kg
15x60	9	12	1,08	18,50

PALETTE Pallets	kg
box	m ² kg
60	64,80 1110

Imballi / Pesì
[Packaging / Weights]

45,5X45,5

RIFLESSI

Gres Porcellanato / Porcelain stoneware / Grès cérame / Feinsteinzeug

▼
8,2 mm
▲
NATURALE
R9

Riflessi BEIGE



FRBE425 Riflessi BEIGE
45,5x45,5

■ 50

Riflessi GRIGIO



FRGR425 Riflessi GRIGIO
45,5x45,5

■ 50

Skirting
Battiscopa
7,5x45



■ 10

30 pz



IRIB01 Riflessi BEIGE Batt.
7,5x45




IRIB02 Riflessi BEIGE Batt.
7,5x45

FORMATO Size	SPESSORE Thickness	SCATOLE Boxes	PALETTE Pallets	
cm	mm	pcs	m ²	kg
45,5x45,5	8,2	8	1,66	26,24
			48	79,68
				1260

Imballi / Pesì
[Packaging / Weights]

PEI 4



TECH / Info



Informazioni generali
General information

**1) ACCETTAZIONE DA PARTE DELL'ACQUIRENTE DELLE CONDIZIONI GENERALI DI VENDITA DEL VENDITORE**

Queste Condizioni Generali di Vendita saranno valide per ogni contratto della IDEA Ceramica ("Venditore") per la vendita di merci o articoli ("Prodotti") a qualsiasi persona che ha acquistato o concordato di acquistare prodotti dal Venditore ("Acquirente"), a meno che il Venditore abbia diversamente convenuto per iscritto. Al momento in cui inoltra un ordine dei Prodotti, l'Acquirente accetta queste Condizioni Generali di Vendita. Qualsiasi altro termine o condizione che possa essere predisposto in qualsiasi momento dall'Acquirente, sotto forma di ordine dell'Acquirente o in altro modo (sia in forma orale, dattiloscritta, scritta o stampata) sarà nullo e non valido e non avrà nessun effetto anche se non verrà sollevata un'esplicita obiezione allo stesso da parte del Venditore.

2) ACCETTAZIONE E CONFERMA DELL'ORDINE

Tutti gli ordini dell'Acquirente, ottenuti tramite un agente del Venditore o altrimenti, sono sottoposti all'approvazione del Venditore e possono essere accettati o modificati dal Venditore, in tutto o in parte. L'accettazione del Venditore di parte dell'ordine non costituisce accettazione di altra parte dell'ordine. Nessun ordine dell'Acquirente sarà vincolante per il Venditore, a meno che non sia accettato dal Venditore, presso la sede Commerciale del Venditore a Finale Emilia (MO) - Italy, sul modulo di Conferma d'Ordine del Venditore, firmato da un funzionario o impiegato del Venditore presso la sede centrale del Venditore, debitamente autorizzato firmare per conto del Venditore, e con i limiti stabiliti in tale Conferma d'Ordine. Qualsiasi termine, condizione o disposizione riportata nella Conferma d'Ordine del Venditore, al quale non viene sollevata obiezione da parte dell'Acquirente per iscritto entro dieci giorni dalla data della Conferma, si considera definitivamente accettato dall'Acquirente. La Conferma d'Ordine del Venditore sarà vincolante per quanto riguarda i Prodotti e le quantità vendute od ordinate. Qualsiasi ordine dell'Acquirente sarà vincolante per l'Acquirente a meno che e fino a quando non verrà rifiutato per iscritto dal Venditore e non può essere annullato, ritirato o modificato dall'Acquirente, tuttavia, nel caso di parziale accettazione da parte del Venditore, l'Acquirente non sarà più vincolato rispetto alle parti dell'ordine non accettate dal Venditore.

3) PREZZI

A meno che il Venditore non si sia accordato diversamente l'Acquirente pagherà al Venditore i Prodotti ai prezzi in vigore al momento della spedizione e tutti i prezzi quotati o fatturati dal Venditore sono per consegna franco fabbrica, con esclusione delle spese di trasporto e spese di spedizione, delle tasse, oneri e dazi doganali. I prezzi del Venditore possono; a discrezione del Venditore, essere aumentati, dopo l'accettazione da parte del Venditore dell'ordine dell'Acquirente, per riflettere eventuali aumenti dei materiali, della manodopera o altri costi del Venditore. Il Venditore notificherà all'Acquirente tale aumento di prezzo entro trenta giorni dalla data di tale aumento.

4) SCONTI ED ABBUONI

Salvo quanto esplicitamente riportato nella Conferma d'Ordine dal Venditore o quanto altrimenti concordato dal Venditore per iscritto, l'Acquirente non sarà autorizzato a ricevere alcuno sconto, abbuono, riduzione, conguaglio o commissione di alcun tipo, direttamente o indirettamente. Nessun agente del Venditore è autorizzato ad emettere o concedere tali sconti, abbuoni, riduzioni, conguagli o commissioni per conto del Venditore. Qualsiasi sconto concesso dal Venditore per il pagamento anticipato di qualsiasi fattura verrà concesso solamente se l'intero importo specificato nella fattura sarà ricevuto dal Venditore alla data di scadenza della fattura o prima di tale data.

5) TEMPI DI CONSEGNA

Qualsiasi data di consegna specificata dal Venditore verrà considerata approssimativa. In nessun caso il termine di consegna dei Prodotti potrà essere considerato decisivo. Il Venditore si riserva di cancellare, interamente o in parte, oppure di sospendere o ritardare, interamente o, in parte, qualsiasi ordine per i seguenti motivi: (I) ordine di quantità eccezionale rispetto alla quantità normale, (II) esigenze di produzione del Venditore o programmi di consegna; (III) carenze da parte dei fornitori del Venditore nella consegna di materiali; (IV) blocco del lavoro o altri problemi di manodopera; (V) ragioni di forza maggiore o (VI) qualsiasi altro evento al di fuori del controllo del Venditore. In conseguenza delle condizioni od eventi sopra specificati, le date di consegna saranno prorogate per un periodo di tempo pari al tempo aggiuntivo richiesto dal Venditore per effettuare la consegna. Il Venditore si riserva anche il diritto di cessare la produzione di particolari Prodotti o linee di Prodotti, oppure di sostituire altri Prodotti o linee, secondo la produzione e la domanda di mercato. L'Acquirente rinuncia a qualsiasi ed ogni rivendicazione per ritardi nella consegna dei Prodotti o mancata spedizione, derivanti dall'esercizio, da parte del Venditore, dei suoi diritti in base a queste Condizioni Generali di Vendita, ivi comprese, senza alcuna limitazione, pretese per danni diretti, indiretti, accidentali, consequenziali o altri danni o compensazioni, ed il diritto di terminare o annullare il Contratto, in tutto o in parte.

6) RISCHIO DELLA PERDITA

Indipendentemente da qualsiasi altra condizione di vendita (CIF, FOB, o altro) che possa venire indicata, ed indipendentemente dal fatto che le spese di trasporto o di spedizione vengano pagate dal Venditore: (I) tutti i rischi della perdita o danni ai Prodotti passeranno all'Acquirente al momento della consegna dei Prodotti da parte del Venditore ad un vettore; (II) qualsiasi accordo di spedizione preso dal Venditore con i vettori o gli agenti spedizionieri, su richiesta dell'Acquirente, sarà fatto unicamente per conto dell'Acquirente ed unicamente a spesa e rischio dell'Acquirente, (III) qualsiasi agente nominato per tali spedizioni sarà unicamente l'agente dell'Acquirente a tutti gli effetti; (IV) l'Acquirente sarà responsabile dello scarico e della consegna dei Prodotti a destinazione e (V) qualsiasi rivendicazione per perdite o danni sarà fatta dall'Acquirente solo nei confronti del vettore.

7) CONDIZIONI DI PAGAMENTO

a) L'Acquirente effettuerà il pagamento presso la Sede Commerciale del venditore a Finale Emilia (MO) - Italy, secondo quanto stabilito nel contratto. Il pagamento sarà effettuato dall'Acquirente indipendentemente da qualsiasi rivendicazione, ivi compresa, senza limitazione, qualsiasi rivendicazione per qualsiasi difetto occulto, carenza o irregolarità dei Prodotti. Salvo quanto altrimenti concordato specificatamente dal Venditore per iscritto, il pagamento da parte dell'Acquirente è dovuto al ricevimento della fattura del venditore nella valuta riportata in fattura. L'accettazione da parte del venditore di qualsiasi assegno, tratta, pagherò o altro metodo, non costituirà pagamento fino a quando il Venditore non avrà incassato l'intero importo in contanti. Nel Caso di qualsiasi ritardo nel pagamento, il Venditore avrà il diritto di sospendere le consegne e potrà, a sua scelta: (I) richiedere il pagamento immediato di tutto o di parte degli importi dovuti all'Acquirente, oppure pretendere garanzie per tale pagamento che risultino soddisfacenti per il Venditore, indipendentemente da qualsiasi condizione di credito concordata precedentemente, e (II) terminare il contratto (così come tutti gli altri contratti con l'Acquirente), interamente o in parte e ritenere responsabile l'Acquirente dei danni. Nel caso in cui il venditore non riceva alcun pagamento entro la data dovuta all'Acquirente dovrà pagare al Venditore, ad un tasso pari al 5% al di sopra del tasso ufficiale della Banca d'Italia durante tale periodo, oppure al tasso più alto ammesso per legge, a seconda di quale risulti inferiore. Il diritto del Venditore a tale interesse sarà da intendersi in aggiunta e non in sostituzione di tutti gli altri diritti e rimedi di cui potrà avvalersi il Venditore, in caso di mancato pagamento. Qualsiasi pagamento ricevuto dal Venditore potrà essere applicato al saldo dovuto dall'Acquirente al Venditore; nella maniera in cui il venditore, a sua sola discrezione, determinerà, malgrado eventuali istruzioni contrarie da parte dell'Acquirente.

b) Indipendentemente da qualsiasi diverso accordo riguardo ai pagamenti o condizioni di credito, il Venditore potrà, a propria discrezione, in qualsiasi momento e di volta in volta, richiedere il pagamento in contanti prima della spedizione di parte o di tutti i Prodotti, oppure richiedere il pagamento anticipato di qualsiasi o di tutti gli importi dovuti o che saranno dovuti secondo il Contratto. Se il Venditore ritiene in buona fede che l'Acquirente non possa effettuare i pagamenti dovuti in base al Contratto, il venditore può, a sua sola discrezione, annullare il Contratto, interamente o in parte, fermo restando che l'Acquirente è tenuto a pagare i Prodotti già spediti.

8) GARANZIE; VARIAZIONI DI COLORE, TONALITÀ O SFUMATURE

a) SALVO QUANTO ESPRESSAMENTE GARANTITO PER ISCRITTO, IL VENDITORE NON CONCEDE NESSUNA GARANZIA, ESPRESSA O IMPLICITA, RISPETTO AI PRODOTTI, IVI COMPRESA, SENZA LIMITAZIONE, QUALSIASI GARANZIA DI COMMERCIALITÀ O ADEGUATEZZA AD UNO SCOPO PARTICOLARE. Inoltre qualsiasi garanzia scritta fatta dal venditore all'Acquirente relativamente a qualsiasi prodotto non vale per i prodotti in seconda o terza scelta, merce sfusa o merce in "stock".

b) L'Acquirente assume piena e completa responsabilità per verificare se i Prodotti sono conformi a quelli ordinati o sono adatti all'uso che vuole fare l'Acquirente, indipendentemente da qualsiasi suggerimento o istruzione dati dal Venditore, relativamente ai Prodotti o al loro uso. In nessun caso il Venditore potrà dare, o si considererà avere dato, alcuna garanzia, espressa o implicita, relativamente alla corrispondenza o all'uniformità o a qualsiasi altro aspetto di colore, tonalità o sfumatura dei Prodotti, oppure relativamente alla conformità dei Prodotti al colore, alla sfumatura o alla tonalità di un qualsiasi campione. L'Acquirente riconosce che le variazioni di colore, sfumatura o tonalità sono caratteristiche dei Prodotti e sono ad essi intrinseche ed inevitabili, e che i campioni del Venditore sono solo approssimativi dei prodotti e che hanno solo lo scopo di fornire all'Acquirente un'idea generale dei Prodotti.

c) In particolare, e senza limitazioni, in nessun caso il Venditore concede o si ritiene abbia concesso alcuna garanzia, espressa o tacita, in relazione a dichiarazioni, descrizioni, illustrazioni contenute in qualsiasi opuscolo o in documentazione, oppure per avere fornito campioni di tali Prodotti.

9) RECLAMI

a) Qualsiasi reclamo per violazione delle garanzie o altri reclami di qualsiasi tipo da parte dell'Acquirente, ivi comprese, senza limitazioni, reclami per difetti palesi od occulti dei Prodotti, deve essere specifico e deve essere fatto per iscritto per lettera raccomandata con ricevuta di ritorno, spedita alla Sede Commerciale del Venditore a Finale Emilia (MO) - Italy, prima dell'installazione, dell'uso o dell'applicazione dei prodotti e, in ogni caso, non oltre otto giorni dalla data di ricevimento dei Prodotti relativamente ai quali viene fatta la denuncia. La mancata presentazione del reclamo nella maniera sopra indicata oppure entro tale termine costituirà un'accettazione irrevocabile dei Prodotti ed un'ammissione da parte dell'Acquirente che i Prodotti sono completamente rispondenti ai termini, le condizioni e le specificazioni del contratto, in nessun caso l'Acquirente potrà presentare reclami per Prodotti che sono già stati installati, utilizzati o applicati

b) Nel caso di inadempienza da parte del Venditore, il Venditore può a sua scelta, (I) sostituire i Prodotti interessati, oppure (II) annullare o terminare il Contratto, in tutto o in parte, senza obbligo di sostituzione della merce. L'Acquirente rinuncia a qualsiasi altra rivendicazione o diritto che potrebbe avere altrimenti in connessione con tale inadempimento, ivi compreso, senza limitazioni, rivendicazioni o diritti per danni diretti indiretti, accidentali, consequenziali, punitivi o altre compensazioni e il diritto di terminare od annullare il Contratto, in tutto o in parte.

c) L'Acquirente non può accettare solo una parte dei Prodotti consegnati. L'accettazione di una qualsiasi parte dei Prodotti costituirà accettazione di tutti i Prodotti, indipendentemente dal fatto che i Prodotti siano parte di una spedizione o di più spedizioni.

d) I Prodotti non possono essere restituiti dall'Acquirente senza una preventiva autorizzazione scritta da parte del Venditore. Tutte le restituzioni saranno soggette a verifica al loro arrivo nel punto specificato in tale autorizzazione scritta.

10) RISERVATO DOMINIO SULLA MERCE

Fino a quando il Venditore non avrà ottenuto il pagamento completo della merce da parte dell'Acquirente e qualsiasi altro importo dovuto dall'Acquirente al Venditore, il Venditore mantiene il diritto di proprietà sui Prodotti, secondo quanto disposto dall'articolo 1523 del Codice Civile Italiano.

11) SPESE DI RECUPERO DEI CREDITI

Nel caso in cui il Venditore intraprenda procedure per incassare qualsiasi importo dall'Acquirente, oppure per fare valere qualsiasi diritto sulla base del Contratto, incluso il riservato dominio, l'Acquirente dovrà rimborsare al Venditore tutte le spese, competenze ed onorari del giudizio.

12) DIRITTI DI PROPRIETÀ

Tutti i diritti relativi su modelli, disegni, nomi commerciali, marchi di fabbrica e copyright utilizzati per o in connessione con i Prodotti sono di proprietà e rimarranno di esclusiva proprietà del Venditore e l'Acquirente non avrà alcun diritto od interesse rispetto agli stessi. L'Acquirente si impegna a non utilizzare e/o riprodurre oppure fare in modo che qualcuno utilizzi e/o riproduca, sia direttamente o indirettamente modelli, disegni, nomi e marchi copyright.

13) TERMINI DI CONTRATTO

Il Venditore avrà il diritto di annullare o terminare il contratto, interamente o in parte, come segue: (I) entro centoventi giorni dalla data della Conferma d'Ordine del Venditore, a discrezione del Venditore, oppure (II) in qualsiasi momento, nel caso in cui il Venditore incontri difficoltà nell'ottenere forniture regolari o sufficienti di materiali. L'Acquirente rinuncia a qualsiasi ed ogni rivendicazione o diritto che potrebbe avere, ivi compresi, senza limitazione, ogni e qualsiasi rivendicazione o diritto a danni diretti, indiretti, accidentali, consequenziali, punitivi o altre compensazioni, derivanti dall'annullamento o termine, in tutto o in parte, del Contratto o di qualsiasi altro contratto tra Venditore ed Acquirente, oppure di altre clausole delle Condizioni Generali di Vendita.

14) LEGGE APPLICABILE

Il contratto sarà governato ed interpretato secondo la legge della Repubblica Italiana.

15) GIURISDIZIONE

Tutte le controversie derivanti da o in connessione con il Contratto o i Prodotti saranno decise a Modena.

16) MODIFICHE

Il contratto non può essere oralmente cambiato, modificato, emendato in tutto o in parte. Qualsiasi modifica, emendamento, cambiamento o cancellazione, per essere validi, devono essere apportati per iscritto, e firmati da un funzionario o impiegato del Venditore nella Sede Commerciale del Venditore a Finale Emilia (MO) - Italy, debitamente autorizzato a firmare per conto del Venditore.

**1) BUYER'S ACCEPTANCE OF SELLER'S GENERAL CONDITIONS OF SALE**

These General Conditions of Sale shall apply to every Contract of IDEA Ceramica ("Seller") for the sale of goods or articles ("Merchandise") to as person who has purchased or agreed to purchase Merchandise from Seller (the "Buyer"), unless Seller otherwise specifically agrees in writing. By placing any order for Merchandise, the Buyer agrees to these General Conditions of Sale. Any other terms of conditions which may at any time be indicated by the Buyer's order from or otherwise (whether oral, typed, written or printed) shall be null and void and of no effect even if not expressly objected to by Seller.

2) ACCEPTANCE AND CONFIRMATION OF ORDER

All orders of the Buyer, whether taken by any agent of Seller at shows or otherwise, are subject to Seller's approval and may be accepted or modified by Seller, in whole or in part. A partial acceptance by Seller of any such order shall not constitute an acceptance of any other part of the order. No order of the Buyer will be binding upon Seller unless accepted by Seller at Seller's office in Finale Emilia (MO) - Italy on Seller's form of Order Confirmation, signed by an officer or employee of Seller at Seller's head office duly authorized to sign on behalf of Seller, and then only as and to the extent set forth in such Order Confirmation. Any term, condition or provision set forth in Seller's Order Confirmation which is not objected to by the Buyer in writing within ten days after the date thereof will conclusively be deemed to have been accepted by the Buyer. Seller's Order Confirmation shall be controlling regarding the Merchandise and quantities sold or required to be sold by Seller to the Buyer. Every order of the Buyer will be binding on the Buyer unless and until it is rejected in writing by Seller, and may not be cancelled, withdrawn or modified by the Buyer; however, in the event of a partial acceptance by Seller, the Buyer will no longer be bound with respect to the parts of the order not accepted by Seller.

3) PRICES

Unless otherwise specifically agreed by Seller in writing, the Buyer will pay the prices of Seller for the Merchandise in effect at the time of shipment and all prices quoted or invoiced by Seller are for delivery ex factory, excluding transportation and shipping charges, taxes, fees and customs duties. Seller's prices may, at Seller's option, be increased, after Seller's acceptance of the Buyer's order, to reflect any increases in Seller's materials, labor or other costs. Seller will notify the Buyer of any such price increase within thirty days from the date of such increase.

4) DISCOUNTS AND ALLOWANCES

Except as expressly provided in Seller's Order Confirmation or otherwise agreed by Seller in writing, the Buyer will not be entitled to any discount, allowance, rebate, settlement or commission or any kind, directly or indirectly. No agent of Seller is authorized to issue or agree to any such discount, allowance, rebate, settlement or commission on behalf of Seller. Any discount granted by Seller for prepayment of any invoice will be allowed only if the full amount specified in the invoice is received by Seller on or before the due date of the invoice.

5) TIME OF DELIVERY

Any delivery dates specified by Seller will be deemed to be estimates only. In no event is the time of delivery of the Merchandise of the essence. Seller reserves the right to cancel, in whole or in part, or to suspend or delay, in whole or in part, any orders due to (I) the unusually large size of an order (II) exigencies of Seller's production or delivery schedule (III) shortages of, or failures of Seller's suppliers to deliver, or delays of Seller's suppliers in delivering materials, (IV) work stoppages or other labor troubles, (V) acts of God or (VI) any event in the nature of force majeure or beyond Seller's control. Delivery dates will be extended by the amount of any additional time required by Seller to make delivery as a result of any such condition or event or any change in the Contract. Seller also reserves the right to discontinue particular Merchandise or lines of Merchandise, or to substitute other Merchandise or lines, in response to production and market requirements and demands. The Buyer waives any and all claims and rights which the Buyer might otherwise have arising out of or in connection with or relating to any delay in delivery of the Merchandise for any reason whatsoever or any failure of Seller to deliver by reason of the exercise by Seller of any of its rights pursuant to these General Conditions of Sale, including, without limitation, any and all claims for or rights to direct, indirect, incidental, consequential or other damages or compensation, and any and all rights to terminate or cancel the Contract, in whole or in part.

6) RISK OF LOSS

Irrespective of any C.I.F., F.O.B. or other terms of sale which may be specified, and irrespective of whether the transportation or shipping charges are paid by Seller: (I) all risk of loss or damage to the Merchandise shall pass to the Buyer upon delivery of the Merchandise by Seller to a carrier; (II) any shipping arrangements made by Seller with carriers or forwarding agents at the Buyer's request shall be made solely on the Buyer's behalf and at the Buyer's sole cost and risk; (III) any agent appointed for such shipment shall be solely the Buyer's agent for all purposes; (IV) the Buyer shall be responsible for all the unloading and receipt of the Merchandise at its destination; and (V) any claim for loss or damage shall be made by the Buyer solely against the carrier.

7) TERMS OF PAYMENT

(a) The Buyer shall make payment at Seller's office in Finale Emilia (MO), Italy in accordance with the provisions of the Contract. Payment shall be made by the Buyer notwithstanding any claim, including, without limitation, any claim for any alleged defect, fault or irregularity in the Merchandise. Unless otherwise specifically agreed by Seller in writing, payment by the Buyer is due upon receipt of Seller's invoice in the currency stated in the invoice. Acceptance by Seller of any check, draft, promissory note or other instrument will not constitute payment until Seller has collected the full amount in cash. In the event of any delay in payment, Seller shall have the right to suspend deliveries and may, at its option (I) require immediate payment of all or any part of any and all sums owed by the Buyer, or guarantees or security for such payment satisfactory to Seller, irrespective of any credit terms previously agreed to, and (II) terminate the Contract (as well as any and all other contracts with the Buyer), in whole or in part, and hold the Buyer liable for damages. In the event Seller does not receive any payment by the due date the Buyer shall pay to Seller interest on the unpaid amount, from the due date to the date payment is actually received by Seller, at a rate equal to five percent above the official rate of the Bank of Italy during such period or the highest rate permitted by law, whichever is less. Seller's right to such interest shall be in addition to, and not in lieu of, all other rights and remedies arising by reason of such nonpayment. Any payment received by Seller may be applied to any outstanding balance owed by the Buyer as Seller, in its sole discretion may determine, any instructions of the Buyer to the contrary notwithstanding.

(b) Irrespective of any payment or credit terms specified or agreed to by Seller, Seller may, in its sole discretion, at any time and from time to time, require payment in cash before shipment of any or all of the Merchandise, or require payment in advance of any or all amounts due or to become due under the Contract. If Seller believes in good faith that the Buyer's ability to make the payments required by the Contract is or may become impaired, Seller may, in its sole discretion, cancel or terminate the Contract, in whole or in part, the Buyer remaining liable to pay for any Merchandise already shipped.

8) WARRANTIES; COLOR, TONE AND SHADE VARIATIONS

(a) EXCEPT FOR SUCH EXPRESS WRITTEN WARRANTIES AS MAY BE MADE BY SELLER TO THE BUYER, SELLER MAKES NO WARRANTY OR REPRESENTATION, EXPRESS OR IMPLIED, WITH RESPECT TO THE MERCHANDISE, INCLUDING, WITHOUT LIMITATION, ANY WARRANTY OF MERCHANTABILITY OR FITNESS FOR ANY PARTICULAR PURPOSE. Moreover, any written warranty made by Seller to the Buyer with respect to any Merchandise applies only to export grade Merchandise and does not apply to any other Merchandise, including, without limitation, second or third quality Merchandise, bulk Merchandise or occasional stock.

(b) The Buyer takes full and complete responsibility for ascertaining whether the Merchandise meets the requirements of or is suitable for the Buyer's intended use, regardless of any suggestion or direction given by Seller with respect to the Merchandise or the use thereof. Under no circumstances does Seller make, or shall Seller be deemed to have made, any warranty or representation, express or implied, with respect to match or with respect to the uniformity or any other aspect of the color, tone or shade of the Merchandise, or with respect to the conformity of the Merchandise to the color, tone or shade of any sample. The Buyer acknowledges that variations in color, tone and shade are characteristics of the Merchandise and are inherent and unavoidable, and that Seller's samples are only approximations of the Merchandise and are only intended to give the Buyer a general idea of the Merchandise.

(c) In particular, and without limitation, under no circumstances does Seller make, or shall Seller be deemed to have made, any warranty or representation, express or implied, by reason of any statement, description or illustration in any brochure or other literature or by reason of having furnished a sample of any Merchandise.

9) CLAIMS

(a) Any breach of warranty or other claim by the Buyer of any and every kind, including, without limitation, claims for defects known or unknown, must be specific and must be made in a writing dispatched to Seller, by registered air mail, to Seller's office in Finale Emilia (MO), Italy, return receipt requested, prior to the installation, use or application of the Merchandise and, in any event, not later than eight days from the date of receipt of the Merchandise with respect to which the claim is made. Failure to make any claim in such manner or within such time shall constitute an irrevocable acceptance of the Merchandise and an admission by the Buyer that the Merchandise fully complies with all the terms, conditions and specifications of the Contract. In no event may any claim be made by the Buyer for Merchandise which has already been installed, used or applied.

(b) In the event of any breach of any warranty or any other obligation of Seller, Seller may, at its election, either (i) replace the Merchandise affected or (ii) cancel or terminate the Contract, in whole or in part, without any obligation to replace any Merchandise. The Buyer waives any and all other claims and rights which the Buyer might otherwise have arising out of or in connection with or relating to any and all such breaches, including, without limitation, any and all claims for or rights to direct, indirect, incidental, consequential, punitive or other compensation or damages, and any and all rights to terminate or cancel the Contract, in whole or in part.

(c) The Buyer may not accept only a part of the Merchandise delivered. Acceptance of any part of the Merchandise shall constitute acceptance of all of the Merchandise, whether or not the Merchandise is all tendered in one shipment.

(d) No Merchandise may be returned by the Buyer without the prior written authorization of Seller. All returns shall be subject to verification on arrival at the location specified, in such written authorization, for the return of the Merchandise.

10) TITLE TO AND SECURITY INTEREST IN MERCHANDISE

Until Seller collect in full all amounts required to be paid by the Buyer for the Merchandise, as well as any and all other amounts owed by the Buyer to Seller, Seller retains title to the Merchandise, in accordance with article 1523 of the Italian Civil Code, and Seller shall have a security interest in the Merchandise, under the Uniform Commercial Code as in effect in the United States, to secure the payment of all such amounts. By placing an order with Seller, the Buyer appoints Seller as its attorney-in-fact to sign and file any and all financing statements with respect to such security interest which Seller may deem necessary or desirable, or to file such financing statements without signature of the Buyer to the extent permitted by law. The Buyer shall, at the request of Seller, execute any and all financing statements and other documents which the Seller may request to perfect or evidence such title and such security interest.

11) COSTS OF COLLECTION

In the event Seller institutes proceedings to collect any amount owed by the Buyer, or to enforce any right under the Contract, including enforcement of any security interest granted to Seller, the Buyer shall reimburse Seller for all costs incurred in such legal proceedings, including reasonable attorneys' fees.

12) PROPRIETARY RIGHTS

All rights in designs, trade names, trademarks and copyrights of Seller used on or in connection with the Merchandise are proprietary and shall remain the exclusive property of Seller, and the Buyer shall have no right or interest therein or with respect thereto. The Buyer shall not reproduce or simulate, or cause or allow anyone to reproduce or simulate, either directly or indirectly, any such design, trade name, trademark or copyright.

13) TERMINATION OF THE CONTRACT

Seller shall have the right to cancel or terminate the Contract, in whole or in part, (I) within one hundred twenty days from the date of Seller's Order Confirmation, in Seller's sole discretion, or (II) at any time, in the event Seller experiences difficulties in obtaining regular or sufficient supplies of for or rights to direct, indirect, incidental, consequential, punitive or other damages or compensation, arising out of or in connection with or relating to any cancellation or termination, in whole or in part, pursuant to this or any other paragraph of these General Conditions of Sale, of the Contract or any other contract between Seller and the Buyer.

14) APPLICABLE LAW

The contract shall be governed by and construed in accordance with the law of the Republic of Italy, without giving effect to conflict of laws principles, except that the rights of Seller pursuant to its security interest in the Merchandise shall be governed by and construed in accordance with the Uniform Commercial Code as in effect in United States.

15) JURISDICTION 16) MODIFICATIONS

The Contract cannot be orally changed, modified, amended or discharged, in whole or in part. Any change, modification, amendment or discharge, to effective, must be in writing, signed by officer or employee of Seller at Seller's head office in Finale Emilia (MO) - Italy, duly authorized to sign on behalf of Seller.

UNI EN Regulations

LE NORME UNI



[Italiano]

[English]



Le norme UNI EN, recepite dal CEN, (Commissiòn Europeenne de Normalisation), hanno valore in tutta Europa e interessano tutti i tipi di piastrelle, pressate e trafilate, smaltate e non smaltate, di qualunque formato, di sola 1° scelta. Le norme UNI EN trovano corrispondenza con alcune modifiche delle nuove norme internazionali ISO e si compongono di :

NORME GENERALI

La nuova norma armonizzata EN 14411 fornisce definizioni, classificazione, caratteristiche e marcatura per le piastrelle di ceramica ed annulla e sostituisce la norma EN 87.

La nuova normativa UNI EN ISO 10545_1 stabilisce le regole per la composizione del lotto di campionamento e sostituisce la precedente norma EN 163.

NORME DI PRODOTTO

Le piastrelle di ceramica sono suddivise in gruppi secondo il metodo di formatura ed il grado di assorbimento d'acqua. Sono contraddistinti due gruppi A e B, in funzione del metodo di formatura:

A Piastrelle estruse (ovvero formate tramite il passaggio della materia allo stato plastico, attraverso un "trafilatore" che costituisce un nastro in seguito tagliato alla misura voluta).

B Piastrelle pressate (ovvero ottenute tramite la pressione della materia prima allo stato di polvere secca, in apposti stampi). Tali piastrelle possono essere smaltate successivamente, o non smaltate.

I gruppi sono a loro volta suddivisi in sottogruppi, secondo il grado di assorbimento d'acqua (porosità) presentato:

- Gruppo B Ia = $E \leq 0,5\%$ UNI EN 14411_G
- Gruppo B Ib = $0,5\% < E \leq 3\%$ UNI EN 14411_H
- Gruppo B IIa = $3\% \leq E \leq 6\%$ UNI EN 14411_J
- Gruppo B IIb = $6\% < E \leq 10\%$ UNI EN 14411_K
- Gruppo B III = $E > 10\%$ UNI EN 14411_L

Le norme definiscono per ogni gruppo di prodotti le dimensioni, le tolleranze dimensionali, le caratteristiche meccaniche, fisiche e chimiche, l'aspetto e la designazione delle piastrelle ceramiche. Le piastrelle dell'attuale gamma sono tutte ottenute per pressatura e appartengono ai gruppi B Ia, B Ib, B IIa, B IIb, B III.

NORME PER I METODI DI PROVA

Queste norme definiscono i metodi per la determinazione delle caratteristiche dimensionali e di aspetto, delle proprietà fisiche e delle proprietà chimiche. La norma 14411 fa riferimento ai metodi di prova delle nuove norme UNI EN ISO 10545.

The UNI EN standards, adopted by the CEN (European Committee for Standardization) are valid throughout Europe and apply to all types of first choice tiles, pressed and extruded, glazed and unglazed, of any size. The UNI EN standards are compatible with the latest amendments of the new ISO international standards, and include:

GENERAL REGULATIONS

The new harmonised standard EN 14411 that provides definitions, classifications, features and designation requirement for ceramic tiles and annuls and replaces standard EN 87.

The new standard UNI EN ISO 10545_1 that sets forth the rules for the composition of sample lots, and replaces the previous standard EN 163.

PRODUCT REGULATIONS

Ceramic tiles are divided into groups according to how they are formed and their water absorption characteristics. In terms of forming methods, there are two groups: A and B:

A Extruded tiles (formed by means of passing a malleable paste through an extrusion machine; the resulting band is cut into the desired dimensions).

B Pressed tiles (obtained by pressing powdered raw materials in special molds). Afterwards, these tiles may be glazed or not.

The groups are broken down further according to their water absorption characteristic (porosity):

- Gruppo B Ia = $E \leq 0,5\%$ UNI EN 14411_G
- Gruppo B Ib = $0,5\% < E \leq 3\%$ UNI EN 14411_H
- Gruppo B IIa = $3\% \leq E \leq 6\%$ UNI EN 14411_J
- Gruppo B IIb = $6\% < E \leq 10\%$ UNI EN 14411_K
- Gruppo B III = $E > 10\%$ UNI EN 14411_L

The regulations define the sizes, the size tolerances, the mechanical, physical and chemical properties, the appearance and designation of the ceramic tiles in each group. The present range of tiles is entirely composed of pressed tiles and belongs to groups B Ia, B Ib, B IIa, B IIb, B III.

REGULATIONS FOR TESTING METHODS

These regulations define the methods to be used for determining size and appearance characteristics, as well as physical and chemical properties.

Standard 14411 refers to the testing methods of the new UNI EN ISO 10545 standard.

SISTEMI DI GESTIONE CERTIFICATI



UNI EN ISO 9001:2015



Le norme UNI EN

UNI EN Regulations
Die UNI EN-Normen
Les Normes UNI EN

L'Azienda assolve agli obblighi sulla marcatura CE

The Company fulfils its CE marking obligations through
Die Firma erfüllt die Verpflichtungen für das CE
Conformément aux dispositions en matière de marquage CE

CE Marking

CE Kennzeichen
Marquage CE



Marchio CE



idea ceramica // by MoMa ceramiche Group



POSA IN OPERA

Prima di iniziare le operazioni di posa di una qualsiasi superficie si raccomanda di accertarsi che la partita di materiale sia adeguata e sufficiente per quantità, tono e calibro, a quella necessaria. Si dovranno poi seguire tutte le norme e le precauzioni che sono alla base di una corretta esecuzione del lavoro (preparazione del sottofondo, composizione della malta o dei collanti, rispetto dei tempi di essiccazione, posizionamento dei giunti di dilatazione, battitura, ecc. ...)

POSA CON ADESIVI

La posa deve essere effettuata da personale qualificato con l'ausilio di attrezzi adeguati. La superficie su cui si effettua la posa (massetto) deve essere perfettamente piana. Valore massimo consigliato non superiore a 3mm. per un dislivello determinato sotto un regolo di 2m. La superficie su cui si effettua la posa deve essere ben stagionata, priva di polvere e di fessurazioni visibili. Durante l'operazione di posa è vivamente consigliato l'utilizzo di un'adeguata illuminazione. La scelta dell'adesivo è condizionata dalla tipologia delle piastrelle (gruppo di appartenenza e formato), dal tipo di superficie da rivestire e dalla sua destinazione d'uso. È opportuno verificare la posa del materiale prima che il collante sia secco, per facilitare eventuali correzioni.

POSA CON MALTA FRESCA

La posa a malta cementizia fresca o "strato spesso" è sconsigliata per formati aventi lato > 30 cm e con supporti non assorbenti.

REALIZZAZIONE DEI GIUNTI

I giunti sono elementi molto importanti per il mantenimento di una buona superficie piastrellata e si consiglia di avvalersi della collaborazione e/o consulenza di un posatore professionista. Si declina ogni responsabilità per la posa senza fuga; si considera posa a "giunto minimo" quella con fuga a 2 mm.

I giunti devono essere posizionati:

- su raccordi strutturali (giunti strutturali)
- tra suolo e parete (giunti perimetrali)
- tra una piastrella e l'altra (giunti di posa o fuga)
- tra piastrelle ed altri materiali (es. accostamento ceramica / linoleum / legno)

STUCCATURA SUPERFICIE POSATA

Prima di realizzare le fughe è consigliabile attendere fino a completa asciugatura del collante e assicurarsi che i giunti di posa siano vuoti e liberi da ogni traccia di collante e/o polveri. Stuccare piccole superfici per volta (4-5 mq). Questo è da tenere in particolare considerazione per prodotti strutturati, antiscivolo e levigati. Eliminare l'eccesso di fugante dalla superficie con movimenti diagonali quando il prodotto è ancora umido e togliere tutti i residui, in particolar modo per le superfici da esterno. Pulire accuratamente con una spugna bagnata in acqua limpida e pulita e ripassare con straccio umido su tutta la superficie fughe comprese. Per fughe in netto contrasto cromatico con le piastrelle posate è consigliabile testare il fugante su un'area circoscritta e nascosta. Per gli stucchi epossidici si raccomanda la pulizia con spugna e abbondante acqua. La velocità di reazione e indurimento di questi prodotti rende impossibile la rimozione dei residui successivamente all'indurimento. Il giorno dopo la stuccatura effettuare una pulizia completa con detergente alcalino. Si consiglia di consultare i produttori di materiale fugante per verificare la scelta corretta della fuga rispetto al tipo di piastrella.

PULIZIA E MANUTENZIONE DOPO LA POSA

Un cantiere si può considerare completamente finito quando è sgombro da qualunque utensile/materiale derivante dalle lavorazioni. Per ridurre i rischi di danneggiamento della superficie piastrellata, è necessario proteggerla ed evitare il più possibile la presenza di materiali abrasivi (polveri o residui da lavorazioni successive).

PULIZIA INIZIALE

Il lavaggio dopo la posa è una fase di fondamentale importanza per tutti gli interventi successivi e per una corretta manutenzione. Un accurato lavaggio iniziale permette ai pavimenti di restare belli e protetti a lungo e si esegue normalmente una sola volta prima dell'utilizzo del pavimento. Si raccomanda di effettuare la pulizia iniziale dopo 4-5 giorni e non più tardi di 10, dalla posa e stuccatura della superficie. La superficie fugata e pulita può presentare un film di residui cementizi che non sono asportabili con sola acqua per cui si rende necessario l'utilizzo di un prodotto a base acida, opportunamente diluito (diluizione da 1:10 a 1:4 in acqua fredda), in base a quanto dichiarato dal produttore. La prima operazione da eseguire è quella di bagnare la superficie piastrellata ed in particolare le fughe (di norma non resistenti agli acidi). Spargere la soluzione acida preparata e lasciare agire per un breve tempo (2 min). Non lasciare asciugare il prodotto applicato. Procedere alla rimozione della soluzione aiutandosi con una macchina mono spazzola (disco non abrasivo), aspira liquidi, altri mezzi e/o manualmente e alla fine risciacquare abbondantemente. È importante sottolineare che la pulizia eseguita con macchine (particolarmente consigliata per prodotti strutturati e per grandi superfici), va sempre completata manualmente nei punti difficilmente raggiungibili, soprattutto negli angoli, lungo le pareti dei locali ~ in ogni zona in cui la mono spazzola non può operare. È sempre consigliabile testare la resistenza del prodotto agli acidi su un pezzo non posato o su una piccola porzione nascosta della superficie piastrellata; in particolare per prodotti lappati o levigati. L'uso di prodotti di pulizia contenenti acido fluoridrico (HF) e suoi derivati sono da evitare.

PULIZIA ORDINARIA

Gli interventi di pulizia ordinaria delle superfici hanno lo scopo di rimuovere lo sporco, cancellare i segni e ripristinare l'aspetto originale. Le piastrelle in gres porcellanato smaltato non necessitano di trattamenti di protezione e una corretta e sistematica pulizia è sufficiente a mantenere inalterata la superficie. Un'accurata pulizia deve essere fatta con un normale lavaggio con acqua calda, straccio / spugna morbida ed eventualmente con l'utilizzo di detergenti neutri. Per locali con grandi superfici possono essere utilizzate macchine industriali lavasciuga con completamento manuale dove necessario.

RACCOMANDAZIONI:

- evitare di strofinare le superfici con strumenti abrasivi, come pagliette in metallo o spazzole dure, che potrebbero lasciare graffi e segni indelebili;
 - rimuovere eventuali residui grassi o oleosi con detergenti contenenti solventi organici o con detergenti alcalini (pH>9) e fare seguire un accurato risciacquo;
 - evitare l'utilizzo di saponi in quanto tendono a lasciare uno strato viscido, in particolare se utilizzati in abbinamento ad acque dure;
 - non utilizzare prodotti contenenti cere o brillantanti;
 - evitare l'uso di detergenti abrasivi su superfici lucide e/o levigate; possono essere utilizzati su materiali matt., previa verifica su una piccola porzione piastrellata.
- In generale l'uso di qualunque detergente non neutro, deve essere preliminarmente testato su una piastrella non posata o su una porzione nascosta della pavimentazione.



LAYING

Before laying on any surface, make sure that the material is appropriate and sufficient in terms of quantity, shade and work-size to suit the laying needs. All regulations and precautions concerning the correct execution of the works must be followed (preparing the bed, grout or adhesive composition, respect for drying times, position of the expansion joints, beating, etc. ...)

LAYING WITH ADHESIVES

Laying must be done by qualified staff using appropriate equipment. The surface to be laid (screed) must be perfectly leveled. Maximum recommended value no more than 3mm for an uneven surface measured with a 2m ruler. The surface to be laid must be well seasoned, dust-free and with no visible cracks. During laying the use of appropriate lighting is strongly recommended. The choice of adhesive depends on the type of tile (type and size), the type of surface laid on and the type of foreseen use. Check that the tiles are laid correctly before the adhesive dries in order to facilitate any required corrections.

LAYING WITH FRESH MORTAR

Laying with fresh cement-based mortar or "thick layers" is not recommended for sizes more than 30 cm long and with non-absorbent supports

JOINTS

Joints are very important elements for maintaining a good tiled surface, it is recommended to make use of the collaboration and/or advice of a professional layer. The company declines all responsibility for laying without joints; minimum joint laying has a gap of 2 mm.

The joints must be positioned:

- on structural joints;
- between the floor and the wall (perimeter joints);
- between one tile and another (laying joints);
- between the tiles and other materials (e.g. combinations of ceramics / linoleum / wood).

GROUTING LAID SURFACES

Before grouting wait for the adhesive to dry completely and make sure that the laying joints are empty and free of all traces of adhesive and/or dust. Grout small areas at a time (4-5 m²). This is particularly important for structured products, non-slip and polished surfaces. Remove excess grout from the tiles using diagonal movements when the product is still damp and remove all residues, particularly for external surfaces. Clean carefully using a sponge dampened in clean, limpid water and go over the whole surface, including the gaps, with a damp cloth. For grouting which has a strong colour contrast to the laid tiles, test the grout on a small, hidden area. When using epoxy grouts, clean with a sponge and plenty of water. The reaction and hardening times of these products make it impossible to remove any residues once they have hardened. The day after grouting, completely clean the surface with an alkaline detergent. Consult the grout manufacturers to verify the correct choice of grout for the type of tile.

CLEANING AND MAINTENANCE AFTER LAYING

Worksites are deemed to be completely finished once they have been cleared of all tools and materials used during the operations. To reduce the risk of damaging tiled surfaces, protect them and avoid the presence of abrasive materials (dust and residues from operations carried out after laying) as far as possible.

INITIAL CLEANING

Washing after laying is of fundamental importance to all operations carried out afterwards and to assure correct maintenance. Careful initial cleaning keeps floors beautiful and protected longer and is done once only before using the floor. Initial cleaning should be carried out 4-5 days after laying, and in any case no longer than 10 days after laying and grouting. The grouted and cleaned surface may have a concrete film which cannot be removed using water alone, and therefore an acid-based product, suitably diluted (from 1:10 to 1:4 in cold water) should be used, following the manufacturer's instructions. The first operation is to wet the tiled surface and particularly the gaps (grout is not usually acid-resistant). Spread the prepared acid solution and leave for a short time (2 minutes). Do not allow the applied product to dry. Remove the solution using a brushing machine (with a non-abrasive disk), wet vac or other means and/or manually, then rinse well. It should be remembered that machine cleaning (which is particularly recommended for textured products and large surfaces) must always be completed by hand in tight corners, along walls and any spaces that the brushing machine cannot easily reach. It is always advisable to test the resistance of the product to acids on an unglazed tile or a small hidden surface; particularly for lapped or polished products. It is not recommended to use cleaning products containing hydrofluoric acid (HF) or its derivatives.

ORDINARY CLEANING

Ordinary cleaning removes dirt and marks and restores the surface to its original appearance. Porcelain stoneware tiles do not require protective treatment, and a thorough, systematic clean is sufficient to maintain the surface. Careful cleaning must be done by washing normally using hot water, a cloth or soft sponge and, if required, neutral detergents. For large areas, industrial washing machines can be used, with completion by hand where required.

RECOMMENDATIONS:

- Do not rub the surfaces using abrasive tools, such as metallic sponges or hard brushes, which could scratch them or leave indelible marks;
 - Grease and oil residues can be removed using detergents containing organic or alkaline solvents (pH>9) followed by careful rinsing;
 - Avoid the use of soap as this tends to leave a slimy layer, particularly when used with hard water;
 - Do not use products containing wax or shining agents;
 - Avoid the use of abrasive detergents on shiny and/or polished surfaces; they may be used on matt materials, checking first on a small hidden tiled area.
- Generally speaking, when using any non-neutral detergent, check first on an unglazed tile or a small hidden portion of the floor.



CONSEILS POUR LA POSE ET L'ENTRETIEN

POSE

Avant de commencer les opérations de pose d'une surface quelle qu'elle soit, il est recommandé de veiller à ce que le matériel soit adapté et de quantité suffisante, que la nuance et le calibre correspondent aux besoins. Il faudra ensuite se conformer à toutes les normes et prendre toutes les précautions qui sont à la base d'une bonne exécution du travail (préparation de la sous-couche, composition du mortier ou des colles, temps de séchage, mise en place des joints de dilatation, battage de la colle, double encollage à partir d'une certaine superficie de carreau, etc.)

POSE AVEC DES COLLES

La pose doit être effectuée par personnel qualifié qui se servira d'outils appropriés. La surface sur laquelle la pose est effectuée (chape) doit être parfaitement plane. Valeur maximum conseillée: max 3 mm pour une dénivellation au-dessous d'une règle de 2m. La surface sur laquelle le matériel est posé doit être parfaitement sèche, sans poussière ni fissurations visibles. Au cours de la pose, un bon éclairage est vivement conseillé. La colle sera choisie en fonction de la typologie des carreaux (catégorie et format), du type de surface à revêtir et du domaine d'application auquel les carreaux sont destinés. Il convient de vérifier la manière dont le matériel est posé avant que la colle ne soit sèche, afin de pouvoir effectuer plus facilement des corrections si nécessaire.

POSE AVEC MORTIER FRAIS

La pose avec du mortier à base de ciment frais ou par "couche épaisse" est déconseillée pour des formats ayant un côté >30 cm et avec des supports non absorbants.

RÉALISATION DES JOINTS

Les joints sont des éléments très importants pour qu'une surface carrelée se maintienne bien. C'est une phase pour laquelle il est conseillé de demander la collaboration et les conseils d'un carreleur professionnel. La responsabilité du fabricant ne pourra pas être mise en cause en cas de pose sans joints. On appelle "pose à joint minimum" une pose avec un joint de 2 mm.

Les joints doivent être positionnés:

sur des raccords structurels : joints de dilatation

entre sol et mur : joints périmétraux

entre deux carreaux : joints de pose ou jointement

entre des carreaux et d'autres matériaux : joints de juxtaposition céramique/ lino/ bois

JOINTOIEMENT DES SURFACES POSÉES

Avant de procéder au jointoiment, il est conseillé d'attendre que la colle soit bien sèche et de s'assurer que les joints de pose soient vides et libres de toute trace de colle et/ou de poussières. Joindre le carrelage en procédant par petites surfaces (4-5 m²). Ce conseil doit surtout être suivi pour des produits structurés, antidérapants et polis. Éliminer de la surface, le surplus de barbotine de jointoiment, en effectuant des mouvements en diagonale quand le produit est encore humide. Enlever toutes les traces excédentaires de joint, surtout pour les surfaces posées à l'extérieur. Nettoyer soigneusement avec une éponge imbibée d'eau claire et propre et repasser avec un chiffon humide sur toute la surface, joints compris. En présence de joint de couleur très contrasté avec la couleur des carreaux posés, il est conseillé de tester la barbotine de jointoiment sur une petite surface dissimulée. Pour les joints époxy, il est recommandé de nettoyer à grande eau avec une éponge. La vitesse de réaction et de durcissement de ces produits empêche l'élimination des excédents après qu'ils aient durci. Le lendemain du jointoiment, effectuer un nettoyage complet avec un nettoyeur alcalin. Il est conseillé de consulter la préconisation des fabricants de joints pour vérifier si le choix effectué est correct par rapport au type de carreau.

NETTOYAGE ET ENTRETIEN APRÈS LA POSE

Un chantier peut être considéré comme entièrement fini quand il est débarrassé de tous les outils et de tout le matériel ayant servi à sa réalisation. Pour réduire les risques d'endommager la surface carrelée, il est nécessaire de la protéger et d'éviter le plus possible la présence de matières abrasives (poussières ou résidus laissés par les travaux effectués successivement).

NETTOYAGE INITIAL

Le lavage après la pose est une opération d'une extrême importance pour toutes les opérations qui s'ensuivront et pour pouvoir effectuer un entretien correct au quotidien. Bien nettoyer le carrelage au départ permet aux sols de garder longtemps leur beauté et d'être protégé à long terme. Généralement, ce nettoyage est effectué une seule fois avant d'utiliser le sol. Il est recommandé d'effectuer le nettoyage initial après 4 ou 5 jours (pas plus de 10) après la pose et le jointoiment. La surface jointoyée et nettoyée peut présenter un voile de ciment qui ne peut pas être éliminé à l'eau. Il est donc nécessaire d'utiliser un produit à base acide, correctement dilué (dilution de 1:10 à 1:4 dans l'eau froide), en fonction des conseils d'utilisation donnés par le fabricant. La première opération à exécuter est de mouiller la surface carrelée et en particulier les joints (qui généralement ne résistent pas aux acides). Répandre la solution acide préparée et laisser agir environ 2 minutes. Ne pas laisser sécher le produit appliqué. Procéder à l'élimination de la solution avec une laveuse monobrosse (disque non abrasif), aspirateur de liquides, autres appareils ou à la main. Rincer à grande eau à la fin. Soulignons que le nettoyage effectué avec des appareils (particulièrement conseillé pour des produits structurés et pour de grandes surfaces), doit toujours être parachevé par une intervention manuelle aux endroits difficiles à atteindre, c'est-à-dire dans les coins, le long des murs et partout où la monobrosse ne peut pas passer. Il est toujours conseillé de vérifier la résistance du produit aux acides en les testant sur un carreau non posé ou sur un endroit peu en vue d'un carreau de la surface déjà posé, surtout pour les produits semi-polis ou polis. L'utilisation de nettoyeurs contenant de l'acide fluorhydrique (HF) et de ses dérivés doit être évitée.

ENTRETIEN COURANT

Les opérations d'entretien courant des surfaces ont pour but d'éliminer la saleté, d'effacer les traces et de rendre au carrelage son aspect premier. Les carreaux en grès cérame émaillé n'ont pas besoin d'être traités pour être protégés. Un nettoyage correct et systématique suffit à préserver la beauté de leur surface. Un nettoyage soigné doit être fait par un lavage normal avec de l'eau chaude, une serpillière/éponge douce et éventuellement avec un nettoyeur neutre. Pour les locaux recouverts de grandes surfaces, une machine industrielle lavante/séchante peut être utilisée. Finir par un lavage à la main là où cela s'avère nécessaire.

RECOMMANDATIONS:

éviter de frotter les surfaces avec des instruments abrasifs tels que les pailles de fer ou les brosses dures, qui pourraient laisser des rayures et des traces indélébiles; éliminer toutes traces de graisse ou d'huile éventuellement présente au moyen de nettoyeurs contenant des solvants organiques, ou avec des nettoyeurs alcalins (pH>9) et terminer en rinçant soigneusement;

éviter d'utiliser des savons car ils ont tendance à laisser un film visqueux, surtout s'ils sont utilisés avec des eaux dures;

ne pas utiliser de produits contenant des cires ou des lustrants ;

éviter d'utiliser des nettoyeurs décapants sur des surfaces lustrées et ou polies; ils peuvent être utilisés sur des matériaux mats, après les avoir testés sur une petite surface carrelée : En général, l'utilisation de tout nettoyeur non neutre doit être testée au préalable sur un carreau non posé ou sur une portion peu en vue du sol.



VERLEGUNGS-UND PFLEGEHINWEISE

BAUSEITIGE VERLEGUNG

Bevor Sie mit der Verlegung der Fliesen beginnen, stellen Sie sicher, dass die Materialpartie im Hinblick auf Menge, Farbton und Größenklasse die Anforderungen erfüllt und ausreicht. Es müssen außerdem alle Normen und Vorsichtsmaßnahmen eingehalten werden, die die Grundlage für eine korrekte Ausführung der Arbeiten darstellen (Vorbereitung des Untergrunds, Zusammensetzung des Mörtels oder der Kleber, Trocknungszeiten, Lage der Dehnungsfugen, Anklopfen usw....)

VERLEGUNG MIT KLEBER

Die Verlegung muss durch qualifiziertes Personal mit geeigneten Werkzeugen durchgeführt werden. Die Fläche, auf der die Verlegung erfolgt (Estrich) muss perfekt eben sein.

Empfohlener maximaler Wert der Abweichung nicht über 3 mm beim Anlegen eines 2m-langen Richtscheits. Die Fläche, auf der die Verlegung erfolgen soll, muss vollständig trocken und frei von Staub und sichtbaren Rissen sein. Während der Verlegung wird dringend empfohlen, eine ausreichende Beleuchtung zu gewährleisten. Die Wahl des Klebers hängt von der Art der Fliesen (Gruppe und Größe), von der Art der Oberfläche, auf der verlegt werden soll und vom Bestimmungszweck ab. Die Verlegung der Fliesen sollte überprüft werden, bevor der Kleber trocken ist, um Korrekturen zu ermöglichen.

VERLEGUNG MIT FRISCHEM MÖRTEL

Die Verlegung mit frischem Zementmörtel oder "Dickbettverlegung" wird für Formate empfohlen, deren Seitenmaße größer als 30 cm sind und die auf nicht absorbierenden Untergründen verlegt werden sollen

DIE VERFUGUNG

Die Fugen sind für den Erhalt einer guten Fliesenoberfläche sehr wichtig und wir empfehlen, dafür die Arbeit bzw. Beratung eines Fachmanns in Anspruch zu nehmen. Wir übernehmen keine Haftung für eine fugenlose Verlegung, unter einer Verlegung mit sehr schmalen Fugen versteht man die Verlegung von 2 mm breiten Fugen.

Die Fugen müssen positioniert werden:

- an strukturellen Anschlüssen (Strukturfugen)
- zwischen Boden und Wand (Randfugen)
- zwischen einer Fliese und der anderen (Verlegefugen oder Fugen)
- zwischen Fliesen und anderen Materialien (z.B. Kombination von Keramik/ Linoleum/ Holz).

VERFUGEN VERLEGTER OBERFLÄCHEN

Bevor die Fugen ausgeführt werden, wird empfohlen, zu warten, bis der Kleber komplett trocken ist. Stellen Sie sicher, dass die Verlegefugen leer und frei von jeglichen Spuren von Klebstoff und/oder Staub sind. Verfugen Sie jeweils kleine Flächen (4 - 5m²) . Dies gilt vor allem für strukturiertes rutschfestes und poliertes Fliesen . Entfernen Sie die überschüssige Fugenmasse mit diagonalen Bewegungen von der Oberfläche aus, wenn das Produkt noch feucht ist und entfernen Sie, vor allem in Außenbereichen, alle Rückstände. Gründlich mit einem Schwamm, der in reinem und klarem Wasser befeuchtet wurde, reinigen und mit einem feuchten Tuch über die gesamte Fläche einschließlich der Fugen nachwischen. Für Fugen, die im eindeutigen Farbkontrast zu den verlegten Fliesen stehen, sollten Sie die Fugenmasse an einer begrenzten, verdeckten Fläche. vorher testen. Für Epoxyd-Fugenmörtel wird die Reinigung mit einem Schwamm und sauberem Wasser empfohlen. Die schnelle Reaktion und das schnelle Härten dieser Produkte macht die Beseitigung von Rückständen nach dem Aushärten unmöglich. Am Tag nach der Verfugung ist eine gründliche Reinigung mit alkalischen Reinigungsmitteln erforderlich. Für die jeweilige Wahl der Fuge für die jeweilige Fliese wenden Sie sich bitte an den Hersteller des Fugenmittels.

REINIGUNG UND PFLEGE NACH DER VERLEGUNG

Eine Baustelle ist erst vollständig beendet, wenn sie frei von jedem Arbeitsmaterial ist. Um die Gefahr der Beschädigung der Fliesenoberfläche zu senken, ist es notwendig, sie zu schützen und so weit wie möglich die Anwesenheit von abrasiven Materialien (Pulver oder Rückstände der weiteren Verarbeitung) zu vermeiden.

GRUNDREINIGUNG

Die Grundreinigung nach der Verlegung ist wichtig, um die spätere Reinigung und Pflege zu ermöglichen. Eine sorgfältige Grundreinigung sorgt dafür, dass die Böden lange schön und geschützt bleiben. Sie wird normalerweise nur einmal vor der Benutzung des Bodens ausgeführt. Es wird empfohlen, die Erstreinigung nach 4-5 Tagen, spätestens aber nach 10 Tagen ab dem Verlegen und Verfugen der Oberfläche durchzuführen. Die verfugte und gereinigte Oberfläche kann einen Zementschleier aufweisen, der aber leicht nur mit Wasser entfernt werden kann. Dafür ist ein Reinigungsmittel auf Säurebasis erforderlich, das je nach den Anweisungen des Herstellers entsprechend verdünnt (Verdünnung von 1:10 bis 1:4 mit kaltem Wasser). Zuerst muss die geflieste Fläche mit Wasser gespült werden, dies gilt vor allem für die Fugen (die normalerweise nicht säurebeständig sind). Verteilen Sie die vorbereitete säurehaltige Lösung auf der Oberfläche und lassen Sie diese kurz einwirken (2 Minuten). Lassen Sie das aufgebrauchte Mittel nicht eintrocknen. Entfernen Sie dann die Lösung mit einer Einbürstemaschine (nichtscheuernde Scheibe), einem Flüssigkeitssauger oder einem anderen Gerät, und/oder spülen Sie mit reichlich klarem Wasser nach. Es muss darauf hingewiesen werden, dass die maschinelle Reinigung einer Oberfläche (die besonders für strukturierte und große Oberflächen empfohlen wird) an den schwierig zu erreichenden Stellen stets eine manuelle Nachreinigung erforderlich macht, vor allem in den Ecken, entlang der Wände und in allen Bereichen, die von der Einbürstemaschine nicht erreicht werden. Es ist immer ratsam, die Haltbarkeit des Produktes gegen Säuren auf einer noch nicht verlegten Fliese oder in einem versteckten Bereich der bereits verlegten Oberfläche zu testen, dies gilt insbesondere für geläppte oder polierte Fliesen. Die Verwendung von Reinigungsmitteln mit Fluorwasserstoffsäure (HF) und seinen Derivate ist zu vermeiden.

GEWÖHNLICHE REINIGUNG UND PFLEGE

Die gewöhnliche Reinigung der Oberflächen dient der Entfernung von Schmutz, Spuren und Abdrücken. Sie hat das Ziel, das ursprüngliche Aussehen wieder herzustellen. Glasierte Feinsteinzeugfliesen benötigen keine Schutzbehandlung und die korrekte und systematische Reinigung ist ausreichend, um die Oberfläche dauerhaft schön zu halten. Eine gründliche Reinigung sollte mit warmem Wasser, einem Lappen oder weichen Schwamm und eventuell mit neutralen Reinigungsmitteln erfolgen. Für Räume mit großen Flächen können industrielle Reinigungsmaschinen verwendet werden, ggf. mit manueller Nachreinigung.

EMPFEHLUNGEN:

- Vermeiden Sie es, die Oberflächen mit Schleifmitteln, wie Scheuerschwämmen oder harten Bürsten zu reinigen, das kann zu Kratzern und Spuren führen, die sich nicht mehr entfernen lassen.
- Entfernen Sie eventuell verbleibende Fett- oder Ölrückstände mit Reinigungsmitteln, die organische Lösemittel enthalten, oder alkalischen Reinigungsmitteln (pH> 9) und spülen Sie dann gründlich nach. Avoid the use of soap as this tends to leave a slimy layer, particularly when used with hard water;
- Vermeiden Sie Seifen, da sie dazu neigen, eine schmierige Schicht zu hinterlassen, besonders wenn sie in Verbindung mit hartem Wasser verwendet werden;
- Verwenden Sie keine Produkte mit Wachs oder Glanzzusätzen.
- Vermeiden Sie Scheuermittel auf polierten oder glänzenden Oberflächen. Sie können auf jedoch matten Materialien verwendet werden, nachdem ein Test auf einem kleinen bereits verlegten Bereich erfolgt ist. Im Allgemeinen muss jedes nicht neutrale Reinigungsmittel zuerst auf einer nicht verlegten Fliese oder in einem verdeckten bereits verlegten Bereich getestet werden.

CARATTERISTICHE TECNICHE

Technical features
Caractéristiques techniques
Technische Eigenschaften

PAVIMENTO

Floor tile

RIVESTIMENTO

Wall tile



Azienda
Company



idea ceramica // by MoMa ceramiche Group

	Metodo di prova Testing method Méthode d'essai Prüfmethode	Valori prescritti International Standard Internationale Normwerte Valeurs Prescrites	Valori prescritti International Standard Internationale Normwerte Valeurs Prescrites	Valori medi Average Value Mittelwert Valeurs Moyennes
Assorbimento d'acqua Water absorption Absorption d'eau Wasseraufnahme	ISO 10545 - 3	≤ 0,5 %	> 10 %	Conforme In accordance Entsprechend
Lunghezza e larghezza Length and width Longueur et largeur Länge und Breite	ISO 10545 - 2	+/- 0,6 %	+/- 0,5 %	Conforme In accordance Entsprechend
Spessore Thickness Épaisseur Stärke	ISO 10545 - 2	+/- 5 %	+/- 10 %	Conforme In accordance Entsprechend
Rettilineità degli spigoli Straightness Équerage des angles Geradlinigkeit	ISO 10545 - 2	+/- 0,5 %	+/- 0,3 %	Conforme In accordance Entsprechend
Ortogonalità Rectangularity Orthogonalité Rechtwinkligkeit	ISO 10545 - 2	+/- 0,6 %	+/- 0,5 %	Conforme In accordance Entsprechend
Planarità Warpage Planéité Ebenflächigkeit	ISO 10545 - 2	+/- 0,5 %	+/- 0,5 % - 0,3%	Conforme In accordance Entsprechend
Coefficiente di attrito (scivolosità) Friction coefficient (slipperiness) Coefficient de friction (glissement) Reibungskoeffizient (Schlupfrigkeit)				
Coefficiente dilatazione termica lineare Coefficient of linear thermal-expansion Coefficient de dilatation thermique linéaire Lineare Wärmeausdehnung	ISO 10545 - 8	9 MK ¹		7 MK¹
Resistenza alla flessione Flexion resistance Résistance à la flexion Biegezugfestigkeit	ISO 10545 - 4	> 35 N/mm ²	> 15 N/mm ²	Conforme In accordance Entsprechend
Resistenza all'abrasione profonda Deep abrasion resistance Résistance à l'abrasion profonde Beständigkeit gegen Tiefenabrieb				
Resistenza al gelo Frost resistance Résistance au gel Frostwiderstandsfähigkeit	ISO 10545 - 12	Nessuna alterazione No alteration		Conforme In accordance Entsprechend
Resistenza agli sbalzi termici Thermal shock resistance Résistance aux écarts de température Temperaturwechselbeständigkeit	ISO 10545 - 9	Nessuna alterazione No alteration		Conforme In accordance Entsprechend
Resistenza dei colori alla luce Color resistance to light Résistance de la couleur à la lumière Lichtbeständigkeit	DIN 51094	Nessuna alterazione No alteration		Conforme In accordance Entsprechend
Resistenza ai prodotti chimici Chemical resistance Résistance aux produits chimiques Chemikalienfestigkeit	ISO 10545 - 13	Classe UB min	Classe GB min	Conforme In accordance Entsprechend
Resistenza alle macchie Stain resistance Résistance aux taches Flecken-Beständigkeit	ISO 10545 - 14	Classe 3 min	Classe 3 min	Conforme In accordance Entsprechend

UNI EN 14411 G
Gruppo BIa GL

Pavimenti in gres porcellanato
Porcelain wall and floor tiles

UNI EN 14411 L
Gruppo BIII GL

Rivestimenti in bicottura
Double firing wall tiles



We are here!
Noi siamo qui!

Finale Emila (MO) - Via Panaria Bassa 17/A - Italy

Tel. +39 0535 90401 / info@ideaceramica.biz

www.ideaceramica.net

